

DF25A/30A

DF25A/AR

DF25AT/ATH

DF30A

DF30AT/ATH/AQ



OUTBOARD MOTOR

P01/P40

2014-5

2ND EDITION

This part catalogue supersedes all the following part catalogue with immediate effect

Model of catalogue	Parts catalogue No.
DF25A/30A P01 015	9900B-45298

PREFACE

When it becomes necessary to replace parts on SUZUKI OUTBOARD MOTORS, always use SUZUKI GENUINE PARTS which have passed a strict inspection which guarantees quality and performance.

This parts catalogue covers the list of all service parts for SUZUKI DF25A/30A production start 2014.

INSTRUCTIONS FOR QUOTING THE CATALOGUE

1. DIMENSIONS

Dimensions of the parts in this catalogue are indicated in unit millimeters.

2. ABBREVIATIONS

Abbreviations used in this catalogue are as follows:

AR	: As required	NT	: Number of teeth
ASSY	: Assembly	OPT	: Optional
E. NO.	: Engine number	OS	: Over size
F. NO.	: Frame number	STD	: Standard
D	: Diameter of material	T	: Thickness
ID	: Inside diameter	US	: Under size
OD	: Outside diameter	W	: Width
L	: Length	W/	: with
LH(PORT)	: Left hand side	S,L	: Transom type
RH(STBD)	: Right hand side	SUS	: Stainless steel
~123456	: Up to E. NO. 02504F-123456		
123456~	: From E. NO. 02504F-123456		

12 x 34 x 5.6..... Figures in the description column

| | | show the dimensions of parts.
ID OD T(or W,L)

→12345-56781 (Parts No.) : indicates that the parts number was changed to 12345-56781 and the new parts are interchangeable with the former ones but the former ones are not interchangeable with new ones.

←12345-56781 (Parts No.) : indicates that the former and new parts are interchangeable with each other and both are usable.

3. INNER PARTS OF ASSEMBLY

Part name with a dot (.) in front as shown in the description column indicates the component of the assembly also available individually.

4. MODIFICATION NOTICE

A parts bulletin will be sent to you on all occasions when changes in parts occur, including interchangeable modifications between new parts and old ones.

5. NOTE

5-1. There are some different parts from those of production models among spare parts for the administrative reasons and common use of them with other models.

5-2. In respect of rubber hoses and vinyl tubes, please be sure to use them by cutting off according to the length mentioned on parts catalogue or what is actually required on the vehicle.

5-3. Note that the drawings on the illustration page are for ready reference of spare parts number, not to be used as an assembly manual. When assembling, use "SUZUKI SERVICE MANUAL".

6. SPECIFICATION CODE

This catalogue contains the parts for the model designed for the following spec.:

spec. code :	DF25A	: P1	DF25AR	: P1
	DF25AT	: P1	DF25ATH	: P1
	DF30A	: P40	DF30AT	: P1
	DF30ATH	: P1	DF30AQH	: P1

7. MODEL NAME AND ENGINE NUMBER

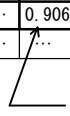
MODEL	DESTINATION	TYPE	TRANSOM	ENGINE NO.
DF25A	P01	02504F	S, L	02504F-510001~
DF25AR	P01	02504F	S, L	02504F-510001~
DF25AT	P01	02504F	S, L	02504F-510001~
DF25ATH	P01	02504F	S, L	02504F-510001~
DF30A	P40	03003F	S, L	03003F-510001~
DF30AT	P01	03003F	S, L	03003F-510001~
DF30ATH	P01	03003F	S, L	03003F-510001~
DF30AQH	P01	03003F	S, L	03003F-510001~

MILLIMETER → INCH CONVERSION CHART

	0	1	2	3	4	5	6	7	8	9
00	.000	.039	.079	.118	.157	.197	.236	.276	.315	.354
10	.394	.433	.472	.512	.551	.591	.630	.669	.709	.748
20	.787	.827	.866	.906	.945	.984	1.024	1.063	1.102	1.142
30	1.181	1.220	1.260	1.299	1.339	1.378	1.417	1.457	1.496	1.535
40	1.575	1.614	1.654	1.693	1.732	1.772	1.811	1.850	1.890	1.929
50	1.969	2.008	2.047	2.087	2.126	2.165	2.205	2.214	2.283	2.323
60	2.362	2.402	2.441	2.480	2.520	2.559	2.598	2.638	2.677	2.717
70	2.756	2.795	2.835	2.874	2.913	2.953	2.992	3.031	3.071	3.110
80	3.150	3.189	3.228	3.268	3.307	3.346	3.386	3.425	3.465	3.504
90	3.543	3.583	3.622	3.661	3.701	3.740	3.780	3.819	3.858	3.898

How to read

	0	1	2	3	4
00
10
20	0.906	...
30


 23 millimeters equal 0.906 inch

Contents are subject to change without notice or obligation.

FIG. 111A

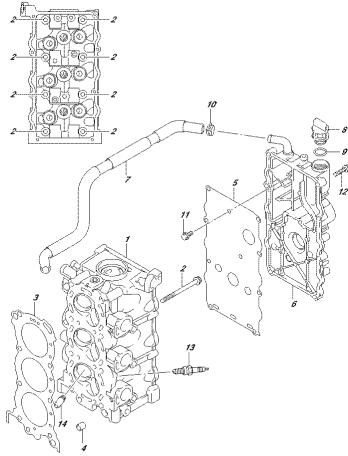


FIG. 111A
CYLINDER HEAD

FIG. 113A

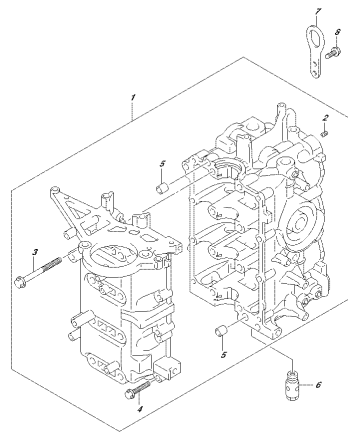


FIG. 113A
CRANKSHAFT

FIG. 116A

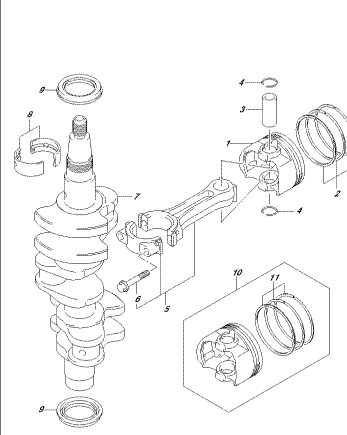


FIG. 116A
PISTON AND ROD

FIG. 120A

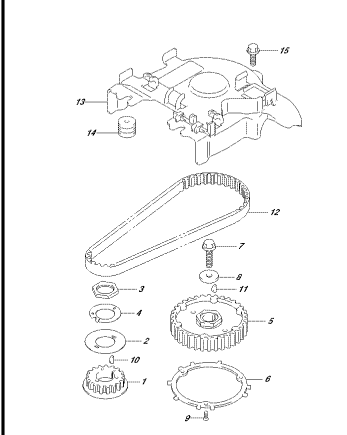


FIG. 120A
FLYWHEEL

FIG. 121A

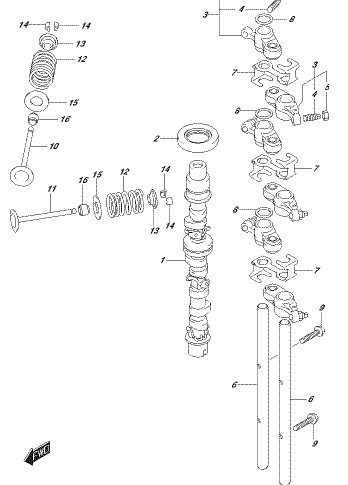


FIG. 121A
PISTON AND ROD

FIG. 122A

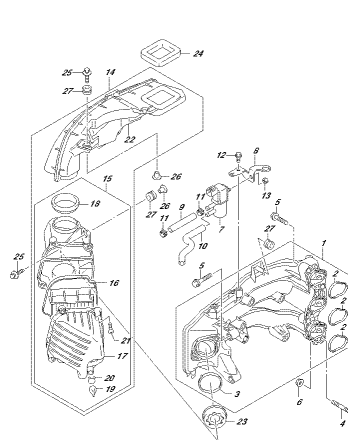


FIG. 122A
CRANKSHAFT

FIG. 122B

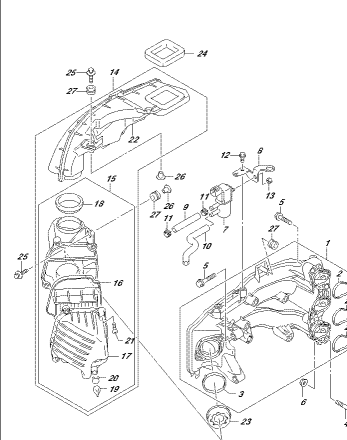


FIG. 122B
PISTON AND ROD

FIG. 122C

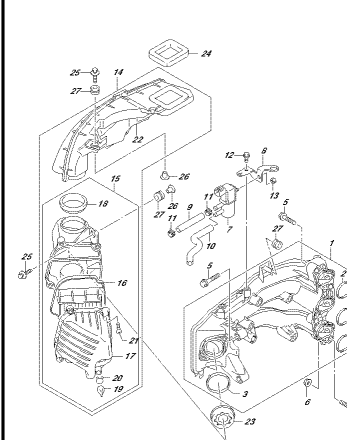


FIG. 122C
FLYWHEEL

FIG. 122D

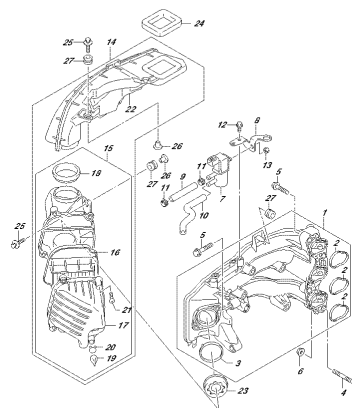


FIG. 122D
DIN 9138, 1025
INTEGRA BANFELD

FIG. 122E

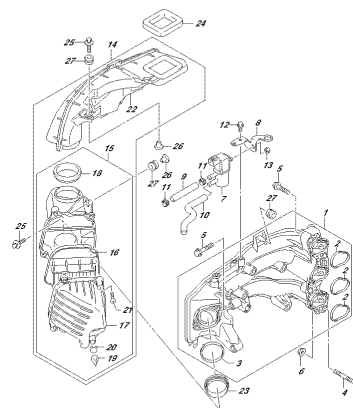


FIG. 122E
DIN 9138, 1025
INTEGRA BANFELD

FIG. 122F

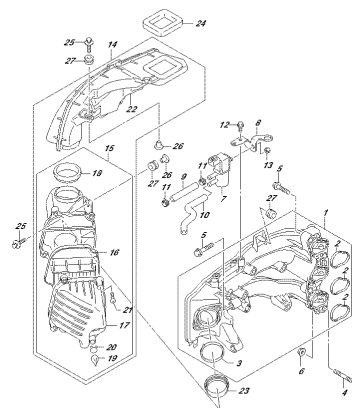


FIG. 122F
DIN 9138, 1025
INTEGRA BANFELD

FIG. 122G

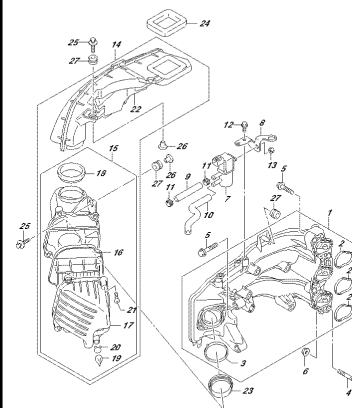


FIG. 122G
DIN 9138, 1025
INTEGRA BANFELD

FIG. 122H

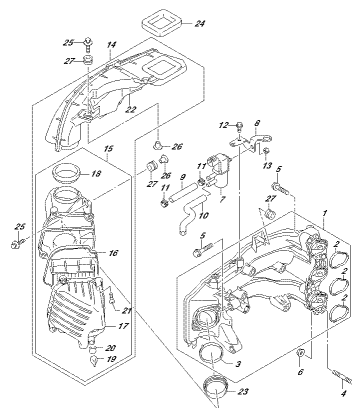


FIG. 122H
DIN 9138, 1025
INTEGRA BANFELD

FIG. 139A

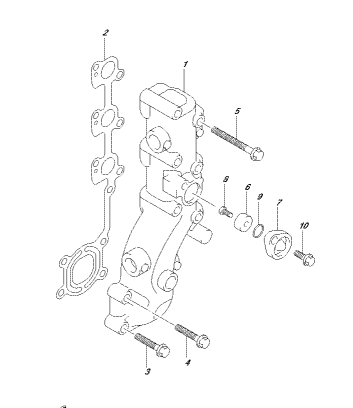


FIG. 139A
DIN 9138, 1025
INTEGRA BANFELD

FIG. 144A

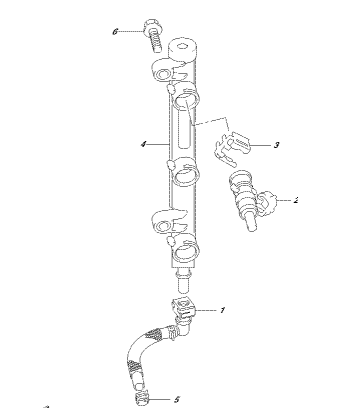


FIG. 144A
DIN 9138, 1025
INTEGRA BANFELD

FIG. 146A

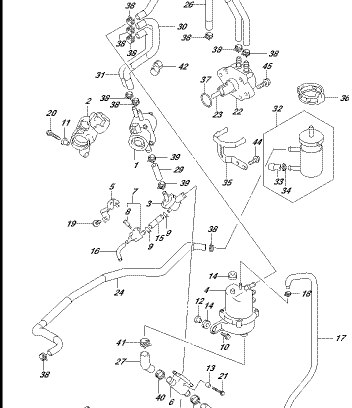


FIG. 146A
DIN 9138, 1025
INTEGRA BANFELD

FIG. 146B

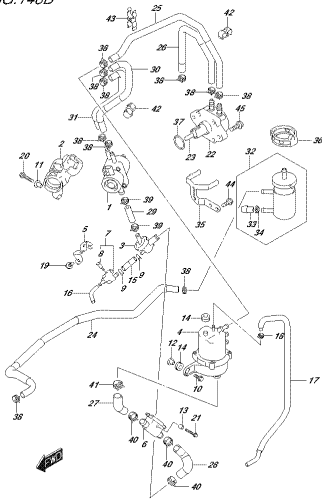


FIG. 146B
FUEL PUMP

FIG. 146C

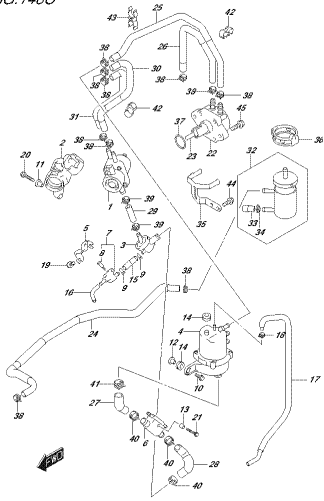


FIG. 146C
FUEL PUMP

FIG. 146D

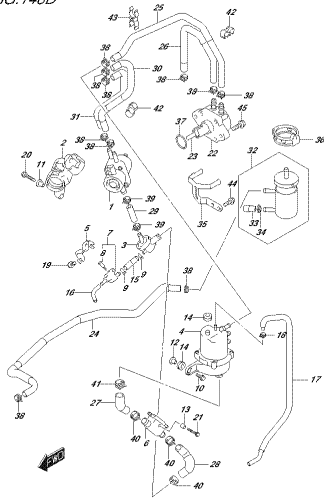


FIG. 146D
FUEL PUMP

FIG. 146E

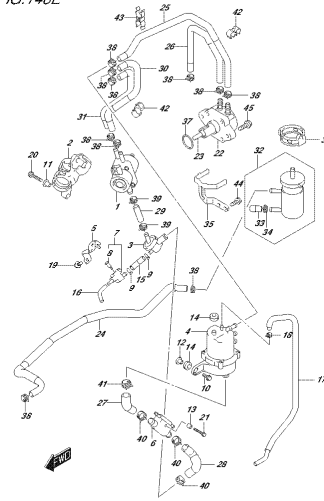


FIG. 146E
FUEL PUMP

FIG. 146F

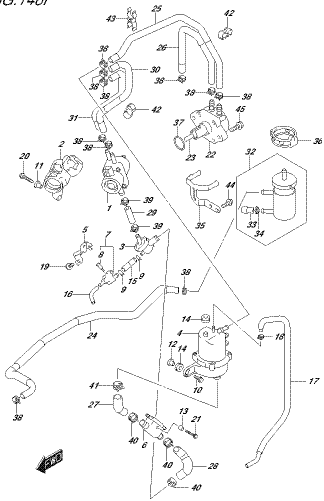


FIG. 146F
FUEL PUMP

FIG. 146G

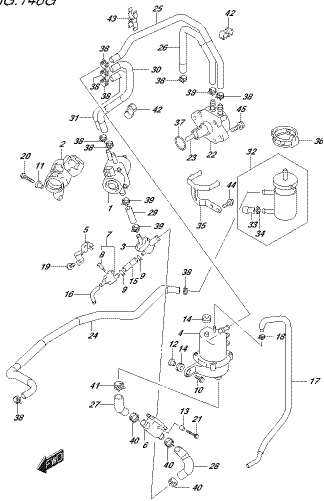


FIG. 146G
FUEL PUMP

FIG. 146H

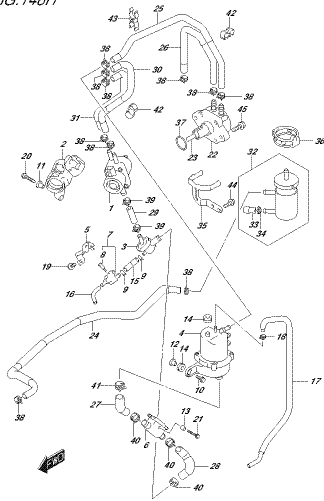


FIG. 146H
FUEL PUMP

FIG. 160A

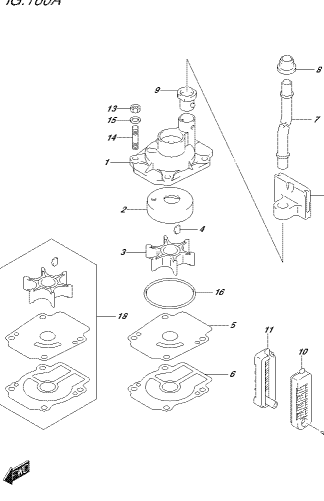


FIG. 160A
WATER PUMP

FIG. 160B

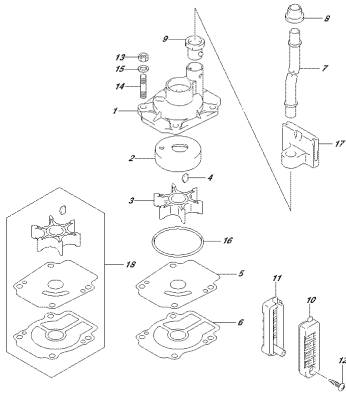


FIG. 160B
WATER PUMP

FIG. 160C

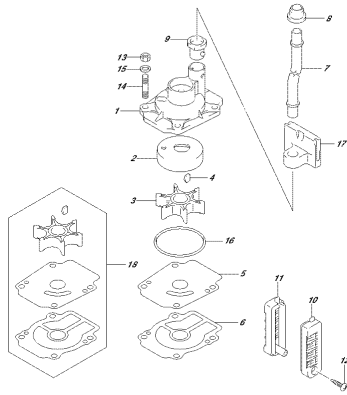


FIG. 160C
WATER PUMP

FIG. 160D

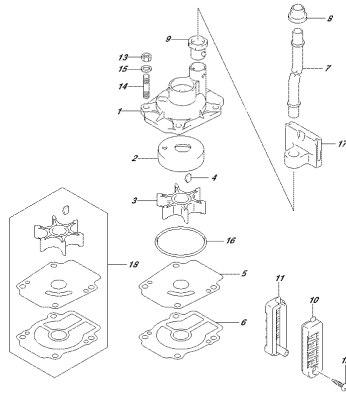


FIG. 160D
WATER PUMP

FIG. 160E

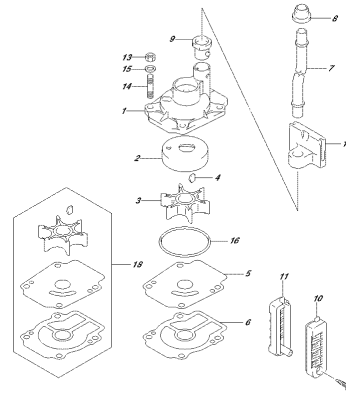


FIG. 160E
WATER PUMP

FIG. 160F

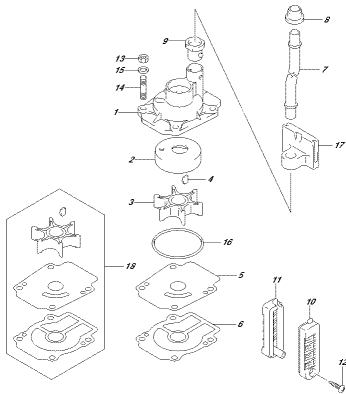


FIG. 160F
WATER PUMP

FIG. 160G

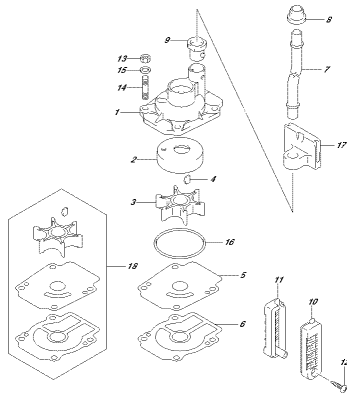


FIG. 160G
WATER PUMP

FIG. 160H

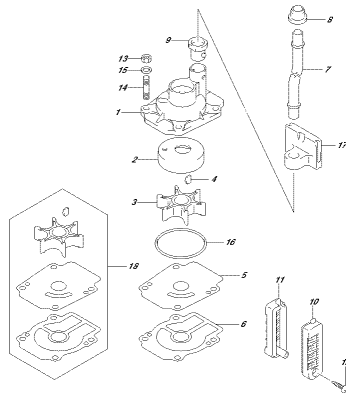


FIG. 160H
WATER PUMP

FIG. 162A

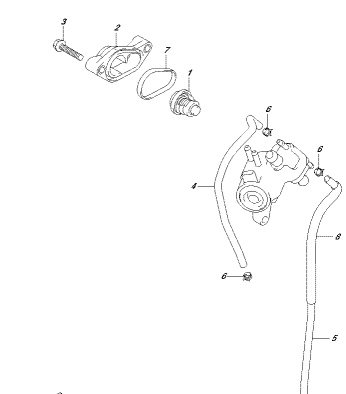


FIG. 162A
THERMOSTAT

FIG. 163A

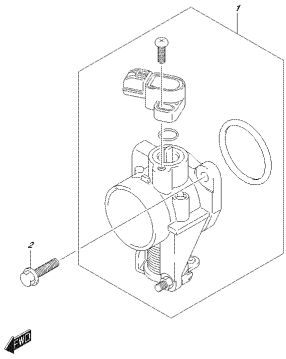


FIG. 163A
TARGET CONTROL

FIG. 166A

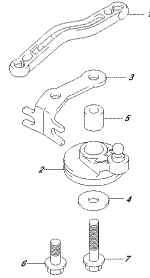


FIG. 166A
TARGET CONTROL

FIG. 166B

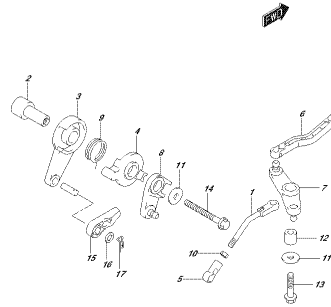


FIG. 166B
TARGET CONTROL

FIG. 166C

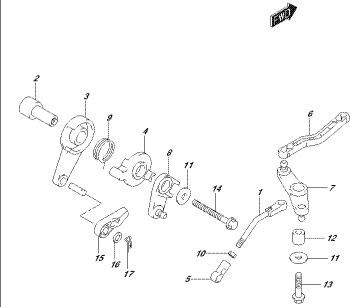


FIG. 166C
TARGET CONTROL

FIG. 166D

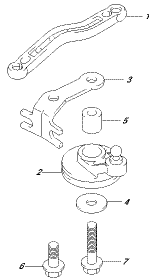


FIG. 166D
TARGET CONTROL

FIG. 166E

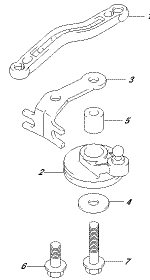


FIG. 166E
TARGET CONTROL

FIG. 166F

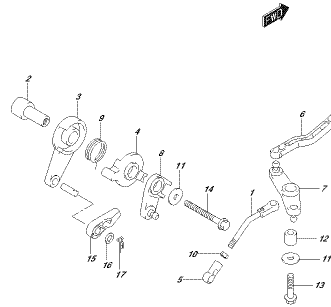


FIG. 166F
TARGET CONTROL

FIG. 166G

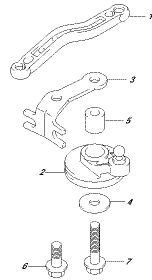


FIG. 166G
TARGET CONTROL

FIG. 166H

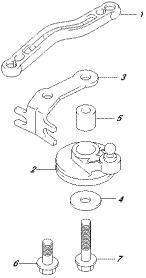


FIG. 166H
THROTTLE CONTROL

FIG. 167A

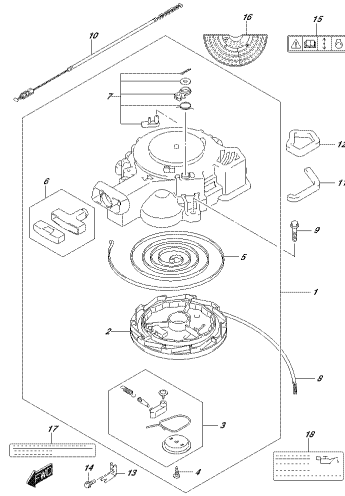


FIG. 167A
BECEC STARTER

FIG. 167B

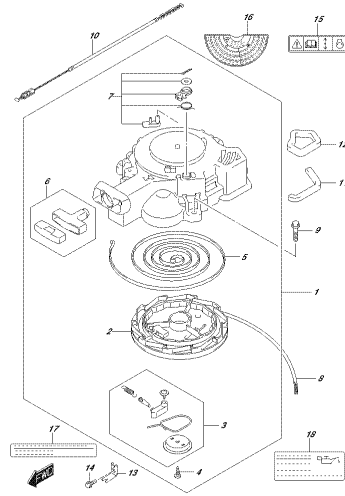


FIG. 167B
BECEC STARTER

FIG. 167C

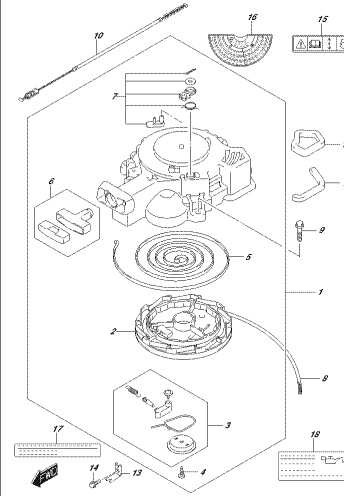


FIG. 167C
BECEC STARTER

FIG. 167D

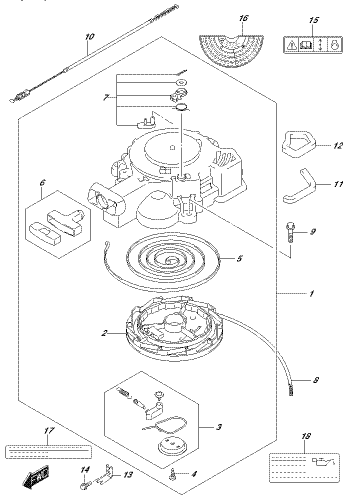


FIG. 167D
BECEC STARTER

FIG. 167E

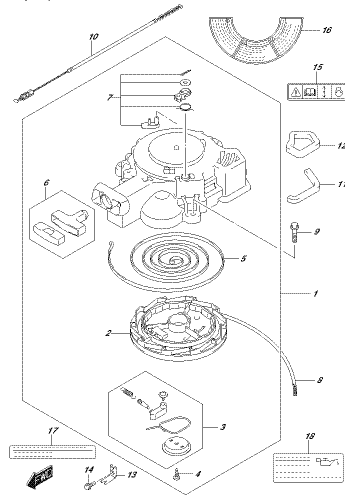


FIG. 167E
BECEC STARTER

FIG. 167F

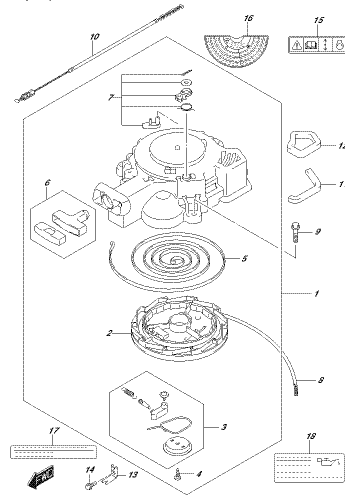


FIG. 167F
BECEC STARTER

FIG. 167G

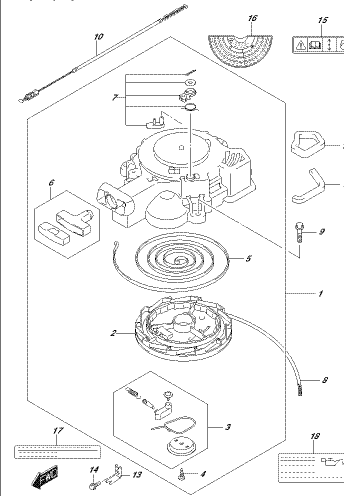


FIG. 167G
BECEC STARTER

FIG.167H

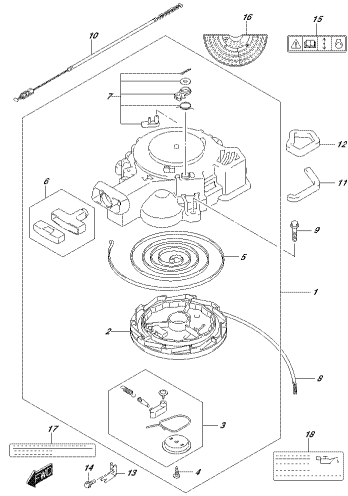


FIG.167H
D:\3D\BOM_PRL_012_167H
ECLUTCH RED

FIG.175A

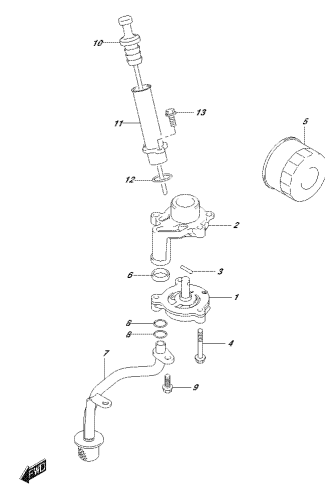


FIG.175A
D:\3D\BOM_PRL_012_175A
ECLUTCH RED

FIG.206A

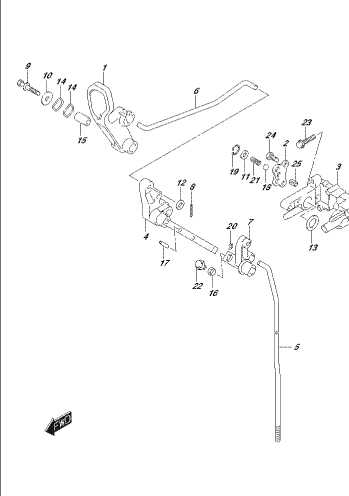


FIG.206A
D:\3D\BOM_PRL_012_206A
ECLUTCH RED

FIG.206B

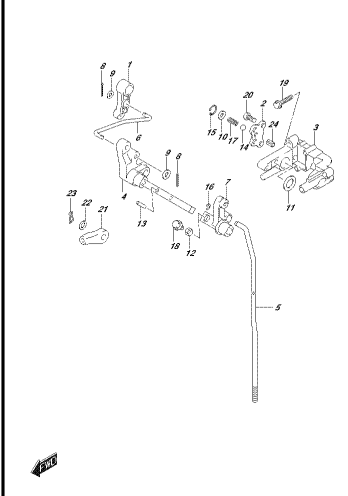


FIG.206B
D:\3D\BOM_PRL_012_206B
ECLUTCH RED

FIG.206C

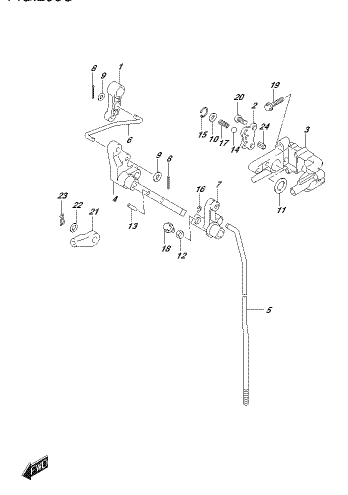


FIG.206C
D:\3D\BOM_PRL_012_206C
ECLUTCH RED

FIG.206D

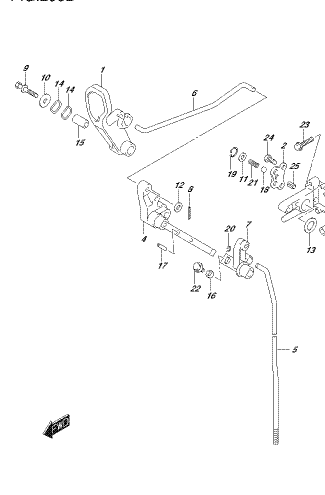


FIG.206D
D:\3D\BOM_PRL_012_206D
ECLUTCH RED

FIG.206E

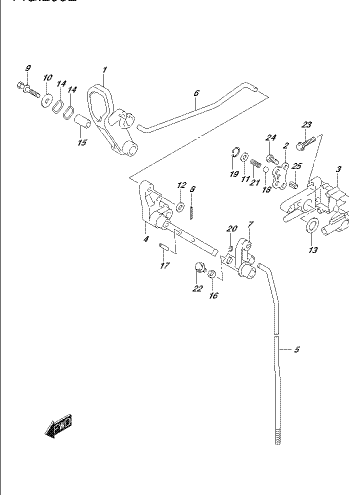


FIG.206E
D:\3D\BOM_PRL_012_206E
ECLUTCH RED

FIG.206F

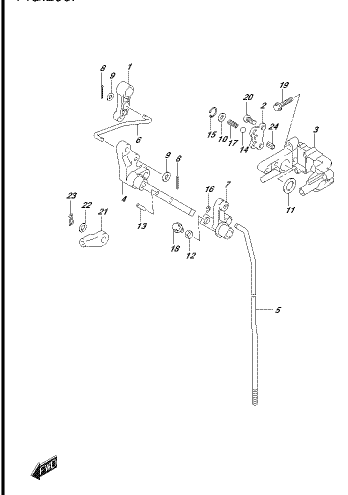


FIG.206F
D:\3D\BOM_PRL_012_206F
ECLUTCH RED

FIG.206G

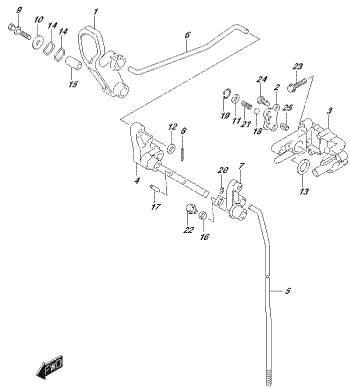


FIG. 206G, 206H, 206I, 206J, 206K, 206L, 206M

FIG.206H

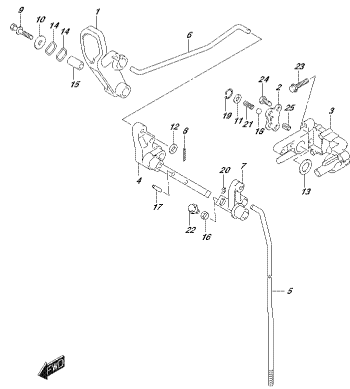


FIG. 206G, 206H, 206I, 206J, 206K, 206L, 206M

FIG.210A

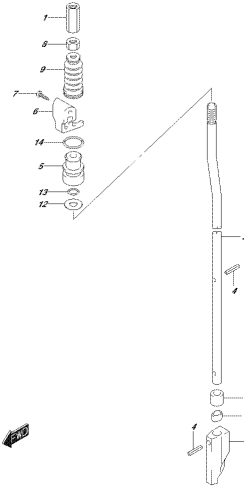


FIG. 210A, 210B, 210C, 210D, 210E, 210F, 210G

FIG.220A

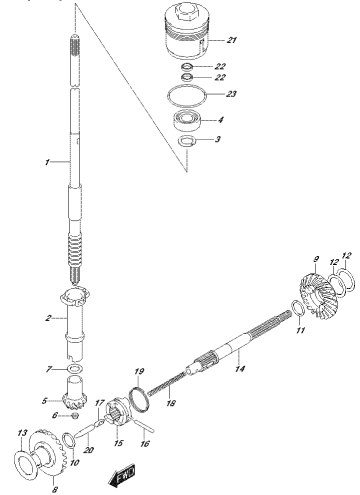


FIG. 220A, 220B, 220C, 220D, 220E, 220F, 220G, 220H, 220I, 220J, 220K, 220L, 220M, 220N, 220O, 220P, 220Q, 220R, 220S, 220T, 220U, 220V, 220W, 220X, 220Y, 220Z

FIG.220B

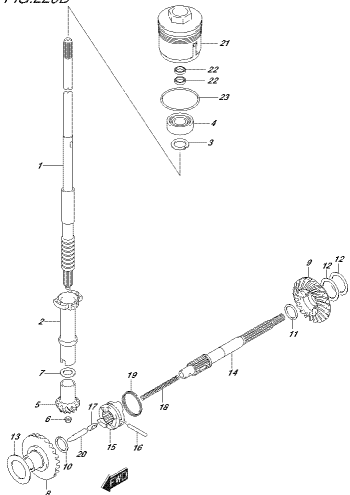


FIG. 220B, 220C, 220D, 220E, 220F, 220G, 220H, 220I, 220J, 220K, 220L, 220M, 220N, 220O, 220P, 220Q, 220R, 220S, 220T, 220U, 220V, 220W, 220X, 220Y, 220Z

FIG.220C

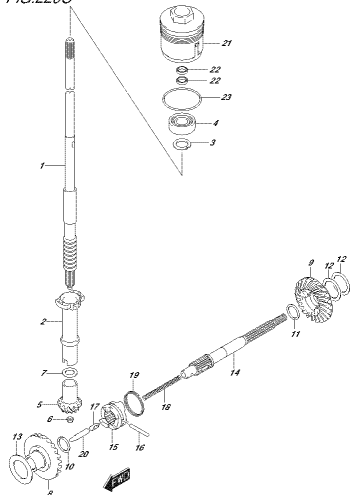


FIG. 220B, 220C, 220D, 220E, 220F, 220G, 220H, 220I, 220J, 220K, 220L, 220M, 220N, 220O, 220P, 220Q, 220R, 220S, 220T, 220U, 220V, 220W, 220X, 220Y, 220Z

FIG.220D

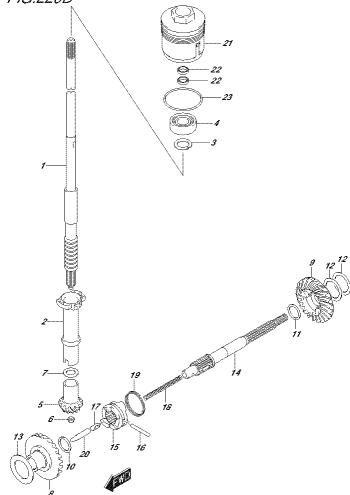


FIG. 220B, 220C, 220D, 220E, 220F, 220G, 220H, 220I, 220J, 220K, 220L, 220M, 220N, 220O, 220P, 220Q, 220R, 220S, 220T, 220U, 220V, 220W, 220X, 220Y, 220Z

FIG.220E

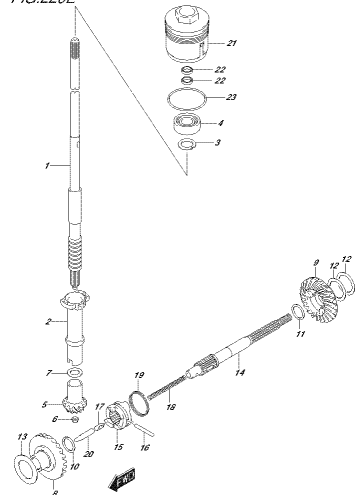


FIG. 220B, 220C, 220D, 220E, 220F, 220G, 220H, 220I, 220J, 220K, 220L, 220M, 220N, 220O, 220P, 220Q, 220R, 220S, 220T, 220U, 220V, 220W, 220X, 220Y, 220Z

FIG.220F

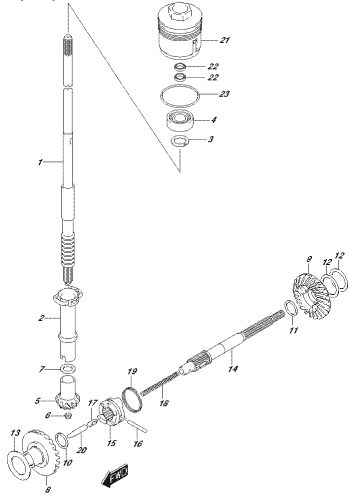


FIG.304_B&A_P&L_012_200F
STARTING MOTOR

FIG.220G

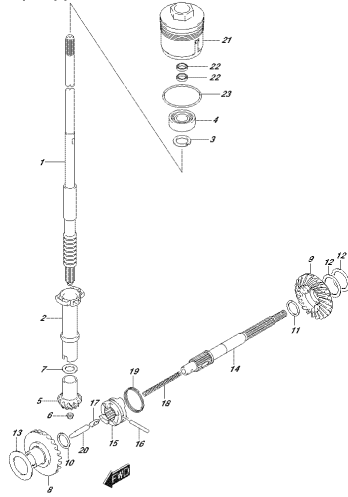


FIG.304_B&A_P&L_012_200G
STARTING MOTOR

FIG.220H

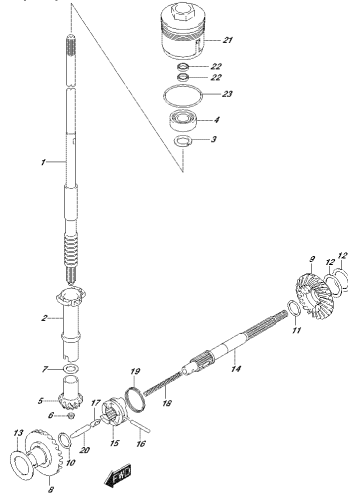


FIG.304_B&A_P&L_012_200H
STARTING MOTOR

FIG.301A

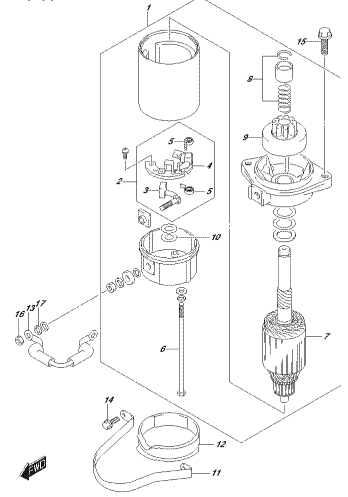


FIG.304_B&A_P&L_012_301A
STARTING MOTOR

FIG.301B

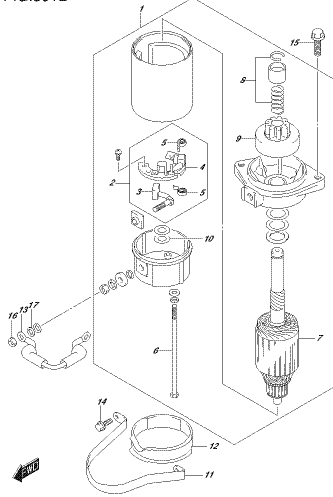


FIG.304_B&A_P&L_012_301B
STARTING MOTOR

FIG.301C

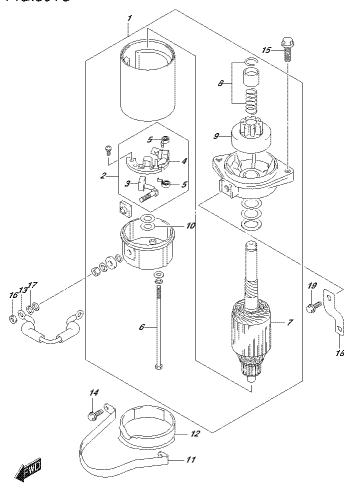


FIG.304_B&A_P&L_012_301C
STARTING MOTOR

FIG.301D

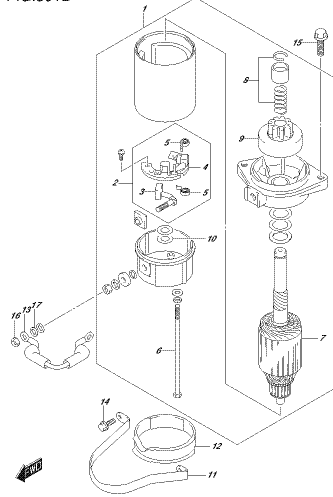


FIG.304_B&A_P&L_012_301D
STARTING MOTOR

FIG.301E

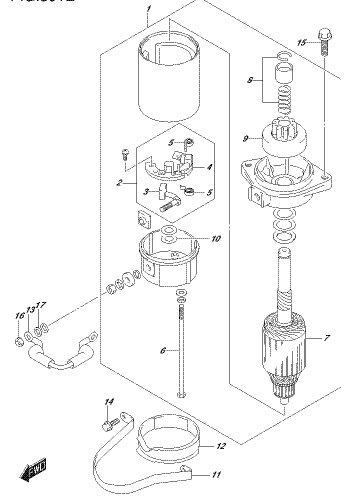


FIG.304_B&A_P&L_012_301E
STARTING MOTOR

FIG.301F

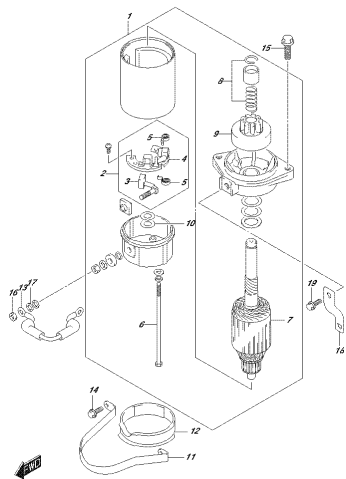


FIG.301F
DPC86_86A_PRL_012_201F
27460123-02700

FIG.301G

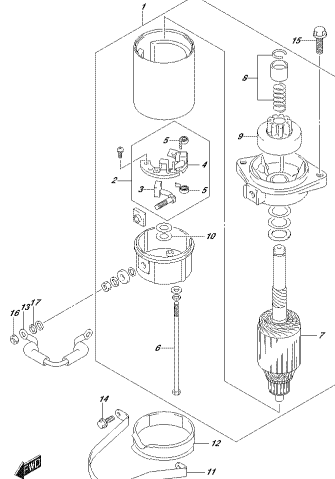


FIG.301G
DPC86_86A_PRL_012_201G
27460123-02700

FIG.301H

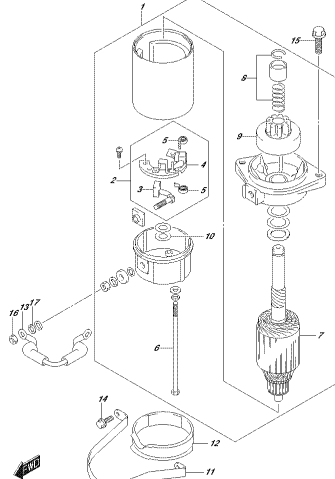


FIG.301H
DPC86_86A_PRL_012_201H
27460123-02700

FIG.303A

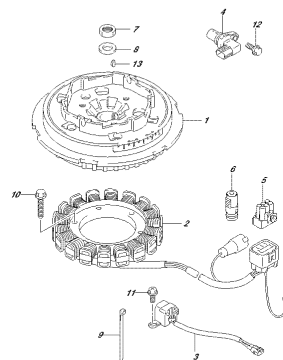


FIG.303A
DPC86_86A_PRL_012_203A
MAGNETO

FIG.303B

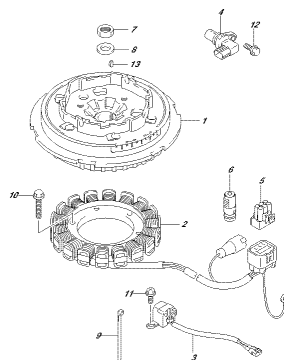


FIG.303B
DPC86_86A_PRL_012_203B
MAGNETO

FIG.303C

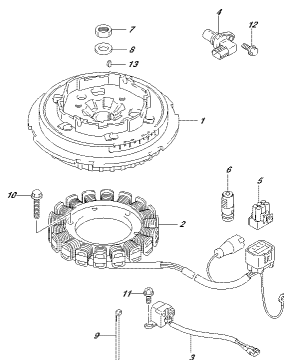


FIG.303C
DPC86_86A_PRL_012_203C
MAGNETO

FIG.303D

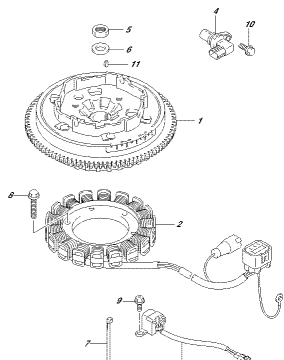


FIG.303D
DPC86_86A_PRL_012_203D
MAGNETO

FIG.310A

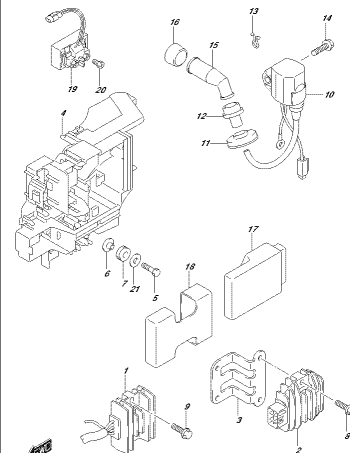


FIG.310A
DPC86_86A_PRL_012_210A
RECTOR REFREGERATION COOL

FIG.310B

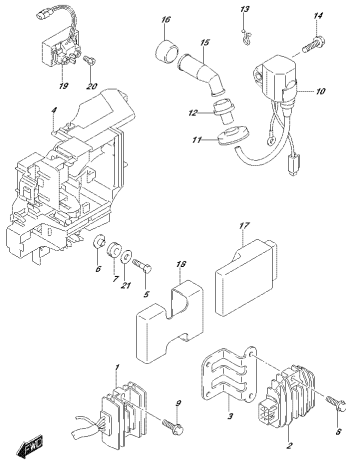


FIG.310A_PRL_012_010P
BECTOPREVISION.COM

FIG.310C

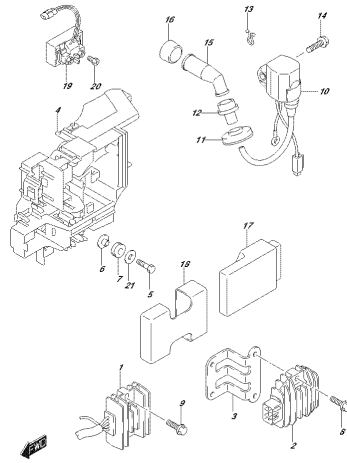


FIG.310A_PRL_012_010P
BECTOPREVISION.COM

FIG.310D

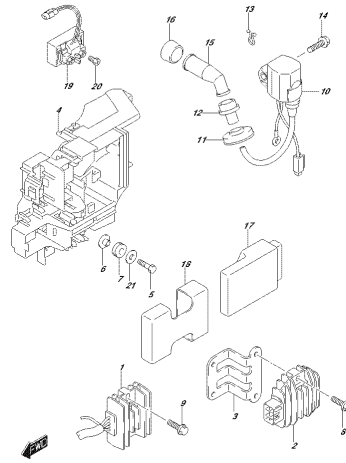


FIG.310A_PRL_012_010P
BECTOPREVISION.COM

FIG.310E

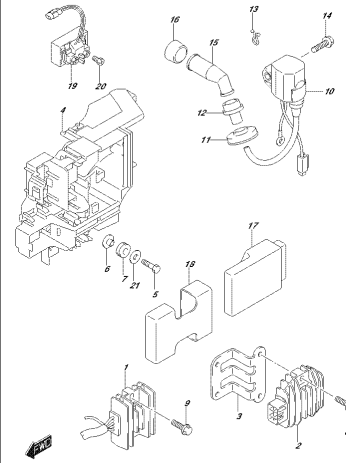


FIG.310A_PRL_012_010E
BECTOPREVISION.COM

FIG.310F

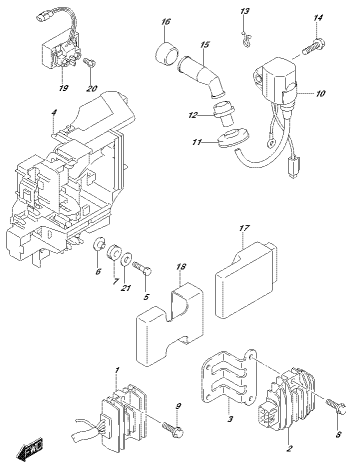


FIG.310A_PRL_012_010F
BECTOPREVISION.COM

FIG.310G

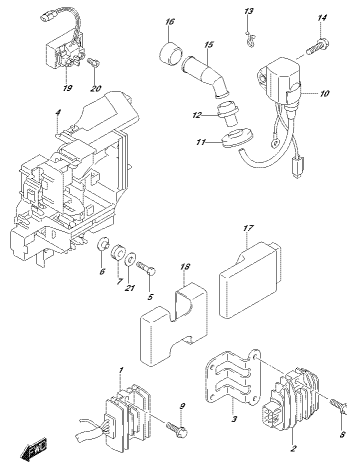


FIG.310A_PRL_012_010G
BECTOPREVISION.COM

FIG.310H

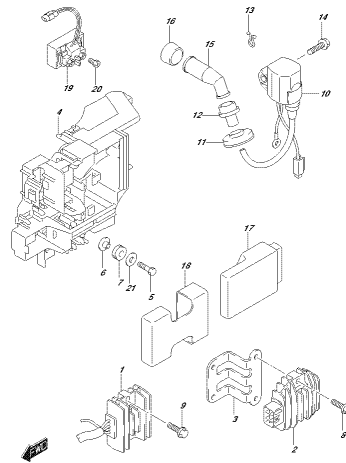


FIG.310A_PRL_012_010H
BECTOPREVISION.COM

FIG.322A

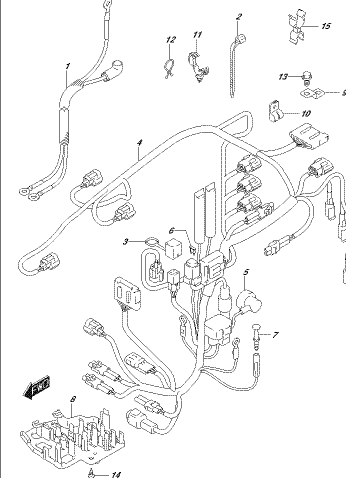


FIG.310A_PRL_012_020A
HARRISS

FIG.322B

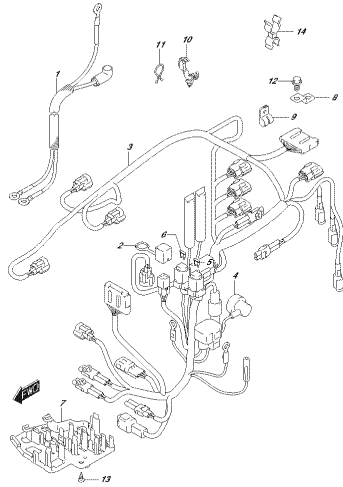


FIG.322B HARNESS

FIG.322C

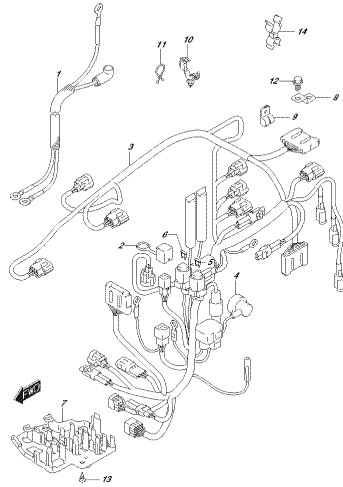


FIG.322C HARNESS

FIG.322D

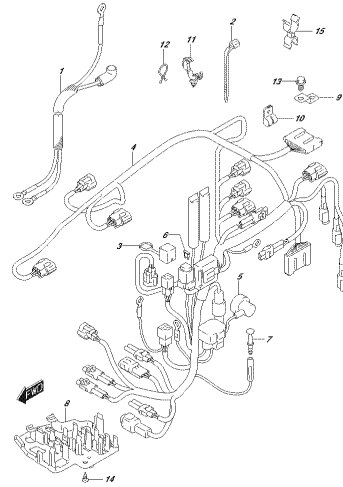


FIG.322D HARNESS

FIG.322E

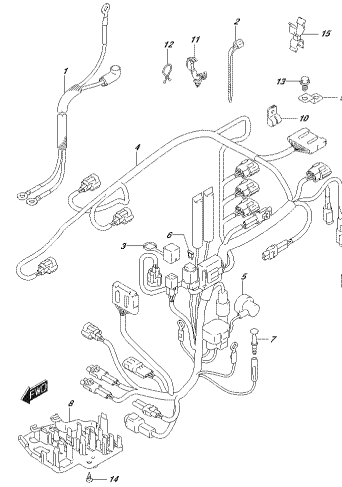


FIG.322E HARNESS

FIG.322F

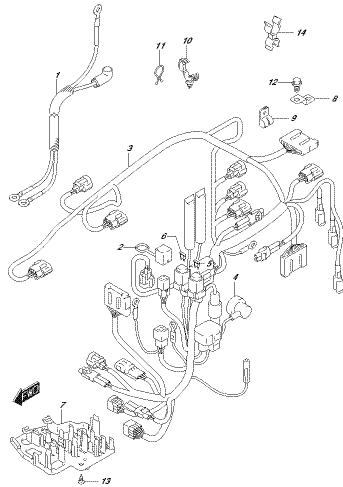


FIG.322F HARNESS

FIG.322G

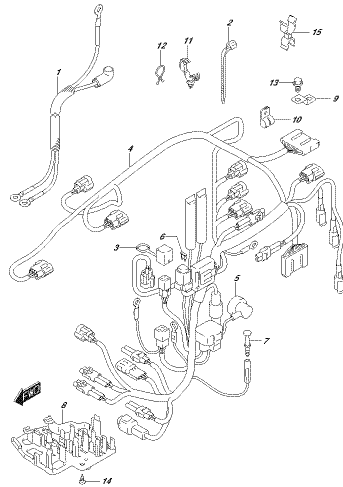


FIG.322G HARNESS

FIG.322H

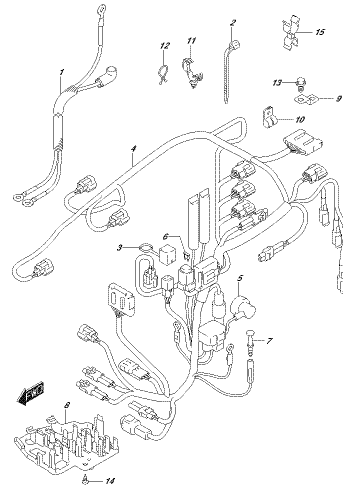


FIG.322H HARNESS

FIG.327A

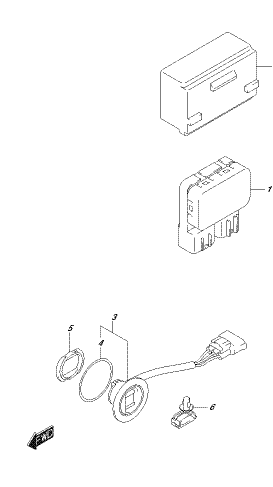


FIG.327A P/T SWITCH

FIG.327B

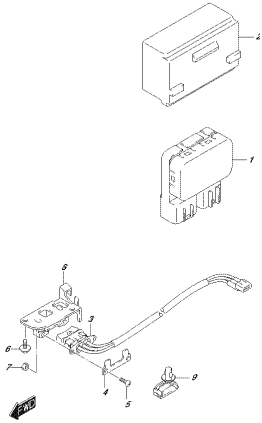


FIG326_S&A_PRL_012_327B
P/T SWITCH

FIG.327C

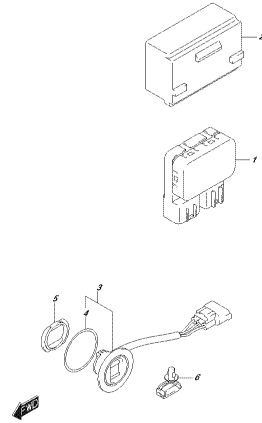


FIG326_S&A_PRL_012_327C
P/T SWITCH

FIG.327D

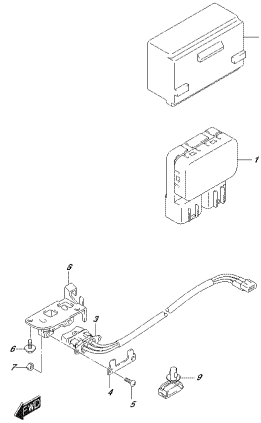


FIG326_S&A_PRL_012_327D
P/T SWITCH

FIG.334A

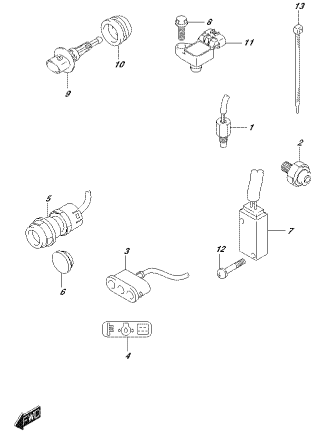


FIG326_S&A_PRL_012_334A
SENSOR/SWITCH

FIG.334B

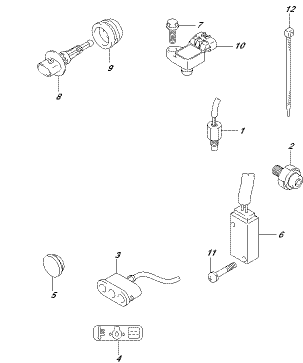


FIG326_S&A_PRL_012_334B
SENSOR/SWITCH

FIG.334C

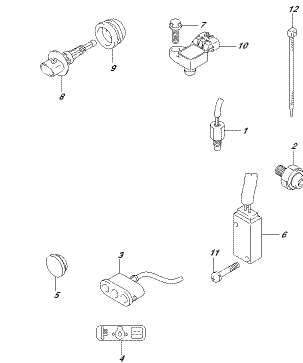


FIG326_S&A_PRL_012_334C
SENSOR/SWITCH

FIG.334D

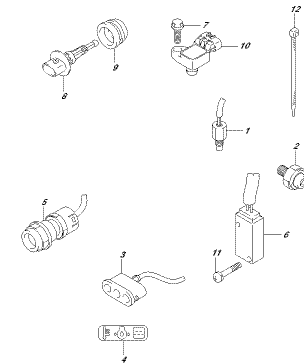


FIG326_S&A_PRL_012_334D
SENSOR/SWITCH

FIG.334E

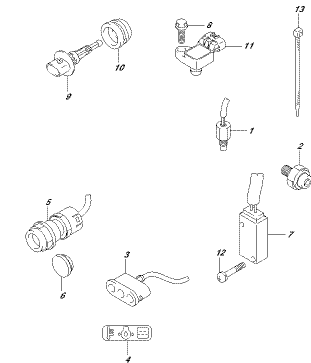


FIG326_S&A_PRL_012_334E
SENSOR/SWITCH

FIG.335F

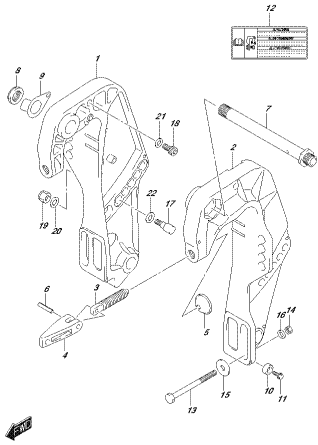


FIG.335F_S&L_P&L_012_335F
DRAWING BRACKET

FIG.335G

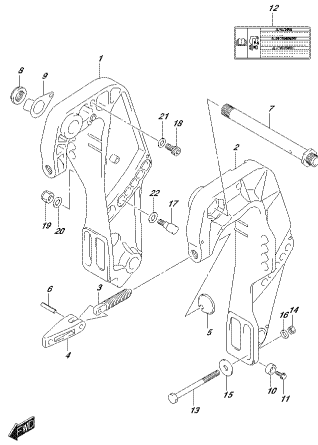


FIG.335G_S&L_P&L_012_335G
DRAWING BRACKET

FIG.335H

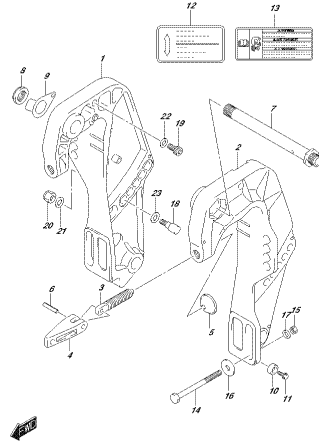


FIG.335H_S&L_P&L_012_335H
DRAWING BRACKET

FIG.336A

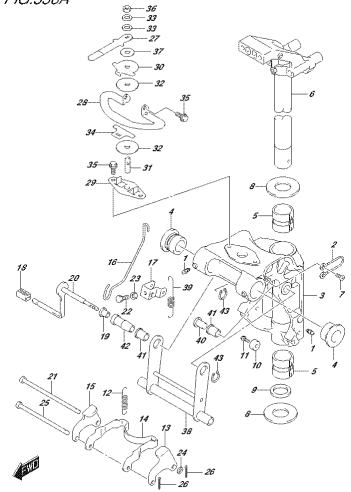


FIG.336A_S&L_P&L_012_336A
DRAWING BRACKET

FIG.336B

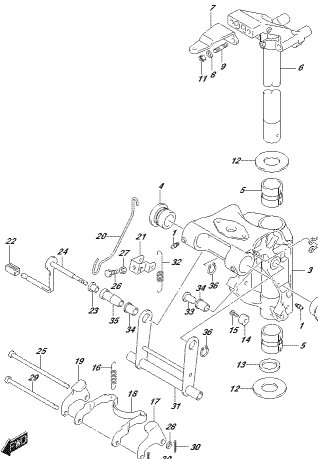


FIG.336B_S&L_P&L_012_336B
DRAWING BRACKET

FIG.336C

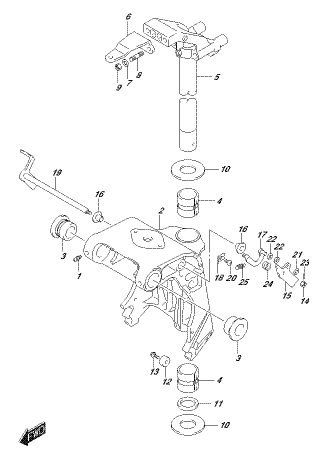


FIG.336C_S&L_P&L_012_336C
DRAWING BRACKET

FIG.336D

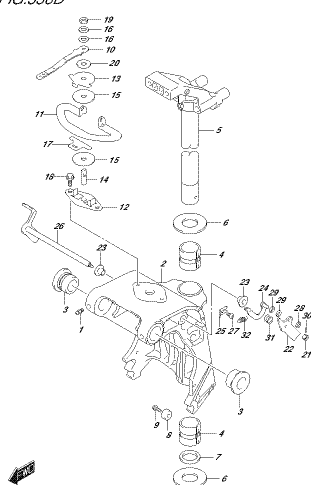


FIG.336D_S&L_P&L_012_336D
DRAWING BRACKET

FIG.336E

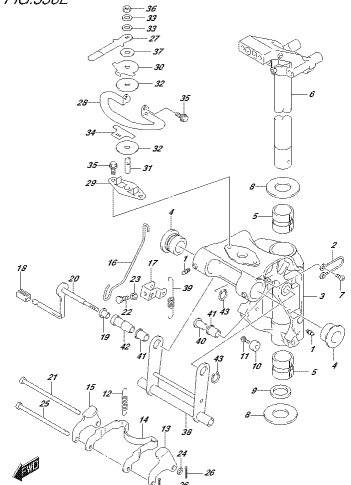


FIG.336E_S&L_P&L_012_336E
DRAWING BRACKET

FIG.336F

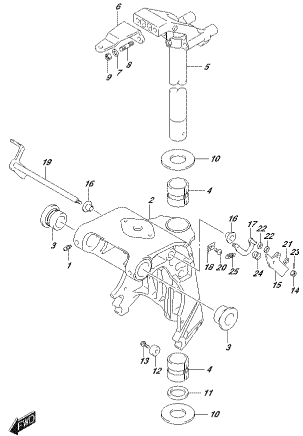


FIG.336F_S&A_P&L_012_336F
SYNTH. 2/2002/27

FIG.336G

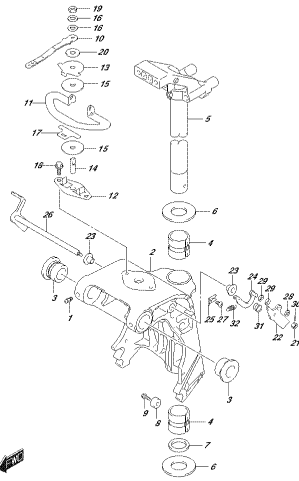


FIG.336G_S&A_P&L_012_336G
SYNTH. 2/2002/27

FIG.336H

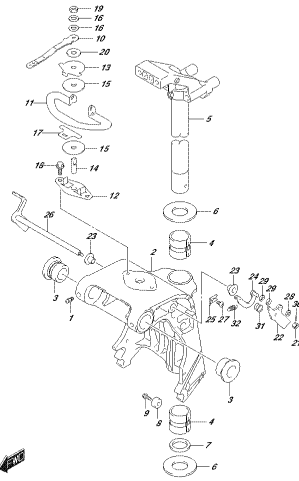


FIG.336H_S&A_P&L_012_336H
SYNTH. 2/2002/27

FIG.338A

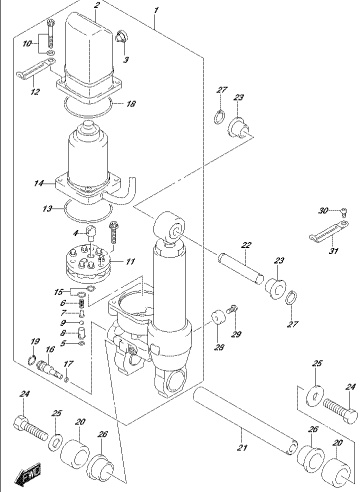


FIG.338A_S&A_P&L_012_338A
T&L CYLINDER

FIG.338B

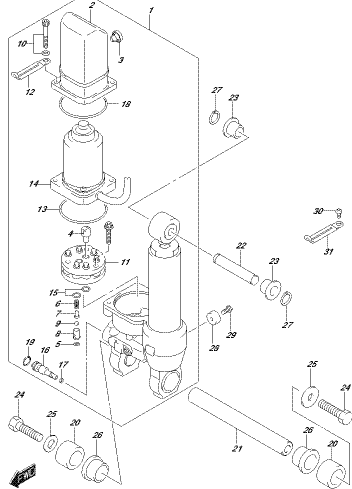


FIG.338B_S&A_P&L_012_338B
T&L CYLINDER

FIG.338C

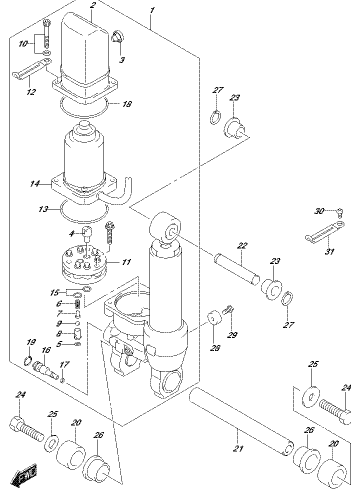


FIG.338C_S&A_P&L_012_338C
T&L CYLINDER

FIG.338D

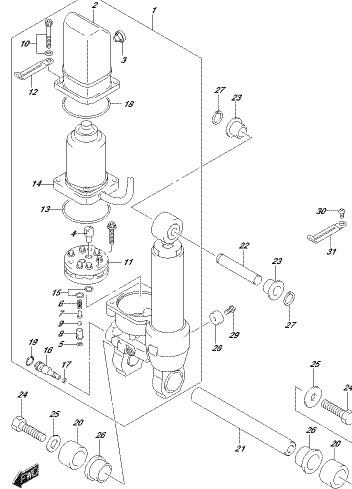


FIG.338D_S&A_P&L_012_338D
T&L CYLINDER

FIG.339A

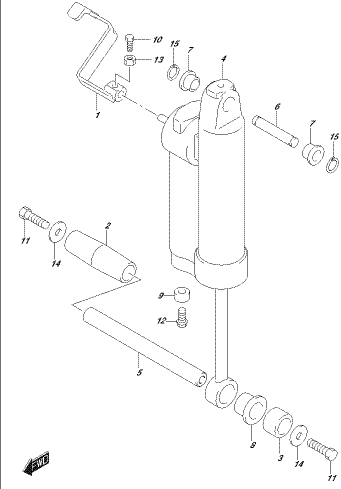


FIG.339A_S&A_P&L_012_339A
GAS CYLINDER

FIG.340A

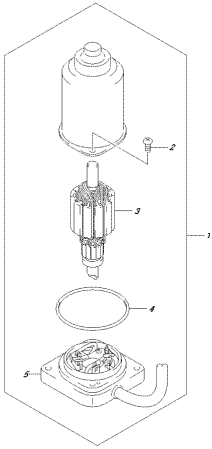


FIG.340A_S&L_P&L_012_364
PIT 467203

FIG.340B

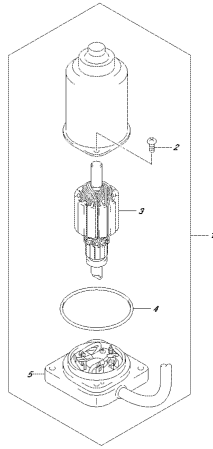


FIG.340B_S&L_P&L_012_369
PIT 467203

FIG.340C

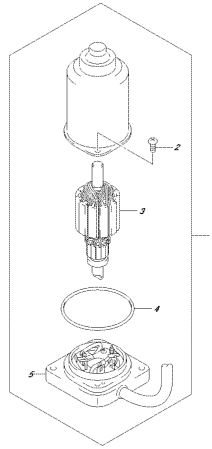


FIG.340C_S&L_P&L_012_36C
PIT 467203

FIG.340D

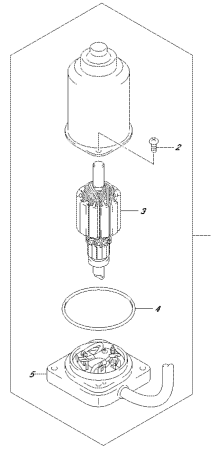


FIG.340D_S&L_P&L_012_36D
PIT 467203

FIG.401A

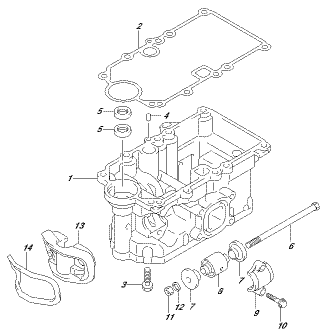


FIG.401A_S&L_P&L_012_401A
ENGINE HOLES

FIG.405A

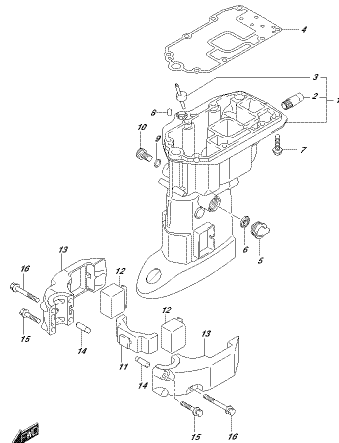


FIG.405A_S&L_P&L_012_405A
CRANK SHAFT HOLDING

FIG.407A

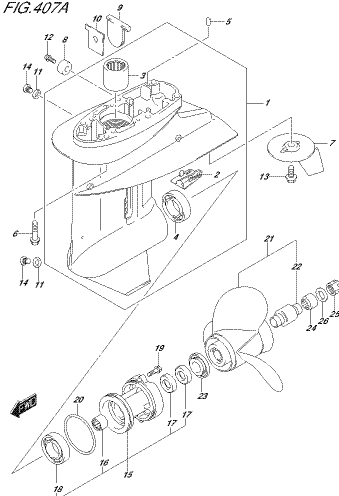


FIG.407A_S&L_P&L_012_407A
GEAR CASE

FIG.410A

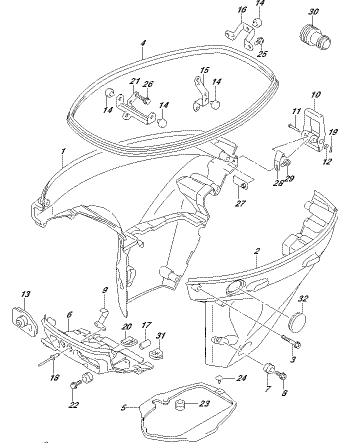


FIG.410A_S&L_P&L_012_410A
GEE COVER

FIG.410B

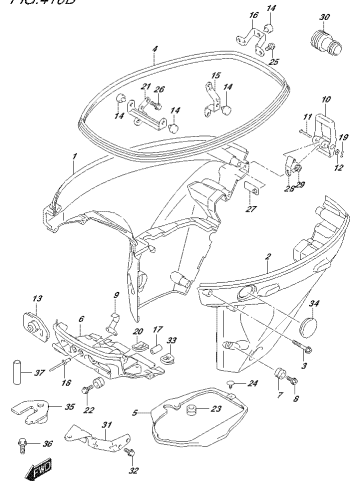


FIG.410B_S&A_PRL_012_410B
SEE COVER

FIG.410C

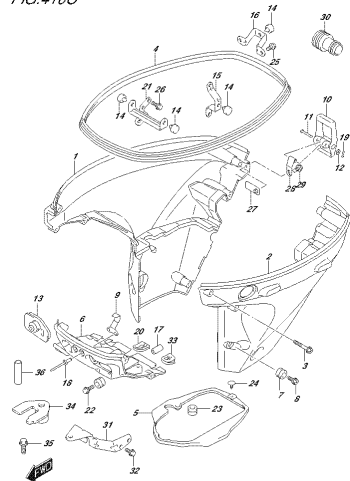


FIG.410C_S&A_PRL_012_410C
SEE COVER

FIG.410D

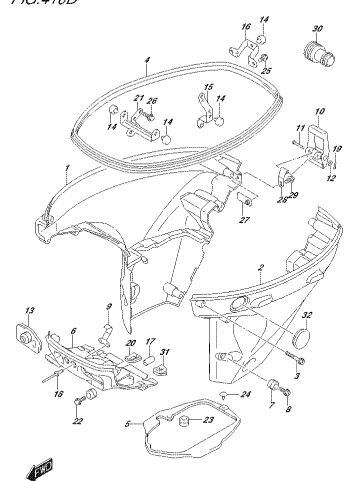


FIG.410D_S&A_PRL_012_410D
SEE COVER

FIG.410E

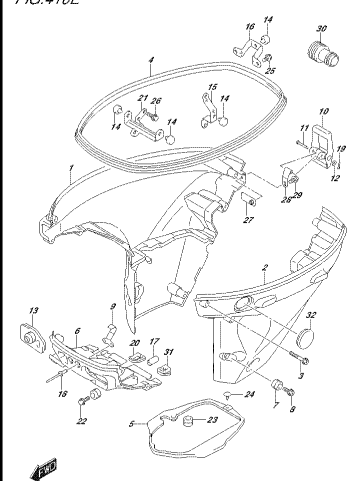


FIG.410E_S&A_PRL_012_410E
SEE COVER

FIG.410F

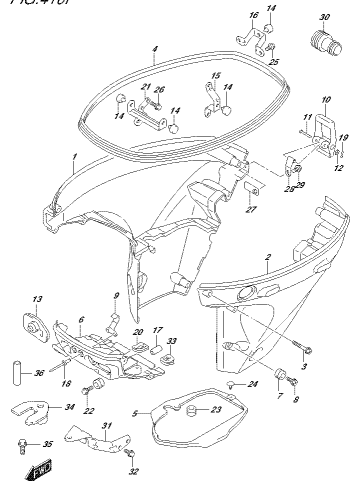


FIG.410F_S&A_PRL_012_410F
SEE COVER

FIG.410G

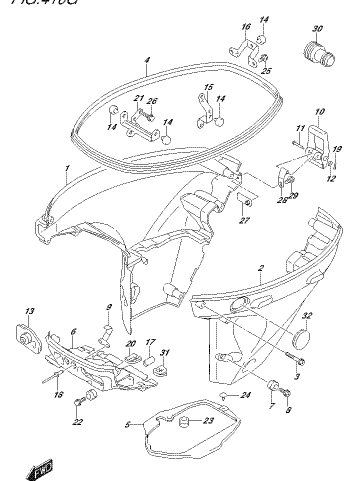


FIG.410G_S&A_PRL_012_410G
SEE COVER

FIG.410H

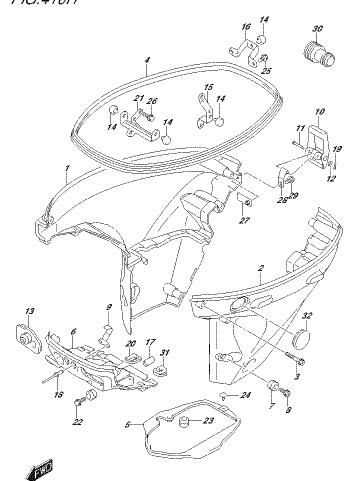


FIG.410H_S&A_PRL_012_410H
SEE COVER

FIG.420A

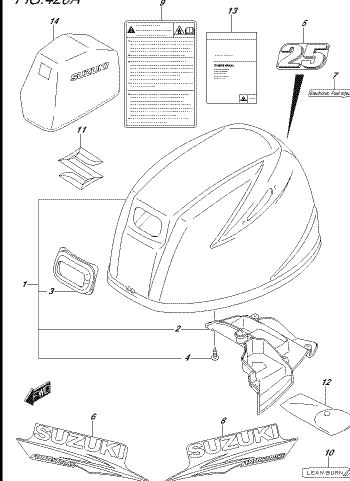
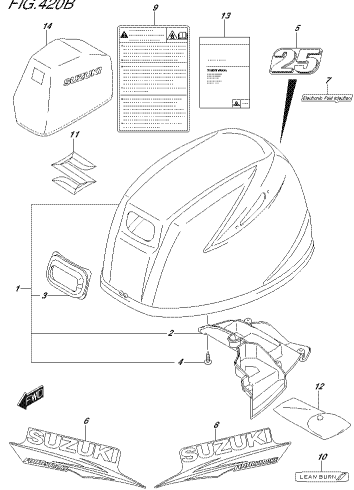


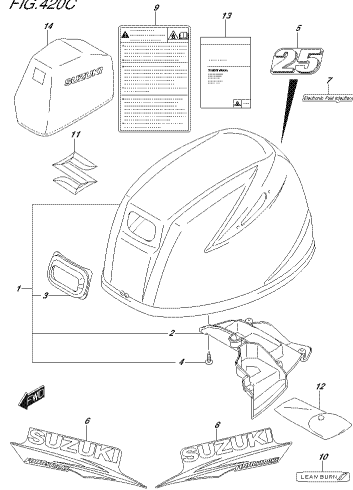
FIG.420A_S&A_PRL_012_420A
ENGINE COVER

FIG. 420B



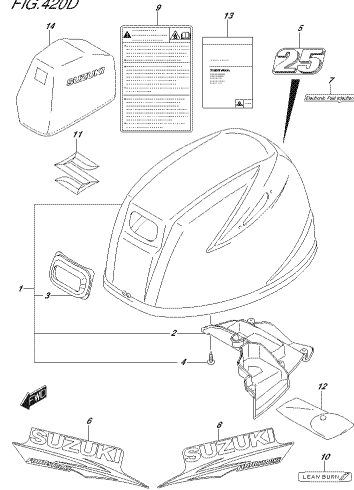
20C86_S&A_P&L_012_4109
ENGINE COVER

FIG. 420C



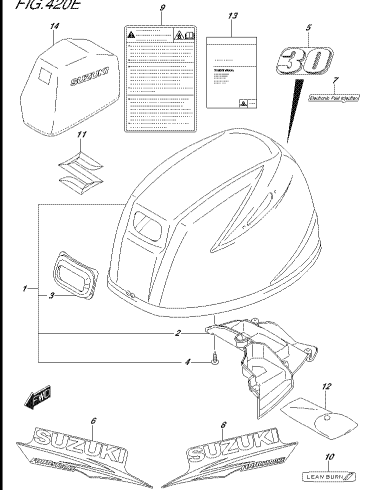
20C86_S&A_P&L_012_410C
ENGINE COVER

FIG. 420D



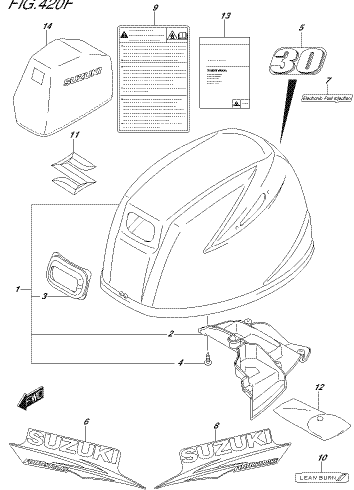
20C86_S&A_P&L_012_410D
ENGINE COVER

FIG. 420E



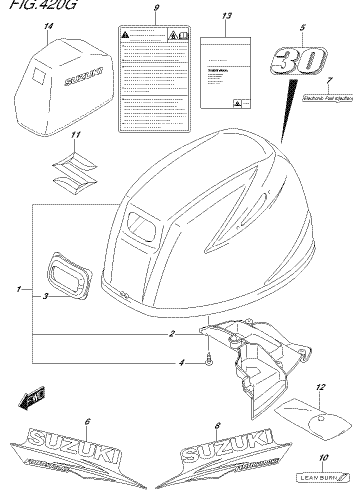
20C86_S&A_P&L_012_410E
ENGINE COVER

FIG. 420F



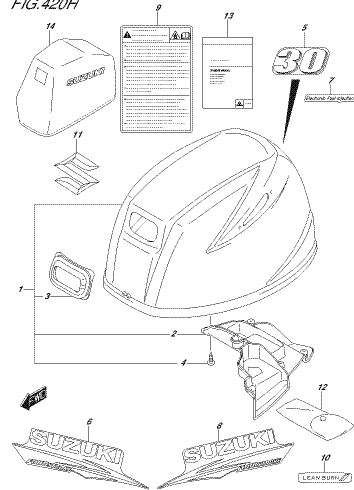
20C86_S&A_P&L_012_410F
ENGINE COVER

FIG. 420G



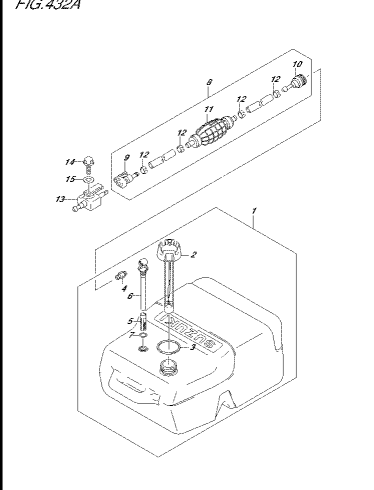
20C86_S&A_P&L_012_410G
ENGINE COVER

FIG. 420H



20C86_S&A_P&L_012_410H
ENGINE COVER

FIG. 432A



20C86_S&A_P&L_012_432A
FUEL TANK

FIG.442A

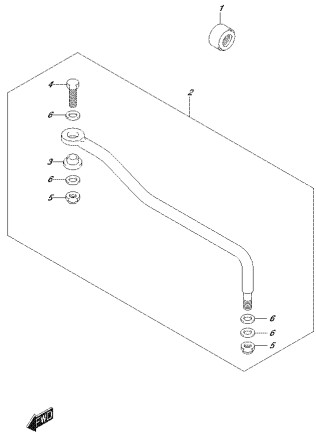


FIG.442A
DSCM_S&A_P01_012_442A
DRA2/DVA

FIG.442B

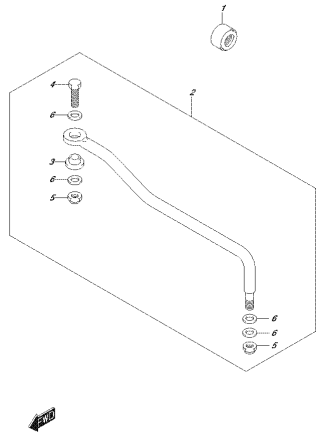


FIG.442B
DSCM_S&A_P01_012_442B
DRA2/DVA

FIG.442C

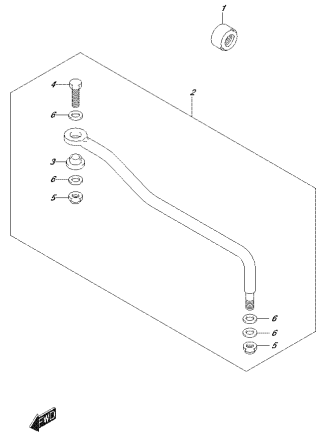


FIG.442C
DSCM_S&A_P01_012_442C
DRA2/DVA

FIG.444A

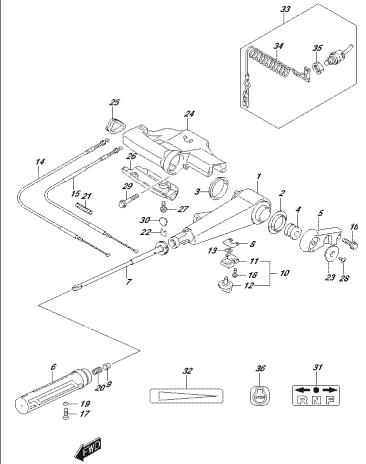


FIG.444A
DSCM_S&A_P01_012_444A
TILE/SHANDLE

FIG.444B

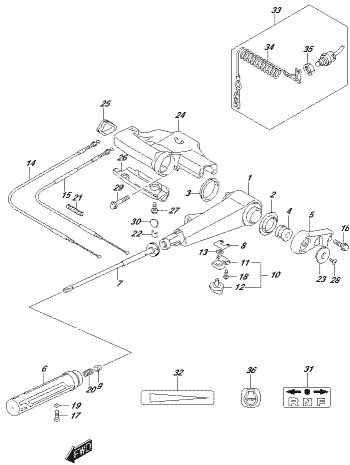


FIG.444B
DSCM_S&A_P01_012_444B
TILE/SHANDLE

FIG.444C

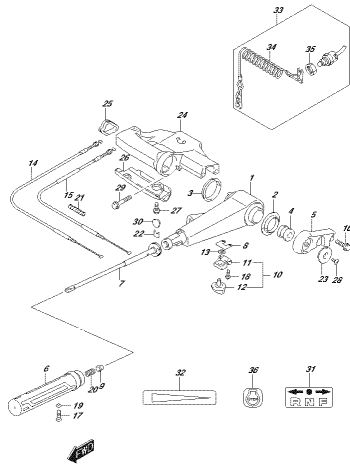


FIG.444C
DSCM_S&A_P01_012_444C
TILE/SHANDLE

FIG.444D

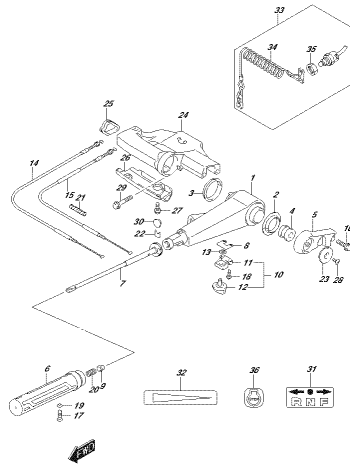


FIG.444D
DSCM_S&A_P01_012_444D
TILE/SHANDLE

FIG.444E

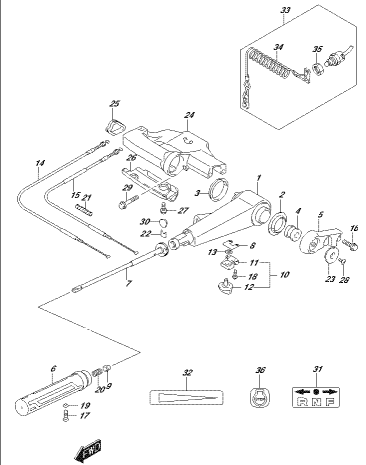


FIG.444E
DSCM_S&A_P01_012_444E
TILE/SHANDLE

FIG.450A

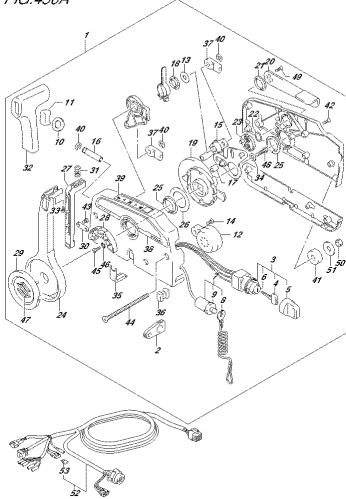


FIG. 450A, P. 01, 01, 450A
READ THE CONTINUED

FIG.450B

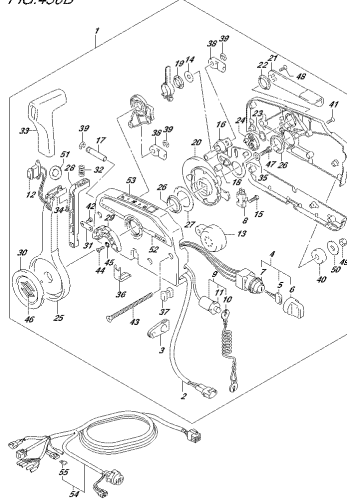


FIG. 450B, P. 01, 01, 450B
READ THE CONTINUED

FIG.450C

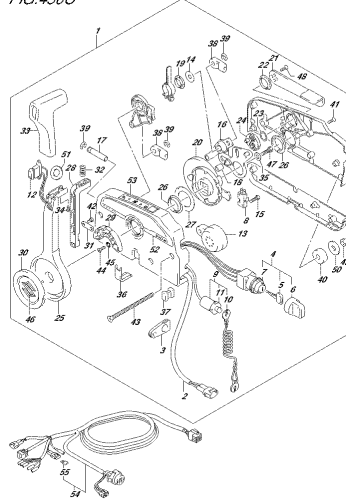


FIG. 450C, P. 01, 01, 450C
READ THE CONTINUED

FIG.501A

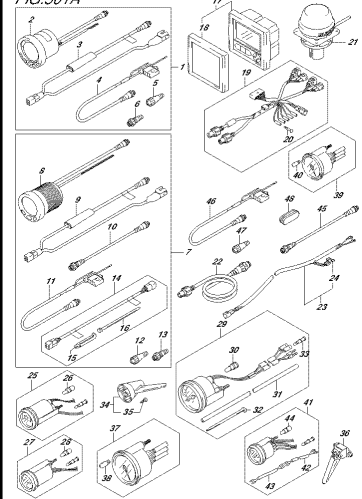


FIG. 501A, P. 01, 01, 501A
OPT. 46752

FIG.502A

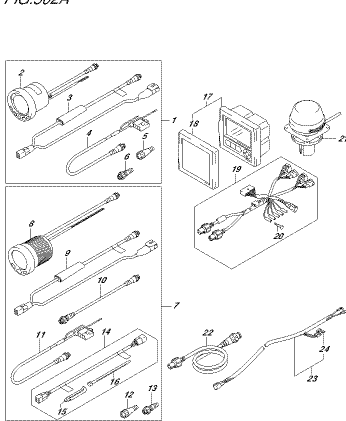


FIG. 502A, P. 01, 01, 502A
OPT. 46774 (1)

FIG.502B

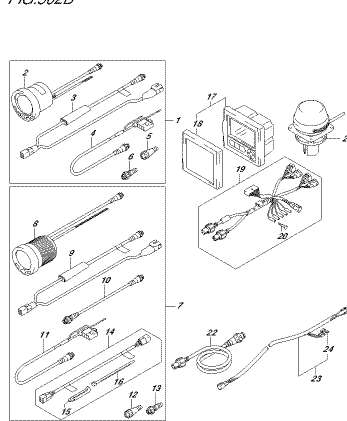


FIG. 502B, P. 01, 01, 502B
OPT. 46774 (1)

FIG.503A

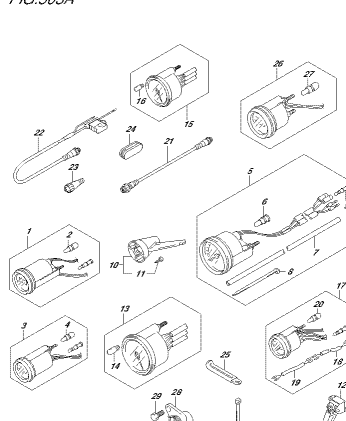


FIG. 503A, P. 01, 01, 503A
OPT. 46774 (2)

FIG.503B

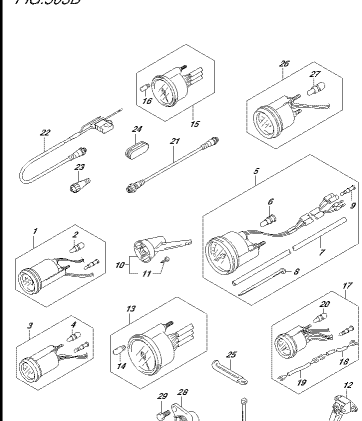


FIG. 503B, P. 01, 01, 503B
OPT. 46774 (2)

FIG.508A

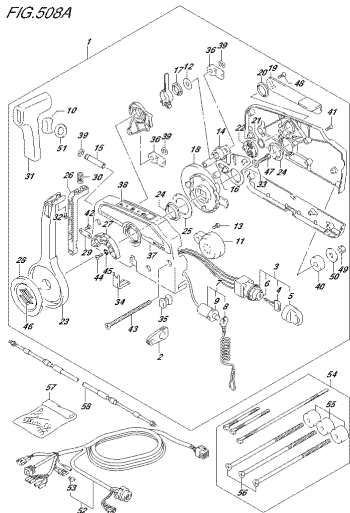


FIG.508A, SIA, PUL.010, 6504
OPTIBARCODE CONTROL

FIG.508B

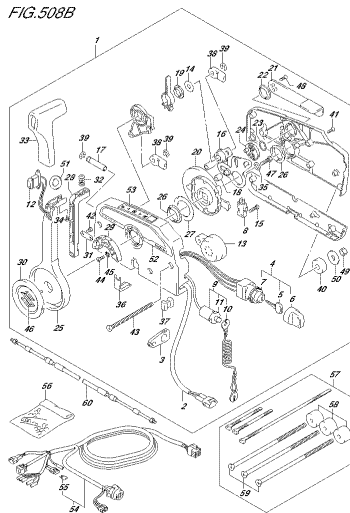


FIG.508B, SIA, PUL.010, 6509
OPTIBARCODE CONTROL

FIG.508C

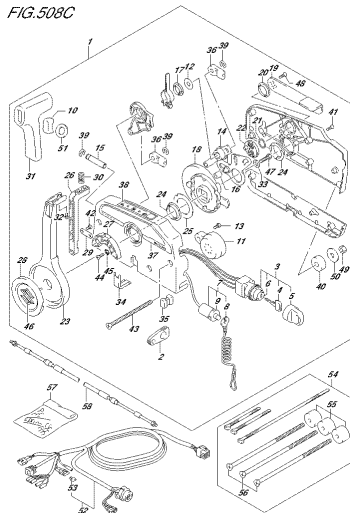


FIG.508C, SIA, PUL.010, 650C
OPTIBARCODE CONTROL

FIG.508D

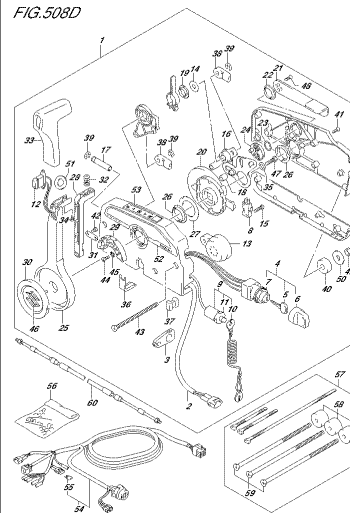


FIG.508D, SIA, PUL.010, 650D
OPTIBARCODE CONTROL

FIG.508E

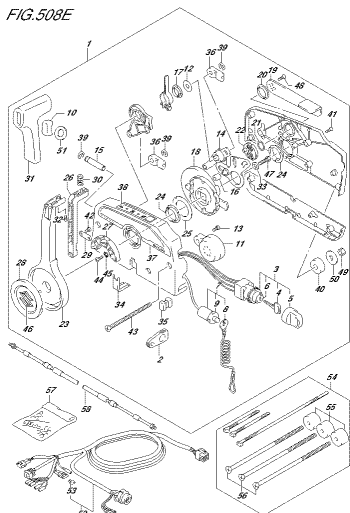


FIG.508E, SIA, PUL.010, 650E
OPTIBARCODE CONTROL

FIG.513A

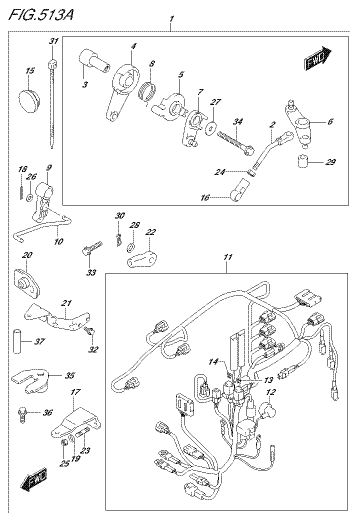


FIG.513A, SIA, PUL.010, 651A
OPTIBARCODE CONTROL PARTS

FIG.513B

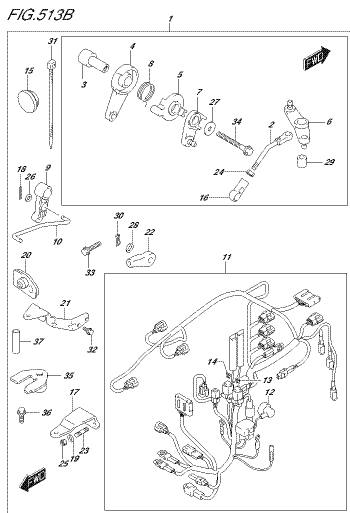


FIG.513B, SIA, PUL.010, 651B
OPTIBARCODE CONTROL PARTS

FIG.513C

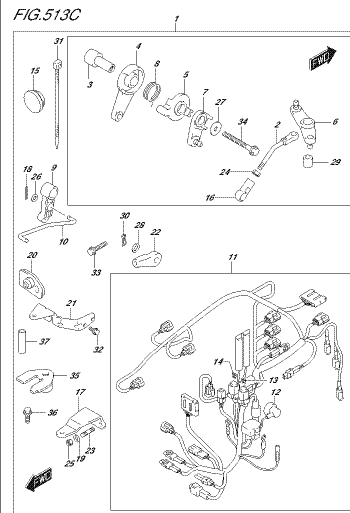


FIG.513C, SIA, PUL.010, 651C
OPTIBARCODE CONTROL PARTS

FIG.513D

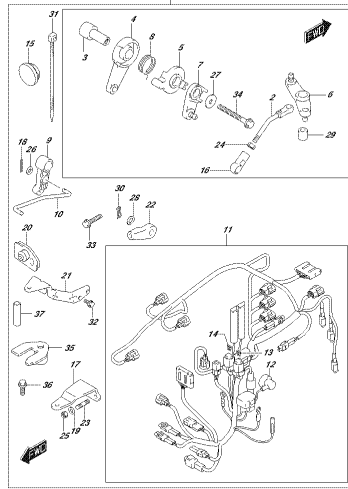


FIG.513D
OPTIBLAZAR PRL 016 8107
OPTIBLAZAR CONTROL PARTS

FIG.513E

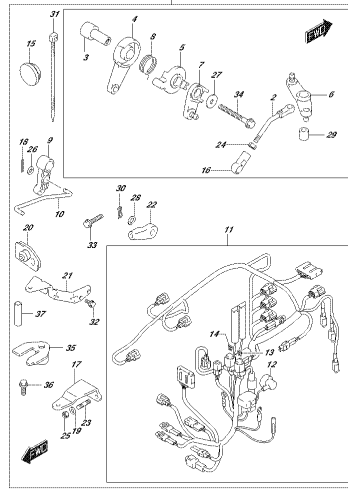


FIG.513E
OPTIBLAZAR PRL 016 8107
OPTIBLAZAR CONTROL PARTS

FIG.515A

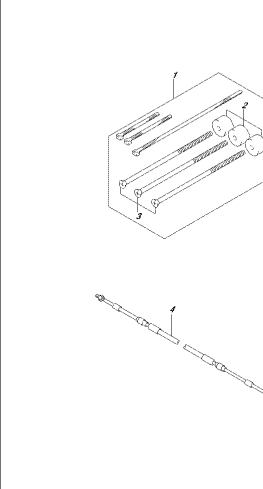


FIG.515A
OPTIBLAZAR PRL 016 8104
OPTIBLAZAR CABLE

FIG.515B

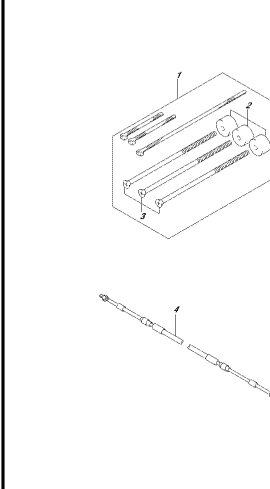


FIG.515B
OPTIBLAZAR PRL 016 8107
OPTIBLAZAR CABLE

FIG.515C

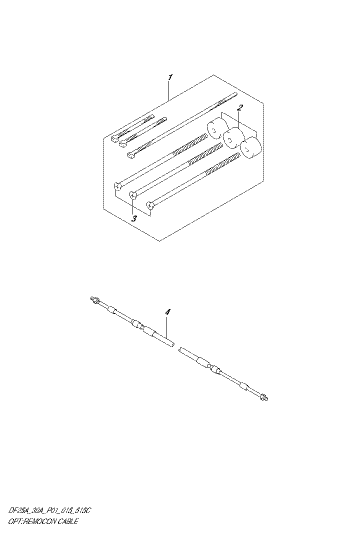


FIG.515C
OPTIBLAZAR PRL 016 8107
OPTIBLAZAR CABLE

FIG.517A

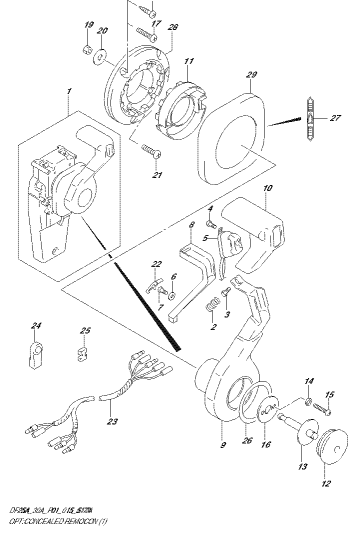


FIG.517A
OPTIBLAZAR PRL 016 8109
OPTIBLAZAR REMOTE CONTROL

FIG.517B

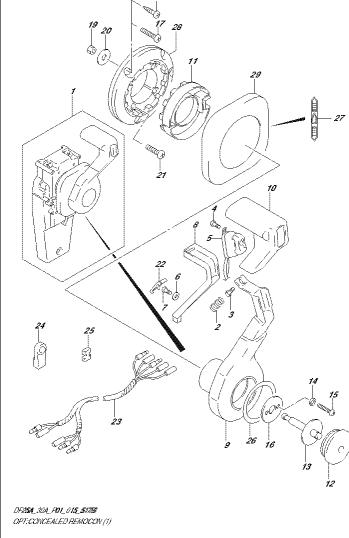


FIG.517B
OPTIBLAZAR PRL 016 8107
OPTIBLAZAR REMOTE CONTROL

FIG.517C

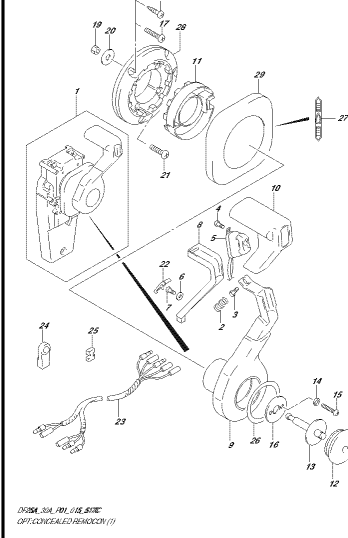


FIG.517C
OPTIBLAZAR PRL 016 8107
OPTIBLAZAR REMOTE CONTROL

FIG.518A

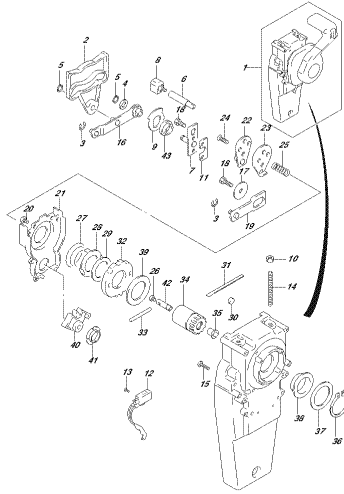


FIG.518A
OPT:GEAR/GEARBOX (2)

FIG.518B

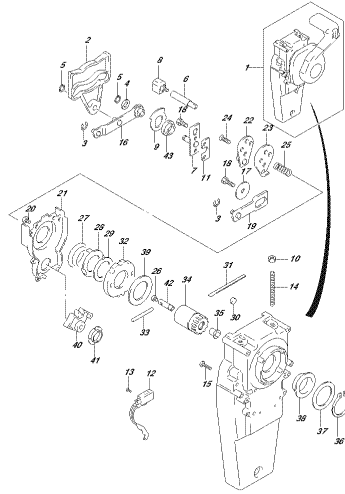


FIG.518B
OPT:GEAR/GEARBOX (2)

FIG.518C

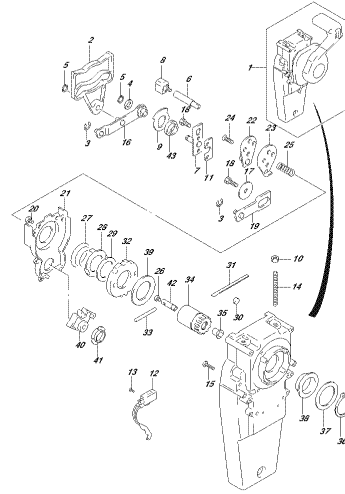


FIG.518C
OPT:GEAR/GEARBOX (2)

FIG.519A

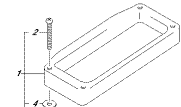


FIG.519A
OPT:REMOTE CONTROL (2) (2)

FIG.521A

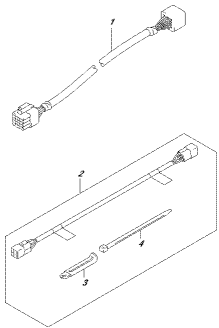


FIG.521A
OPT:HARNESS

FIG.521B

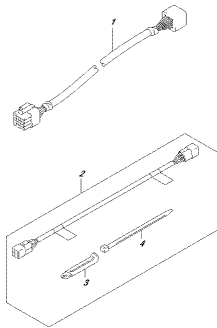


FIG.521B
OPT:HARNESS

FIG.521C

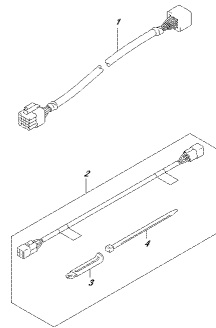


FIG.521C
OPT:HARNESS

FIG.530A

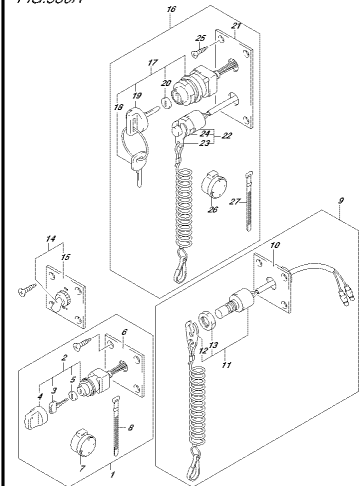


FIG.530A
OPT:SWITCH

FIG.530B

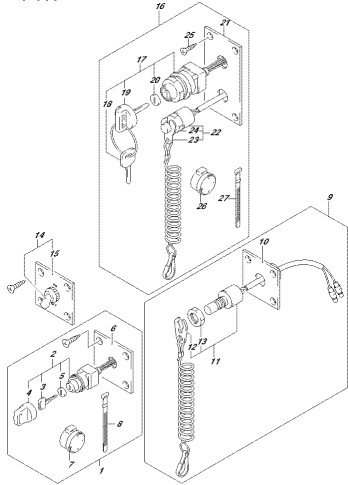


FIG.530_BA_PRL_012_B889
OPT.PARAM. CONTROL ASSY SINGLE (1)

FIG.530C

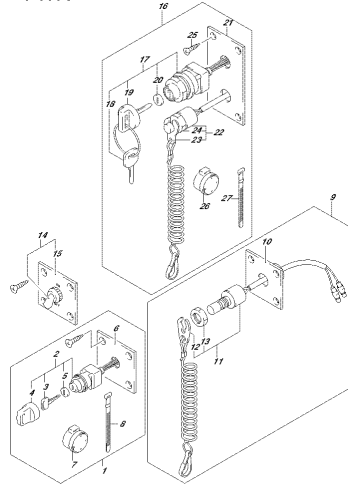


FIG.530_CBA_PRL_012_B88C
OPT.PARAM. CONTROL ASSY SINGLE (1)

FIG.544A

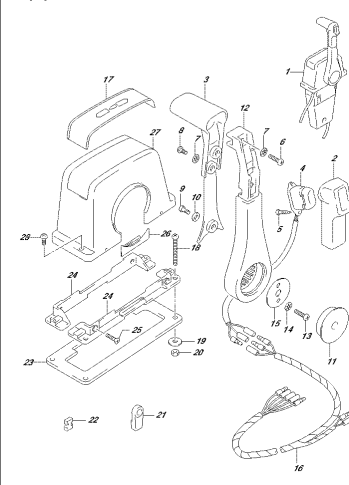


FIG.544_BA_PRL_012_B44
OPT.PARAM. CONTROL ASSY SINGLE (1)

FIG.544B

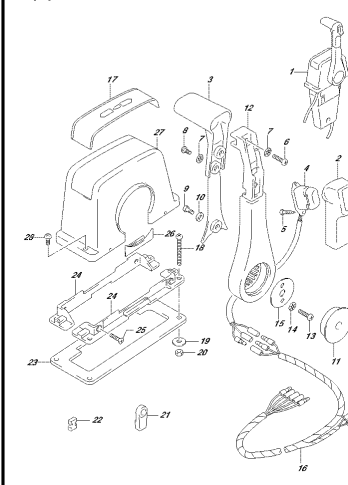


FIG.544_BA_PRL_012_B42
OPT.PARAM. CONTROL ASSY SINGLE (1)

FIG.544C

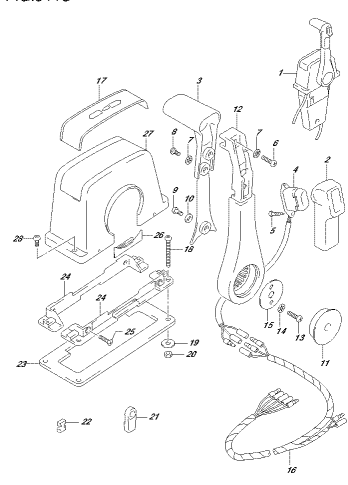


FIG.544_BA_PRL_012_B44C
OPT.PARAM. CONTROL ASSY SINGLE (1)

FIG.545A

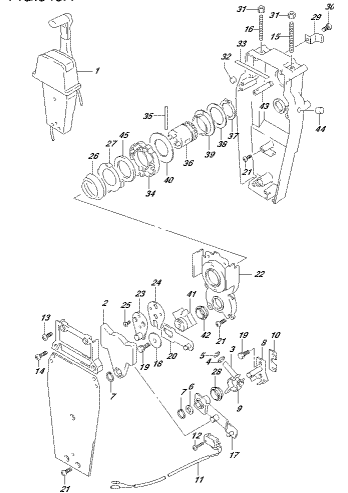


FIG.545_BA_PRL_012_B44A
OPT.PARAM. CONTROL ASSY SINGLE (2)

FIG.545B

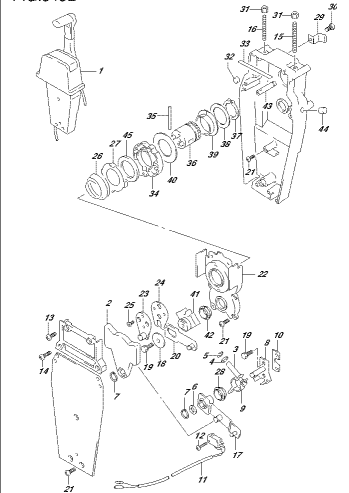


FIG.545_BA_PRL_012_B42B
OPT.PARAM. CONTROL ASSY SINGLE (2)

FIG.545C

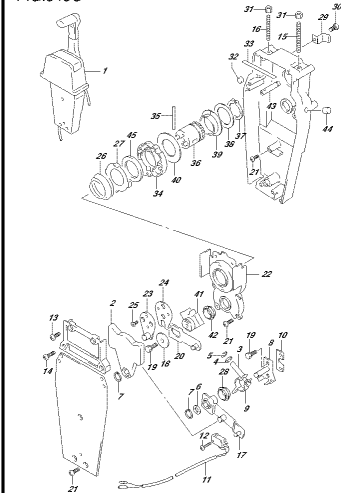


FIG.545_BA_PRL_012_B42C
OPT.PARAM. CONTROL ASSY SINGLE (2)

FIG.553A

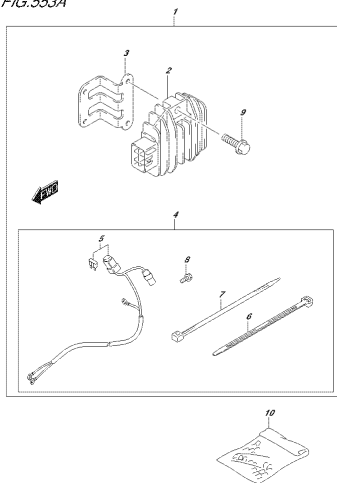


FIG.553A
 202501_S&A_P&L_012_053A
 (EFT-ELECTRICAL, MANUAL STARTER)

FIG.553B

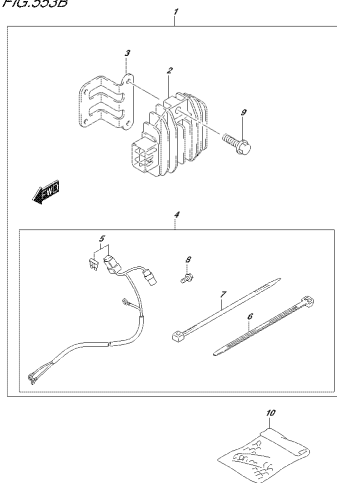


FIG.553B
 202501_S&A_P&L_012_053B
 (EFT-ELECTRICAL, MANUAL STARTER)

FIG.553C

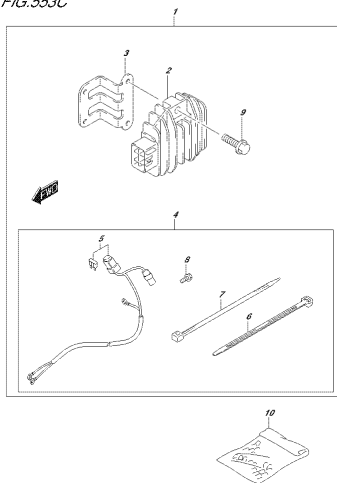


FIG.553C
 202501_S&A_P&L_012_053C
 (EFT-ELECTRICAL, MANUAL STARTER)

FIG.561A

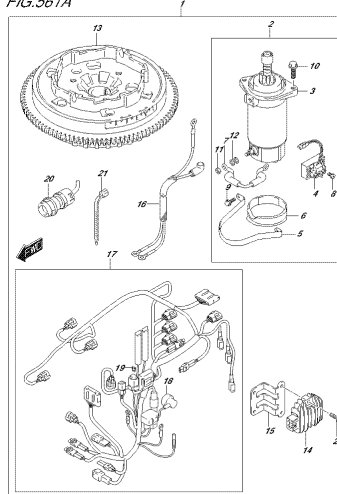


FIG.561A
 202501_S&A_P&L_012_061A
 (EFT-STARTING MOTOR, MANUAL STARTER)

FIG.561B

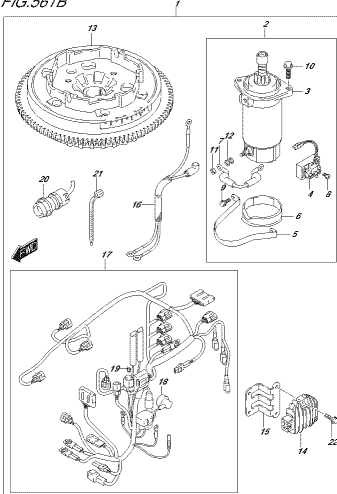


FIG.561B
 202501_S&A_P&L_012_061B
 (EFT-STARTING MOTOR, MANUAL STARTER)

FIG.561C

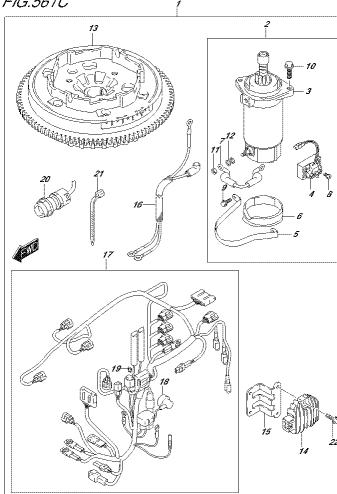


FIG.561C
 202501_S&A_P&L_012_061C
 (EFT-STARTING MOTOR, MANUAL STARTER)

FIG.575A

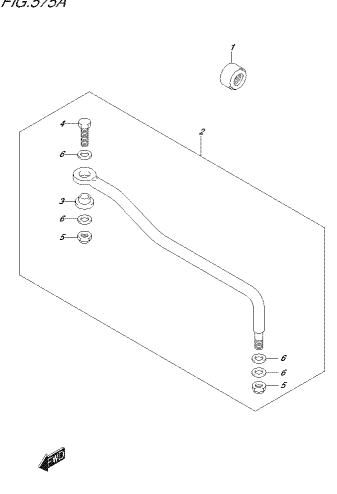


FIG.575A
 202501_S&A_P&L_012_075A
 (EFT-CRACK LINK)

FIG.575B

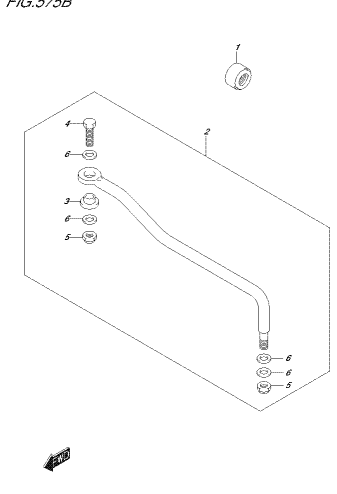


FIG.575B
 202501_S&A_P&L_012_075B
 (EFT-CRACK LINK)

FIG.575C

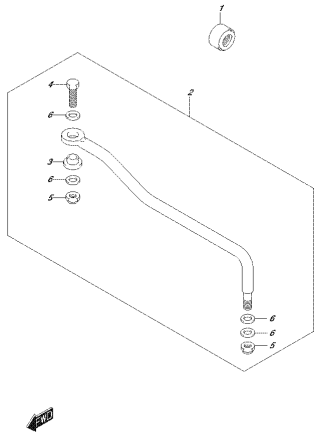


FIG.575C
OPT.LONGHANCE GAUGE

FIG.575D

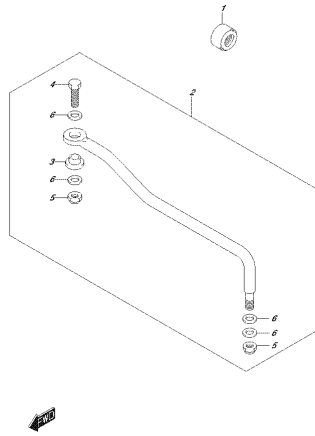


FIG.575D
OPT.LONGHANCE GAUGE

FIG.575E

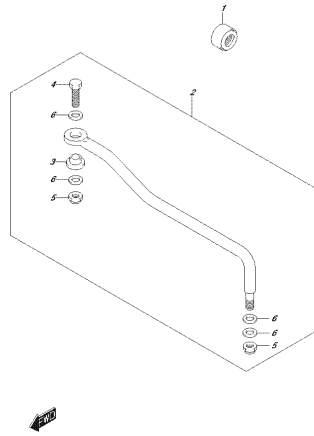


FIG.575E
OPT.LONGHANCE GAUGE

FIG.588A

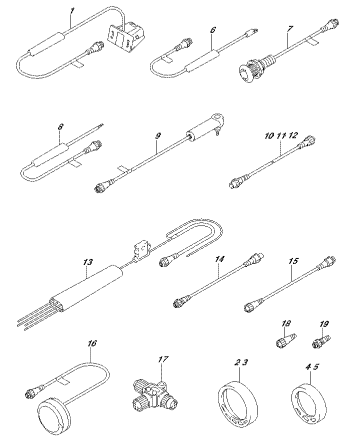


FIG.588A
OPT.LONGHANCE GAUGE

FIG.588B

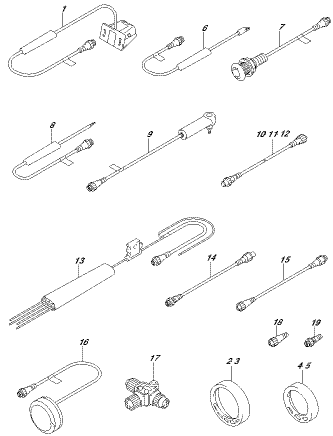


FIG.588B
OPT.LONGHANCE GAUGE

FIG.588C

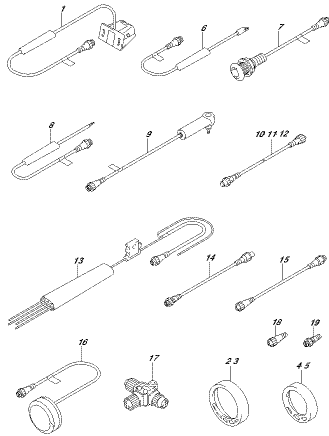


FIG.588C
OPT.LONGHANCE GAUGE

FIG.111A

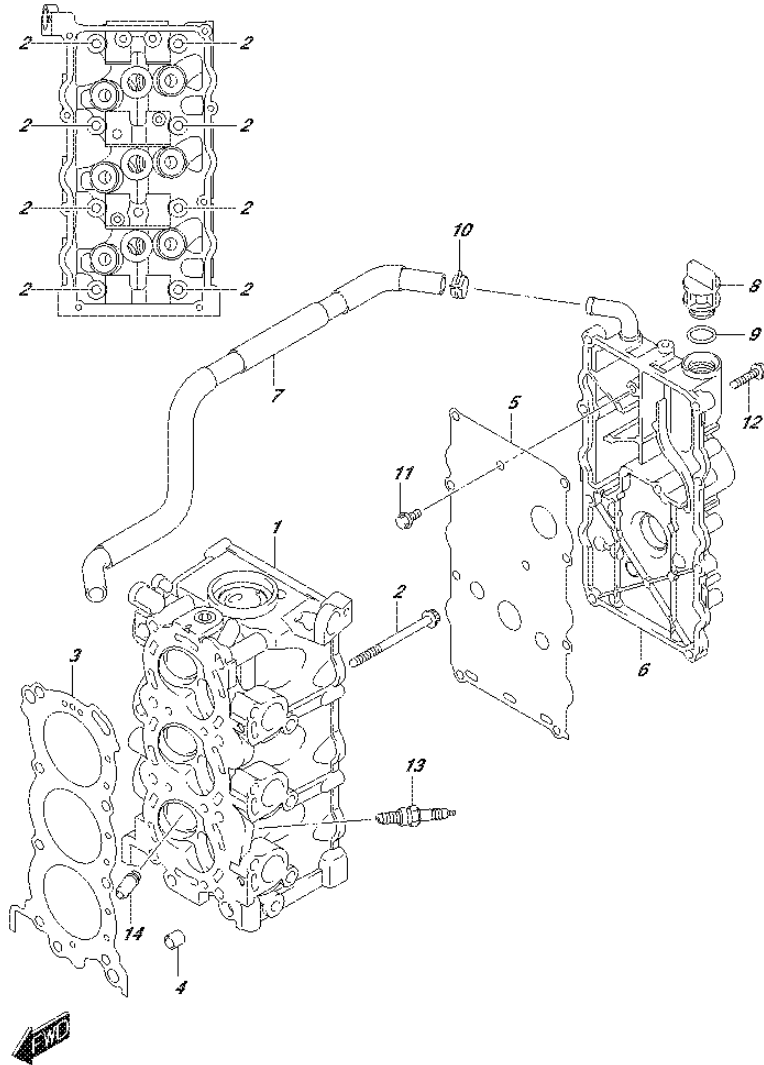


FIG.111A (1-B-2) CYLINDER HEAD

REF NO.	PART NO.	DESCRIPTION	Q'TY	REMARKS
1	11110-94L00	HEAD, CYLINDER	1	
2	11119-94L00	BOLT, CYLINDER HEAD NO.1	8	
3	11141-94L00	GASKET, CYLINDER HEAD	1	
4	04211-11129	PIN	2	
5	11162-94L00	GASKET, CYLINDER HEAD COVER	1	
6	11170-94L00	COVER, CYLINDER HEAD	1	
7	11174-94L00	HOSE, BREATHER	1	
8	11382-93E00	CAP, OIL FILLER	1	
9	09280-17003	O RING (D:3.1,ID:16.8)	1	
10	09401-15414	CLIP	1	
11	01547-0612A	BOLT	2	
12	01550-06257	BOLT	8	
13	09482-00L04	SPARK PLUG (CPR6EA-9)	3	NGK
14	11115-30D70	GUIDE, VALVE (OS:0.3)	6	OPT

FIG.113A

FIG.113A (1-B-3) CYLINDER BLOCK

REF NO.	PART NO.	DESCRIPTION	Q'TY	REMARKS
1	11301-94L00	BLOCK SET, CYLINDER	1	
2	11112-84400	.PLUG, OIL VENTURI	1	
3	09119-08L01	.BOLT (8X77)	8	
4	01550-06357	.BOLT	8	
5	04211-11129	.PIN	2	
6	16440-11D00	.REGULATOR, ENGINE OIL (6.5K)	1	
7	11291-94L00	HOOK, ENGINE	1	
8	01550-08207	BOLT	2	

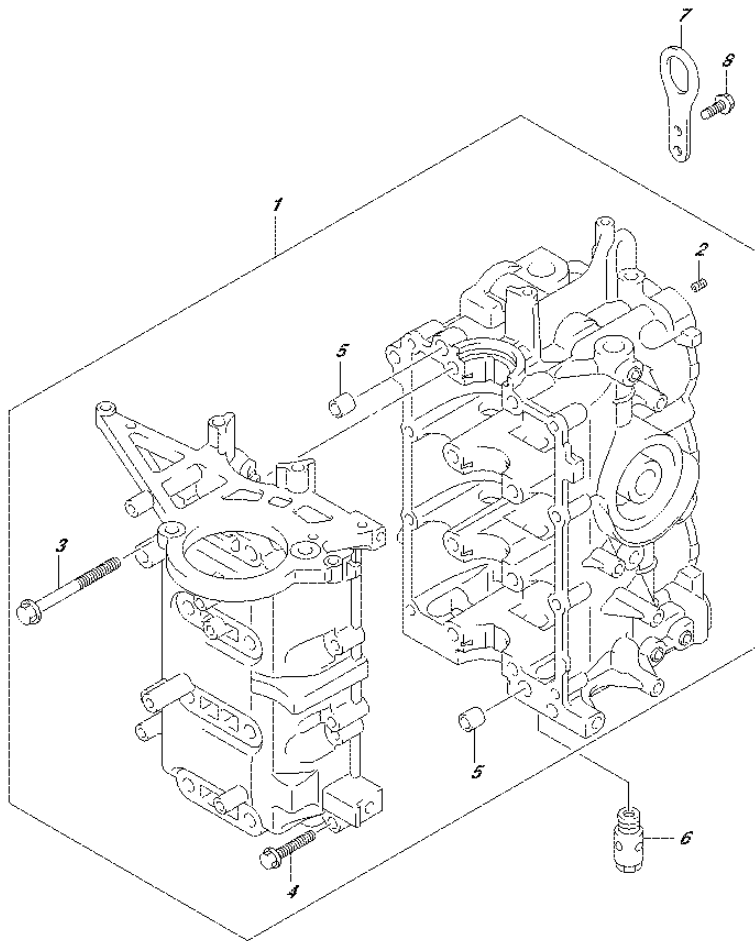


FIG.116A

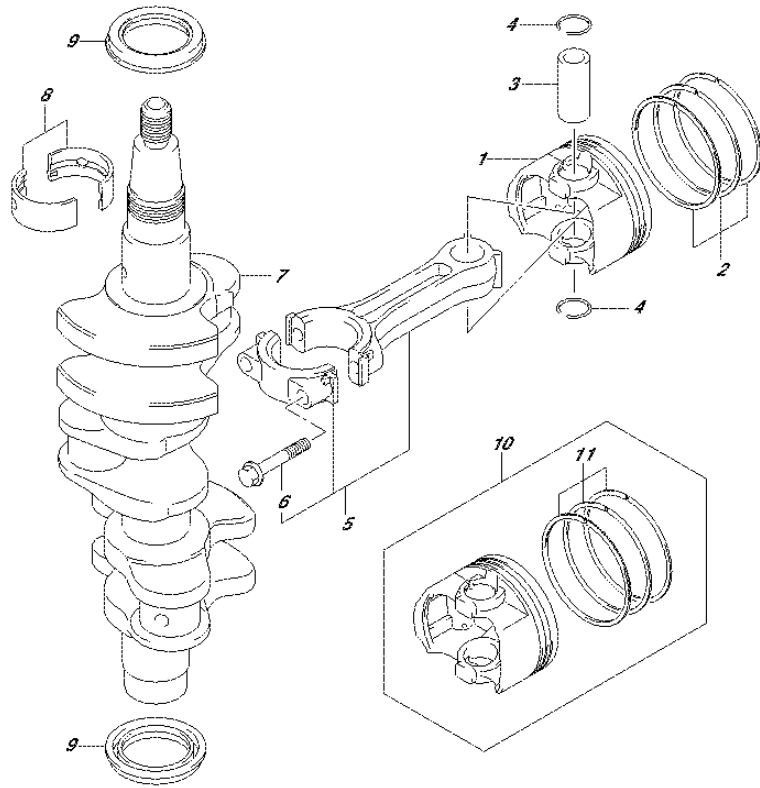


FIG.116A (1-B-4) CRANKSHAFT

REF NO.	PART NO.	DESCRIPTION	Q'TY	REMARKS
1	12111-89L00-0B0	PISTON	3	
2	12140-89L00	RING SET, PISTON	3	
3	12151-89L00	PIN, PISTON	3	
4	09381-16001	SNAP RING	6	
5	12160-89L00	CONNROD ASSY	3	
6	12163-89L00	.BOLT, CONNECTING ROD	6	
7	12220-94L00	CRANKSHAFT	1	
8	12341-89L10	BEARING, CRANKSHAFT	8	
9	09283-32039	OIL SEAL (32X44X6.5)	2	
10	12100-89L00-050	PISTON SET (OS:0.50)	3	OPT
11	12140-89L00-050	.RING SET, PISTON (OS:0.50)	3	OPT



FIG. 120A

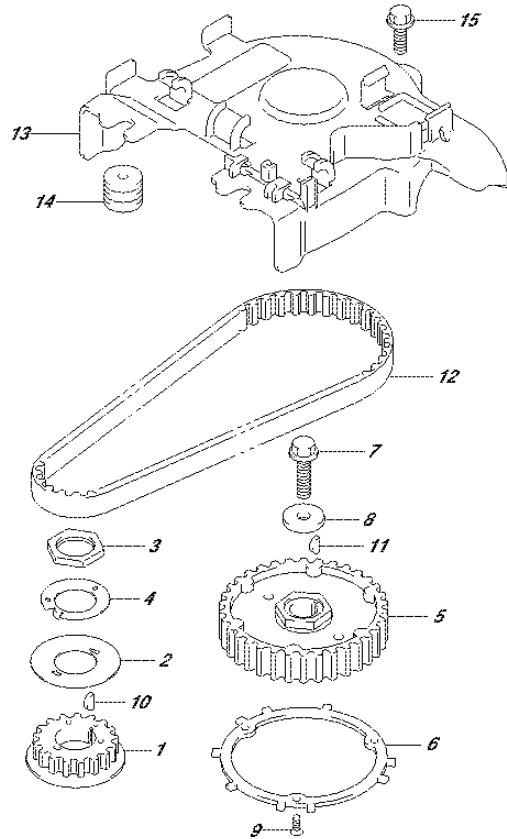


FIG.120A (1-B-5) TIMING BELT

REF NO.	PART NO.	DESCRIPTION	Q'TY	REMARKS
1	12631-94L00	PULLEY, CRANKSHAFT	1	
2	12635-89L00	GUIDE, TIMING BELT	1	
3	12637-89L00	NUT, TIMING PULLEY	1	
4	12638-89L00	WASHER, PULLEY NUT LOCK	1	
5	12741-94L00	PULLEY, CAMSHAFT	1	
6	12744-94L00	PLATE, SENSING	1	
7	09103-08458	BOLT (8X30)	1	
8	09160-09020	WASHER	1	
9	02122-04127	SCREW	3	
10	08341-31039	KEY	1	
11	08341-31039	KEY	1	
12	12761-94L00	BELT, TIMING	1	
13	12764-94L00	COVER, TIMING BELT	1	
14	09320-05019	CUSHION	2	
15	01550-06207	BOLT	1	



FIG. 121A

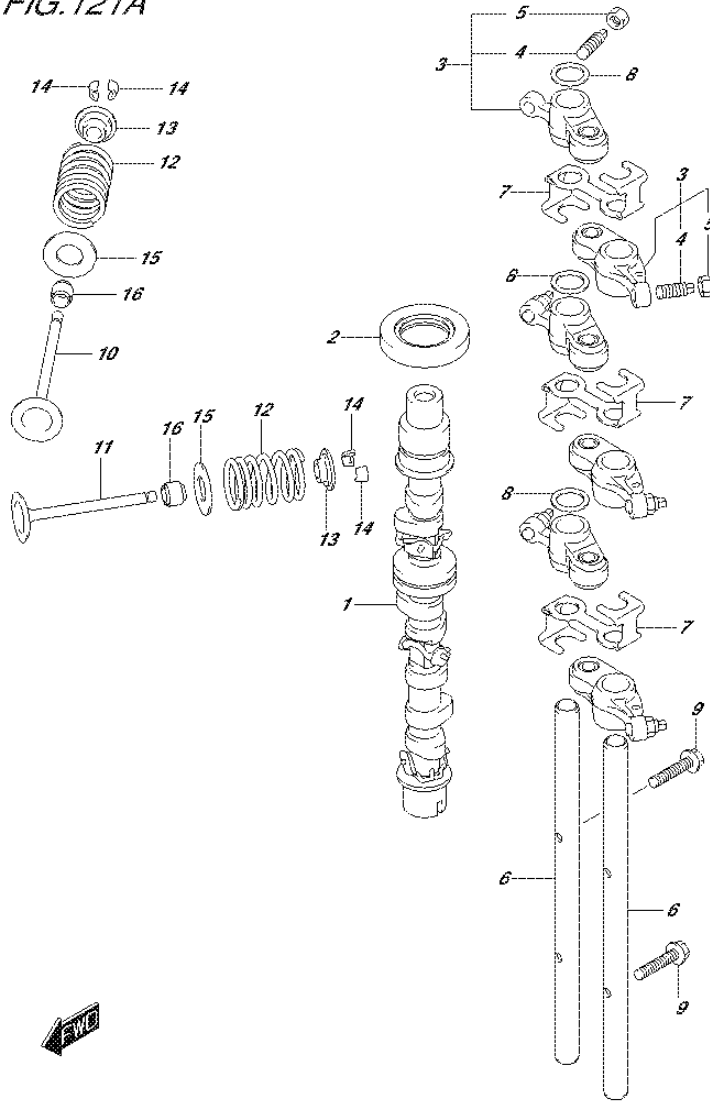


FIG.121A (1-B-6) CAMSHAFT

REF NO.	PART NO.	DESCRIPTION	Q'TY	REMARKS
1	12700-94L00	CAMSHAFT ASSY	1	
2	09283-27022	OIL SEAL (27X46X6)	1	
3	12840-94L00	ARM COMP, ROCKER	6	
4	12842-09J00	.SCREW, TAPPET ADJUSTING	6	
5	12843-27A00	.NUT, TAPPET ADJUSTING	6	
6	12861-94L00	SHAFT, ROCKER ARM	2	
7	12862-94L00	RETAINER, ROCKER ARM	3	
8	09164-12021	WASHER	3	
9	01547-0625A	BOLT	2	
10	12911-94L00	VALVE, INTK	3	
11	12915-94L00	VALVE, EXH	3	
12	12921-94L00	SPRING, VALVE	6	
13	12931-09420	RETAINER, VALVE SPRING	6	
14	12932-09G00	COTTER VALVE	12	
15	12933-94L00	SEAT, VALVE SPRING	6	
16	09289-05008	OIL SEAL (5X10.5X8.4)	6	

FIG. 122A

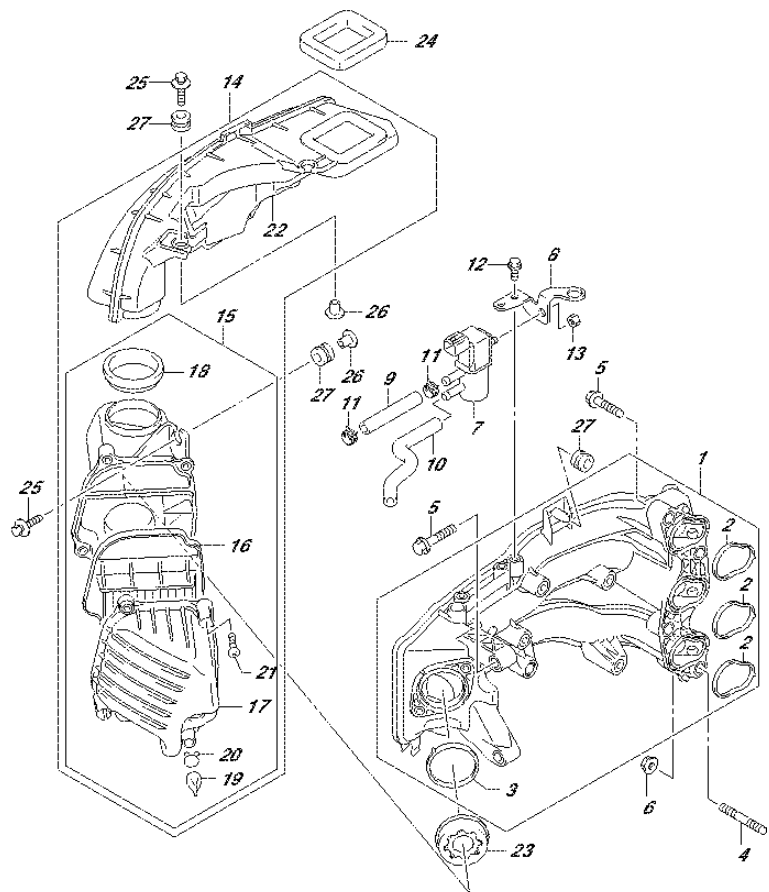


FIG.122A (1-B-7) INTAKE MANIFOLD (DF25A P01)

REF NO.	PART NO.	DESCRIPTION	Q'TY	REMARKS
1	13110-94L00	MANIFOLD, INTAKE	1	
2	13119-94L00	.GASKET, INTAKE MANIFOLD	3	
3	13125-94L00	.GASKET, THROTTLE BODY	1	
4	01421-08357	STUD BOLT	2	
5	01550-08357	BOLT	4	
6	08316-10087	NUT	2	
7	18117-78K00	VALVE, EVAP CSTR PURGE	1	
8	18119-94L00	BRACKET, IAC VALVE	1	
9	09355-70125-600	HOSE (7X12X600)	1	L:600->70
10	18173-94L00	HOSE, IAC VALVE NO.2	1	
11	09401-11423	CLIP	2	
12	01550-06127	BOLT	2	
13	08316-10067	NUT	1	
14	13800-94L00	SILENCER ASSY	1	
15	13810-94L00	.CLEANER, SILENCER	1	
16	13711-94L00	..ELEMENT ASSY, AIR CLEANER	1	
17	13812-94L00	..CAP, AIR CLEANER	1	
18	13813-94L00	..SEAL, AIR CLEANER	1	
19	13815-94L00	..CAP, DRAIN	1	
20	13816-94L00	..CLIP, CAP	1	
21	13817-94L00	..SCREW	4	
22	13841-94L00	..DUCT, SILENCER	1	
23	13820-94L00	HOLDER, RESTRICTOR	1	
24	13851-94L00	SEAL, AIR INTAKE	1	
25	09116-06215	BOLT (6X30)	4	
26	09169-06075	WASHER	4	
27	09320-09039	CUSHION	5	



FIG.122B

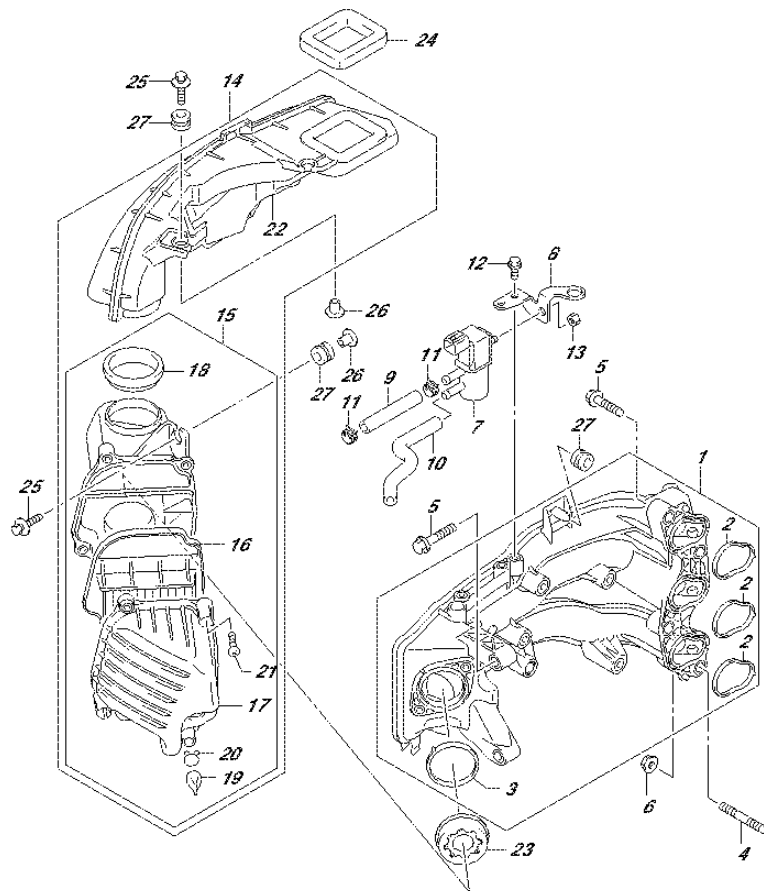


FIG.122B (1-B-8) INTAKE MANIFOLD (DF25AR P01)

REF NO.	PART NO.	DESCRIPTION	Q'TY	REMARKS
1	13110-94L00	MANIFOLD, INTAKE	1	
2	13119-94L00	.GASKET, INTAKE MANIFOLD	3	
3	13125-94L00	.GASKET, THROTTLE BODY	1	
4	01421-08357	STUD BOLT	2	
5	01550-08357	BOLT	4	
6	08316-10087	NUT	2	
7	18117-78K00	VALVE, EVAP CSTR PURGE	1	
8	18119-94L00	BRACKET, IAC VALVE	1	
9	09355-70125-600	HOSE (7X12X600)	1	L:600->70
10	18173-94L00	HOSE, IAC VALVE NO.2	1	
11	09401-11423	CLIP	2	
12	01550-06127	BOLT	2	
13	08316-10067	NUT	1	
14	13800-94L00	SILENCER ASSY	1	
15	13810-94L00	.CLEANER, SILENCER	1	
16	13711-94L00	..ELEMENT ASSY, AIR CLEANER	1	
17	13812-94L00	..CAP, AIR CLEANER	1	
18	13813-94L00	..SEAL, AIR CLEANER	1	
19	13815-94L00	..CAP, DRAIN	1	
20	13816-94L00	..CLIP, CAP	1	
21	13817-94L00	..SCREW	4	
22	13841-94L00	..DUCT, SILENCER	1	
23	13820-94L00	HOLDER, RESTRICTOR	1	
24	13851-94L00	SEAL, AIR INTAKE	1	
25	09116-06215	BOLT (6X30)	4	
26	09169-06075	WASHER	4	
27	09320-09039	CUSHION	5	



FIG.122C

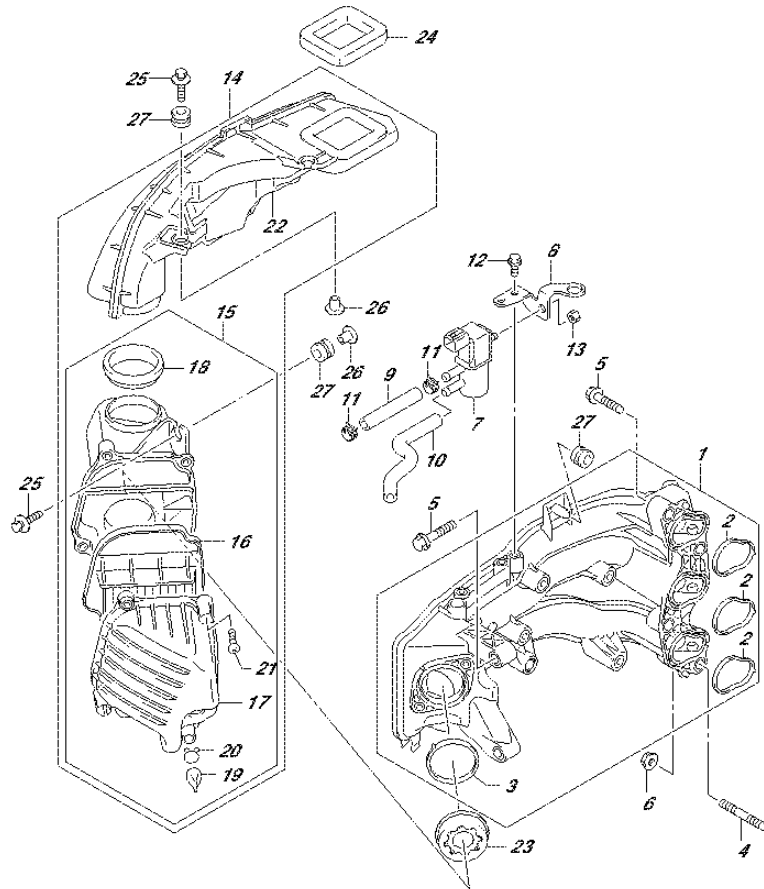


FIG.122C (1-B-9) INTAKE MANIFOLD (DF25AT P01)

REF NO.	PART NO.	DESCRIPTION	Q'TY	REMARKS
1	13110-94L00	MANIFOLD, INTAKE	1	
2	13119-94L00	.GASKET, INTAKE MANIFOLD	3	
3	13125-94L00	.GASKET, THROTTLE BODY	1	
4	01421-08357	STUD BOLT	2	
5	01550-08357	BOLT	4	
6	08316-10087	NUT	2	
7	18117-78K00	VALVE, EVAP CSTR PURGE	1	
8	18119-94L00	BRACKET, IAC VALVE	1	
9	09355-70125-600	HOSE (7X12X600)	1	L:600->70
10	18173-94L00	HOSE, IAC VALVE NO.2	1	
11	09401-11423	CLIP	2	
12	01550-06127	BOLT	2	
13	08316-10067	NUT	1	
14	13800-94L00	SILENCER ASSY	1	
15	13810-94L00	.CLEANER, SILENCER	1	
16	13711-94L00	..ELEMENT ASSY, AIR CLEANER	1	
17	13812-94L00	..CAP, AIR CLEANER	1	
18	13813-94L00	..SEAL, AIR CLEANER	1	
19	13815-94L00	..CAP, DRAIN	1	
20	13816-94L00	..CLIP, CAP	1	
21	13817-94L00	..SCREW	4	
22	13841-94L00	..DUCT, SILENCER	1	
23	13820-94L00	HOLDER, RESTRICTOR	1	
24	13851-94L00	SEAL, AIR INTAKE	1	
25	09116-06215	BOLT (6X30)	4	
26	09169-06075	WASHER	4	
27	09320-09039	CUSHION	5	

FIG.122D

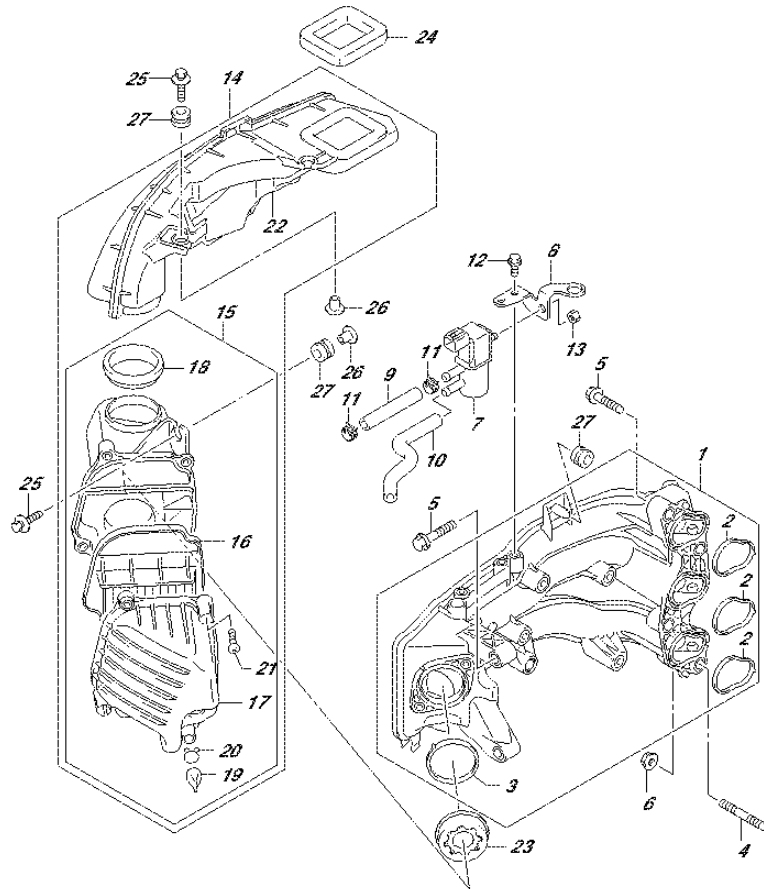


FIG.122D (1-B-10) INTAKE MANIFOLD (DF25ATH P01)

REF NO.	PART NO.	DESCRIPTION	Q'TY	REMARKS
1	13110-94L00	MANIFOLD, INTAKE	1	
2	13119-94L00	.GASKET, INTAKE MANIFOLD	3	
3	13125-94L00	.GASKET, THROTTLE BODY	1	
4	01421-08357	STUD BOLT	2	
5	01550-08357	BOLT	4	
6	08316-10087	NUT	2	
7	18117-78K00	VALVE, EVAP CSTR PURGE	1	
8	18119-94L00	BRACKET, IAC VALVE	1	
9	09355-70125-600	HOSE (7X12X600)	1	L:600->70
10	18173-94L00	HOSE, IAC VALVE NO.2	1	
11	09401-11423	CLIP	2	
12	01550-06127	BOLT	2	
13	08316-10067	NUT	1	
14	13800-94L00	SILENCER ASSY	1	
15	13810-94L00	.CLEANER, SILENCER	1	
16	13711-94L00	..ELEMENT ASSY, AIR CLEANER	1	
17	13812-94L00	..CAP, AIR CLEANER	1	
18	13813-94L00	..SEAL, AIR CLEANER	1	
19	13815-94L00	..CAP, DRAIN	1	
20	13816-94L00	..CLIP, CAP	1	
21	13817-94L00	..SCREW	4	
22	13841-94L00	.DUCT, SILENCER	1	
23	13820-94L00	HOLDER, RESTRICTOR	1	
24	13851-94L00	SEAL, AIR INTAKE	1	
25	09116-06215	BOLT (6X30)	4	
26	09169-06075	WASHER	4	
27	09320-09039	CUSHION	5	

FIG.122E

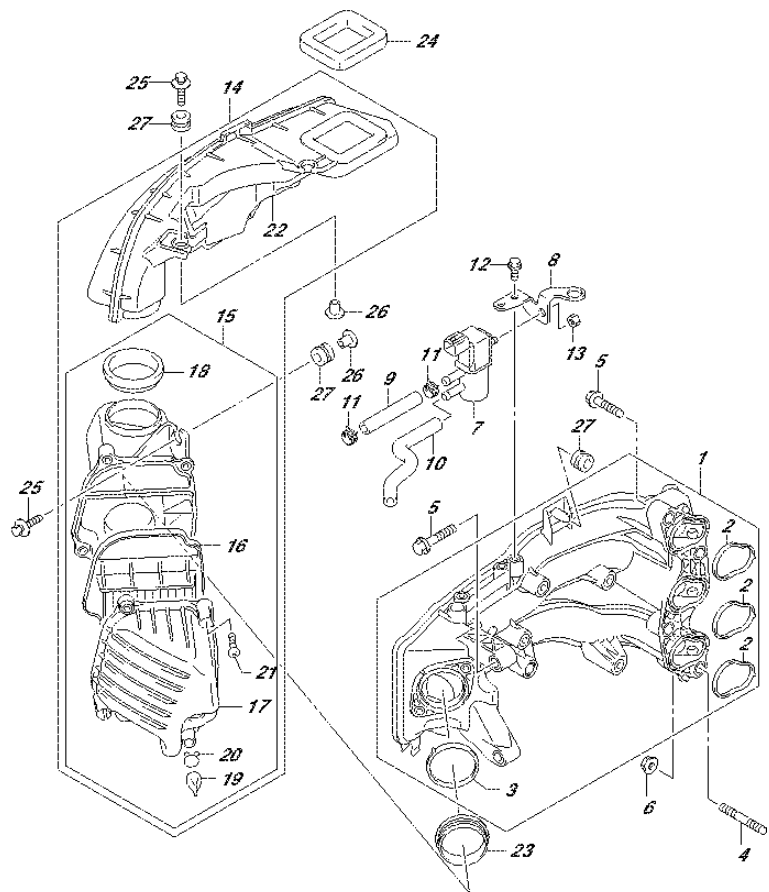


FIG.122E (1-B-11) INTAKE MANIFOLD (DF30A P40)

REF NO.	PART NO.	DESCRIPTION	Q'TY	REMARKS
1	13110-94L00	MANIFOLD, INTAKE	1	
2	13119-94L00	.GASKET, INTAKE MANIFOLD	3	
3	13125-94L00	.GASKET, THROTTLE BODY	1	
4	01421-08357	STUD BOLT	2	
5	01550-08357	BOLT	4	
6	08316-10087	NUT	2	
7	18117-78K00	VALVE, EVAP CSTR PURGE	1	
8	18119-94L00	BRACKET, IAC VALVE	1	
9	09355-70125-600	HOSE (7X12X600)	1	L:600->70
10	18173-94L00	HOSE, IAC VALVE NO.2	1	
11	09401-11423	CLIP	2	
12	01550-06127	BOLT	2	
13	08316-10067	NUT	1	
14	13800-94L00	SILENCER ASSY	1	
15	13810-94L00	.CLEANER, SILENCER	1	
16	13711-94L00	..ELEMENT ASSY, AIR CLEANER	1	
17	13812-94L00	..CAP, AIR CLEANER	1	
18	13813-94L00	..SEAL, AIR CLEANER	1	
19	13815-94L00	..CAP, DRAIN	1	
20	13816-94L00	..CLIP, CAP	1	
21	13817-94L00	..SCREW	4	
22	13841-94L00	..DUCT, SILENCER	1	
23	13832-94L00	SEAL, SILENCER	1	
24	13851-94L00	SEAL, AIR INTAKE	1	
25	09116-06215	BOLT (6X30)	4	
26	09169-06075	WASHER	4	
27	09320-09039	CUSHION	5	



FIG. 122F

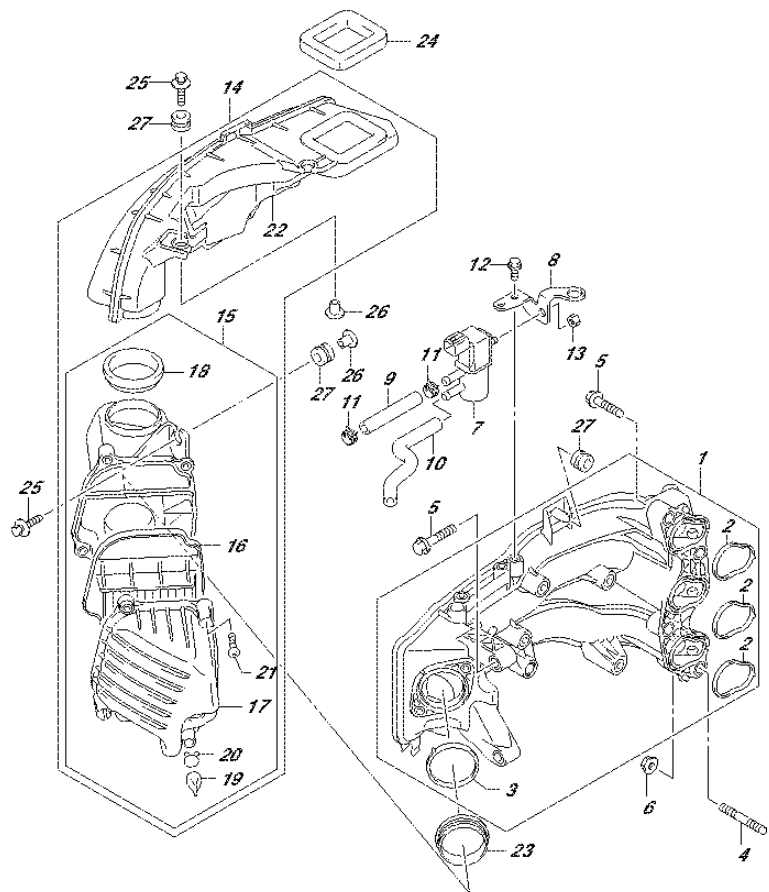


FIG.122F (1-B-12) INTAKE MANIFOLD (DF30AT P01)

REF NO.	PART NO.	DESCRIPTION	Q'TY	REMARKS
1	13110-94L00	MANIFOLD, INTAKE	1	
2	13119-94L00	.GASKET, INTAKE MANIFOLD	3	
3	13125-94L00	.GASKET, THROTTLE BODY	1	
4	01421-08357	STUD BOLT	2	
5	01550-08357	BOLT	4	
6	08316-10087	NUT	2	
7	18117-78K00	VALVE, EVAP CSTR PURGE	1	
8	18119-94L00	BRACKET, IAC VALVE	1	
9	09355-70125-600	HOSE (7X12X600)	1	L:600->70
10	18173-94L00	HOSE, IAC VALVE NO.2	1	
11	09401-11423	CLIP	2	
12	01550-06127	BOLT	2	
13	08316-10067	NUT	1	
14	13800-94L00	SILENCER ASSY	1	
15	13810-94L00	.CLEANER, SILENCER	1	
16	13711-94L00	..ELEMENT ASSY, AIR CLEANER	1	
17	13812-94L00	..CAP, AIR CLEANER	1	
18	13813-94L00	..SEAL, AIR CLEANER	1	
19	13815-94L00	..CAP, DRAIN	1	
20	13816-94L00	..CLIP, CAP	1	
21	13817-94L00	..SCREW	4	
22	13841-94L00	..DUCT, SILENCER	1	
23	13832-94L00	SEAL, SILENCER	1	
24	13851-94L00	SEAL, AIR INTAKE	1	
25	09116-06215	BOLT (6X30)	4	
26	09169-06075	WASHER	4	
27	09320-09039	CUSHION	5	

FIG.122G

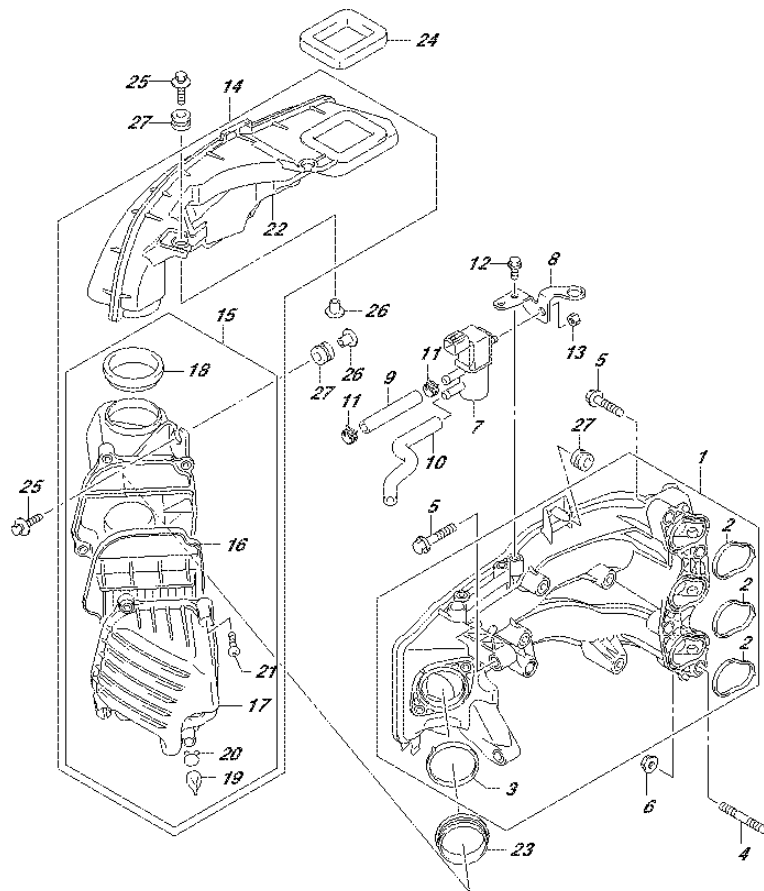


FIG.122G (1-B-13) INTAKE MANIFOLD (DF30ATH P01)

REF NO.	PART NO.	DESCRIPTION	Q'TY	REMARKS
1	13110-94L00	MANIFOLD, INTAKE	1	
2	13119-94L00	.GASKET, INTAKE MANIFOLD	3	
3	13125-94L00	.GASKET, THROTTLE BODY	1	
4	01421-08357	STUD BOLT	2	
5	01550-08357	BOLT	4	
6	08316-10087	NUT	2	
7	18117-78K00	VALVE, EVAP CSTR PURGE	1	
8	18119-94L00	BRACKET, IAC VALVE	1	
9	09355-70125-600	HOSE (7X12X600)	1	L:600->70
10	18173-94L00	HOSE, IAC VALVE NO.2	1	
11	09401-11423	CLIP	2	
12	01550-06127	BOLT	2	
13	08316-10067	NUT	1	
14	13800-94L00	SILENCER ASSY	1	
15	13810-94L00	.CLEANER, SILENCER	1	
16	13711-94L00	..ELEMENT ASSY, AIR CLEANER	1	
17	13812-94L00	..CAP, AIR CLEANER	1	
18	13813-94L00	..SEAL, AIR CLEANER	1	
19	13815-94L00	..CAP, DRAIN	1	
20	13816-94L00	..CLIP, CAP	1	
21	13817-94L00	..SCREW	4	
22	13841-94L00	..DUCT, SILENCER	1	
23	13832-94L00	SEAL, SILENCER	1	
24	13851-94L00	SEAL, AIR INTAKE	1	
25	09116-06215	BOLT (6X30)	4	
26	09169-06075	WASHER	4	
27	09320-09039	CUSHION	5	



FIG. 122H

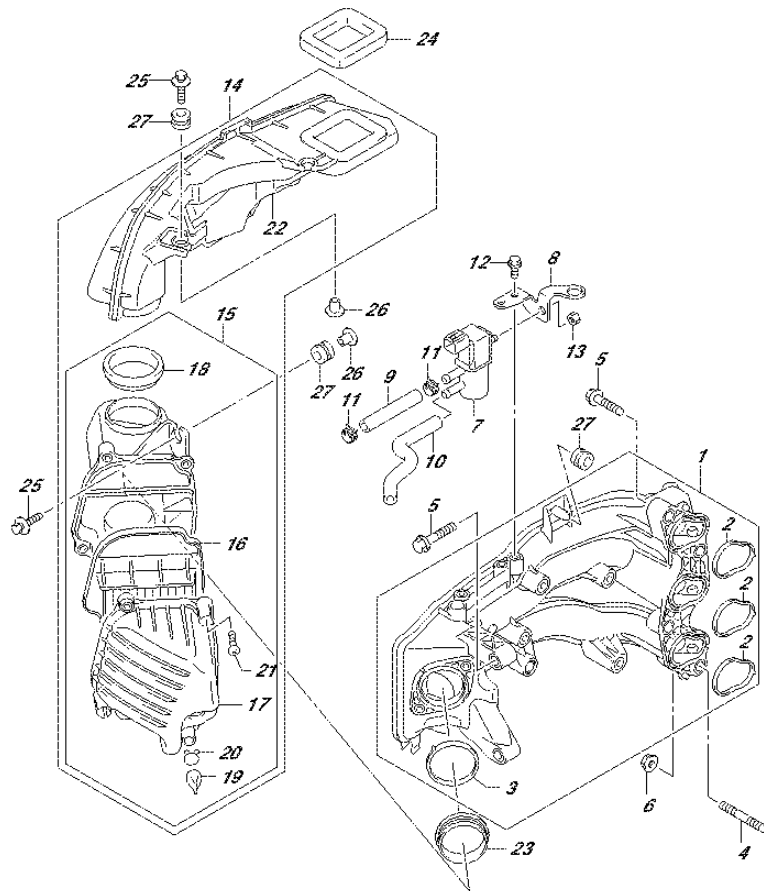


FIG.122H (1-B-14) INTAKE MANIFOLD (DF30AQ P01)

REF NO.	PART NO.	DESCRIPTION	Q'TY	REMARKS
1	13110-94L00	MANIFOLD, INTAKE	1	
2	13119-94L00	.GASKET, INTAKE MANIFOLD	3	
3	13125-94L00	.GASKET, THROTTLE BODY	1	
4	01421-08357	STUD BOLT	2	
5	01550-08357	BOLT	4	
6	08316-10087	NUT	2	
7	18117-78K00	VALVE, EVAP CSTR PURGE	1	
8	18119-94L00	BRACKET, IAC VALVE	1	
9	09355-70125-600	HOSE (7X12X600)	1	L:600->70
10	18173-94L00	HOSE, IAC VALVE NO.2	1	
11	09401-11423	CLIP	2	
12	01550-06127	BOLT	2	
13	08316-10067	NUT	1	
14	13800-94L00	SILENCER ASSY	1	
15	13810-94L00	.CLEANER, SILENCER	1	
16	13711-94L00	..ELEMENT ASSY, AIR CLEANER	1	
17	13812-94L00	..CAP, AIR CLEANER	1	
18	13813-94L00	..SEAL, AIR CLEANER	1	
19	13815-94L00	..CAP, DRAIN	1	
20	13816-94L00	..CLIP, CAP	1	
21	13817-94L00	..SCREW	4	
22	13841-94L00	..DUCT, SILENCER	1	
23	13832-94L00	SEAL, SILENCER	1	
24	13851-94L00	SEAL, AIR INTAKE	1	
25	09116-06215	BOLT (6X30)	4	
26	09169-06075	WASHER	4	
27	09320-09039	CUSHION	5	



FIG.139A

FIG.139A (1-B-15) EXHAUST MANIFOLD

REF NO.	PART NO.	DESCRIPTION	Q'TY	REMARKS
1	14110-94L00	MANIFOLD, EXHAUST	1	
2	14151-94L00	GASKET, EXHAUST MANIFOLD	1	
3	01550-08407	BOLT	2	
4	09116-08152	BOLT (8X45)	2	
5	01550-08707	BOLT	6	
6	55321-87J00	ANODE, PROTECTION	1	
7	11261-93J00	COVER, PROTECTION ANODE	1	
8	09103-06281	BOLT (6X14)	1	
9	09280-22019	O RING (D:1.9,ID:21.8)	1	
10	01550-08207	BOLT	1	

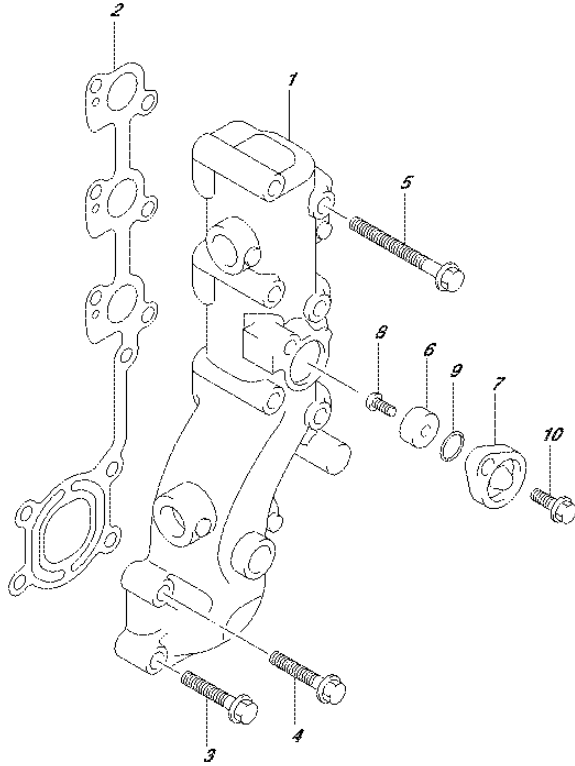


FIG.144A

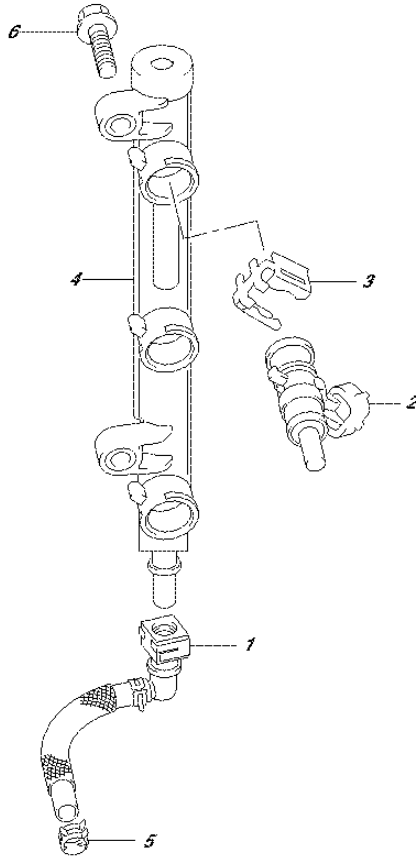
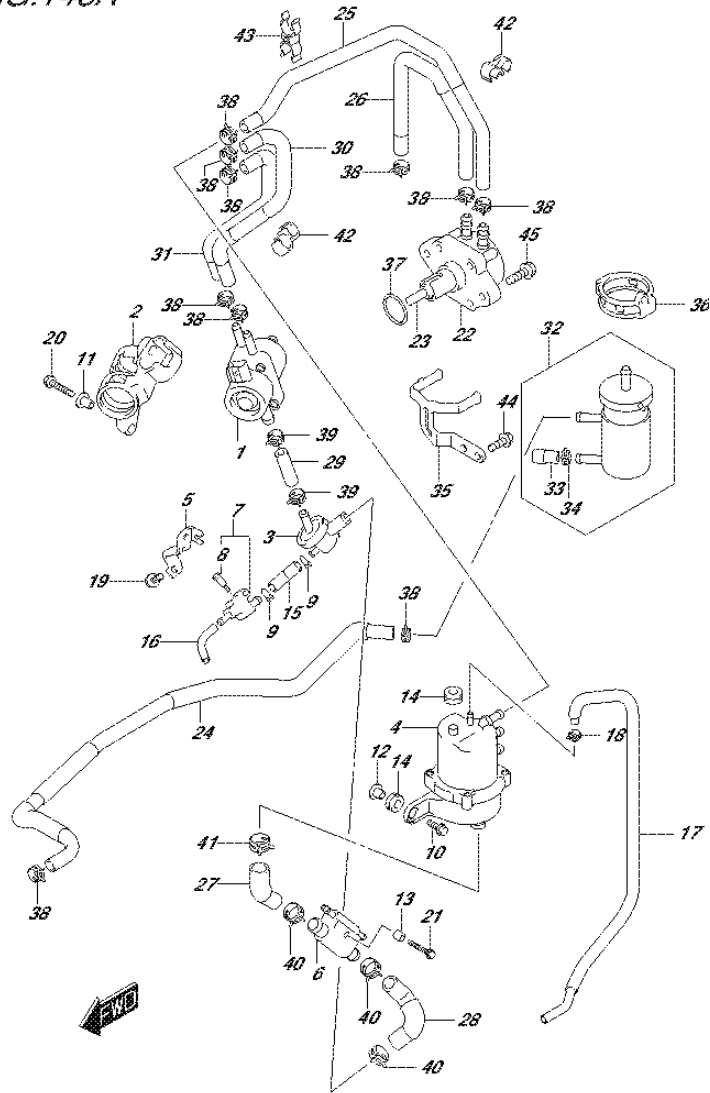


FIG.144A (1-C-2) FUEL INJECTOR

REF NO.	PART NO.	DESCRIPTION	Q'TY	REMARKS
1	15681-94L00	HOSE, FUEL (PUMP TO DLVY)	1	
2	15710-82M00	INJECTOR ASSY, FUEL	3	
3	15715-82M00	CLIP, FUEL INJECTOR	3	
4	15750-94L00	PIPE, DELIVERY	1	
5	09401-11425	CLIP	1	
6	01550-06257	BOLT	2	



FIG.146A



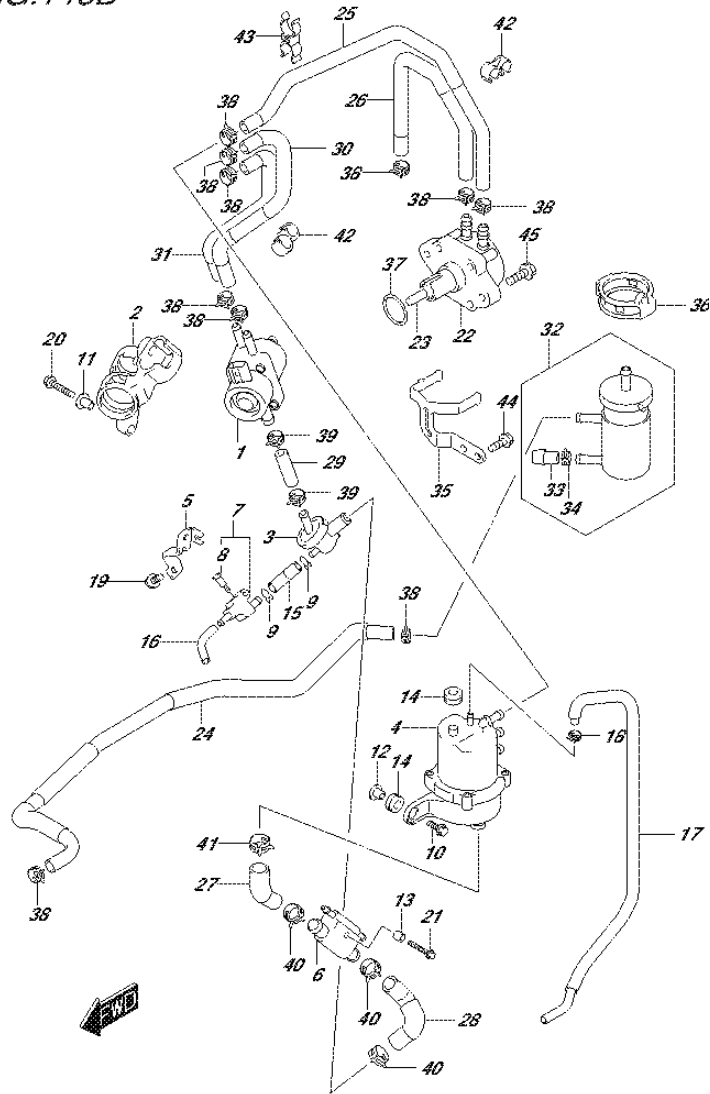
DF25A_30A_P01_015_146A
FUEL PUMP

FIG.146A (1-C-4) FUEL PUMP (DF25A P01)

REF NO.	PART NO.	DESCRIPTION	Q'TY	REMARKS
32	15410-87L00	FILTER, FUEL	1	
33	15419-87J00	.CAP, FUEL FILTER	1	
34	09401-11423	.CLIP	1	
35	15421-94L00	BRACKET, FUEL FILTER	1	
36	15422-94L00	CLAMP, FUEL FILTER	1	
37	09280-26005	O RING (D:2.4,ID:26.2)	1	
38	09401-11423	CLIP	10	
39	09401-13423	CLIP	2	
40	09401-18414	CLIP	3	
41	09401-20410	CLIP	1	
42	09408-00043	CLAMP	2	
43	09408-00233	CLAMP	1	
44	01550-06167	BOLT	2	
45	01550-06257	BOLT	2	

DF25A_30A_P01_015

FIG.146B



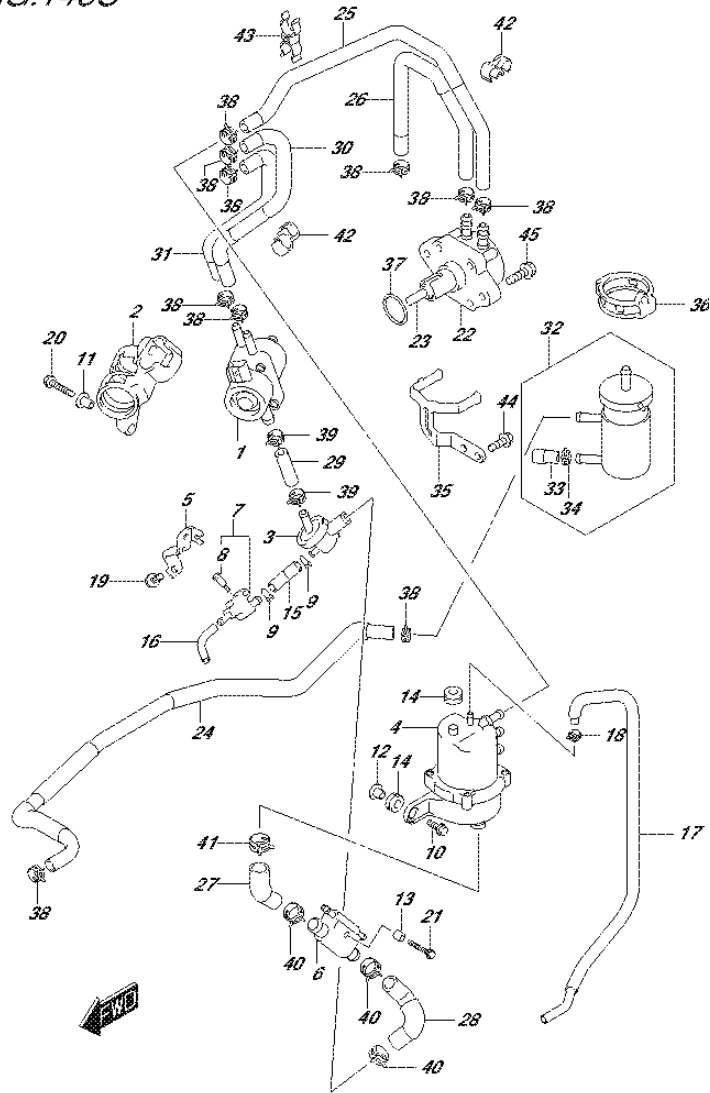
DF25A_30A_P01_015_146B
FUEL PUMP

FIG.146B (1-C-6) FUEL PUMP (DF25AR P01)

REF NO.	PART NO.	DESCRIPTION	Q'TY	REMARKS
32	15410-87L00	FILTER, FUEL	1	
33	15419-87J00	.CAP, FUEL FILTER	1	
34	09401-11423	.CLIP	1	
35	15421-94L00	BRACKET, FUEL FILTER	1	
36	15422-94L00	CLAMP, FUEL FILTER	1	
37	09280-26005	O RING (D:2.4, ID:26.2)	1	
38	09401-11423	CLIP	10	
39	09401-13423	CLIP	2	
40	09401-18414	CLIP	3	
41	09401-20410	CLIP	1	
42	09408-00043	CLAMP	2	
43	09408-00233	CLAMP	1	
44	01550-06167	BOLT	2	
45	01550-06257	BOLT	2	

DF25A_30A_P01_015

FIG.146C



DF25A_30A_P01_015_146C
FUEL PUMP

FIG.146C (1-C-7) FUEL PUMP (DF25AT P01)

REF NO.	PART NO.	DESCRIPTION	Q'TY	REMARKS
1	15200-94L00	PUMP ASSY, FUEL (H)	1	
2	15217-94L00	CUSHION, FUEL PUMP (H)	1	
3	15410-94L00	FILTER, FUEL	1	
4	15600-94L00	SEPARATOR ASSY, FUEL VAPOR	1	
5	15674-94L00	BRACKET, FUEL DRAIN	1	
6	15770-94L00	COOLER, FUEL	1	
7	15820-94L00	BODY, DRAIN	1	
8	15629-89L00	.SCREW, FUEL DRAIN	1	
9	59412-91J00	CLIP, FUEL HOSE	2	
10	09116-06202	BOLT (6X25)	2	
11	09169-06075	WASHER	1	
12	09169-06062	WASHER	2	
13	09180-06230	SPACER (6.2X12.6X12.5)	1	
14	09320-09052	CUSHION	3	
15	09343-50L01-040	HOSE	1	
16	09351-50807-070	HOSE	1	
17	15662-94L00	HOSE, EVAPORATION	1	
18	09401-08412	CLIP	1	
19	01550-06167	BOLT	1	
20	01550-06307	BOLT	1	
21	01550-06457	BOLT	1	
22	15100-94L00	PUMP ASSY, FUEL (L)	1	
23	15131-94L00	ROD, FUEL PUMP	1	
24	15191-94L00	HOSE, FUEL (CONN TO FILTER)	1	
25	15192-94L00	HOSE, FUEL (PUMP TO SEPARATOR)	1	
26	15193-94L00	HOSE, FUEL (FILTER TO PUMP)	1	
27	15194-94L00	HOSE, FUEL (SEPARATOR TO COOLER)	1	
28	15194-94L10	HOSE, FUEL (COOLER TO 3WAY)	1	
29	15194-94L20	HOSE, FUEL (3WAY TO PUMP)	1	
30	15194-94L30	HOSE, FUEL (PUMP(H) TO SEP1)	1	
31	15194-94L40	HOSE, FUEL (PUMP(H) TO SEP2)	1	

DF25A_30A_P01_015

FIG.146C

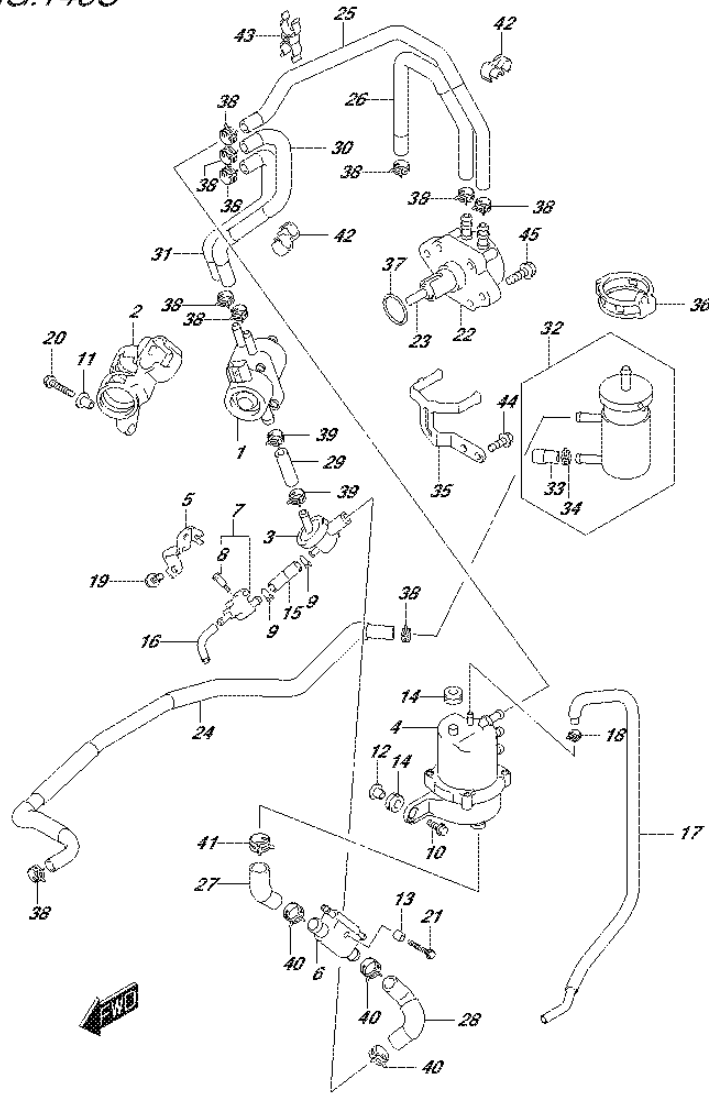
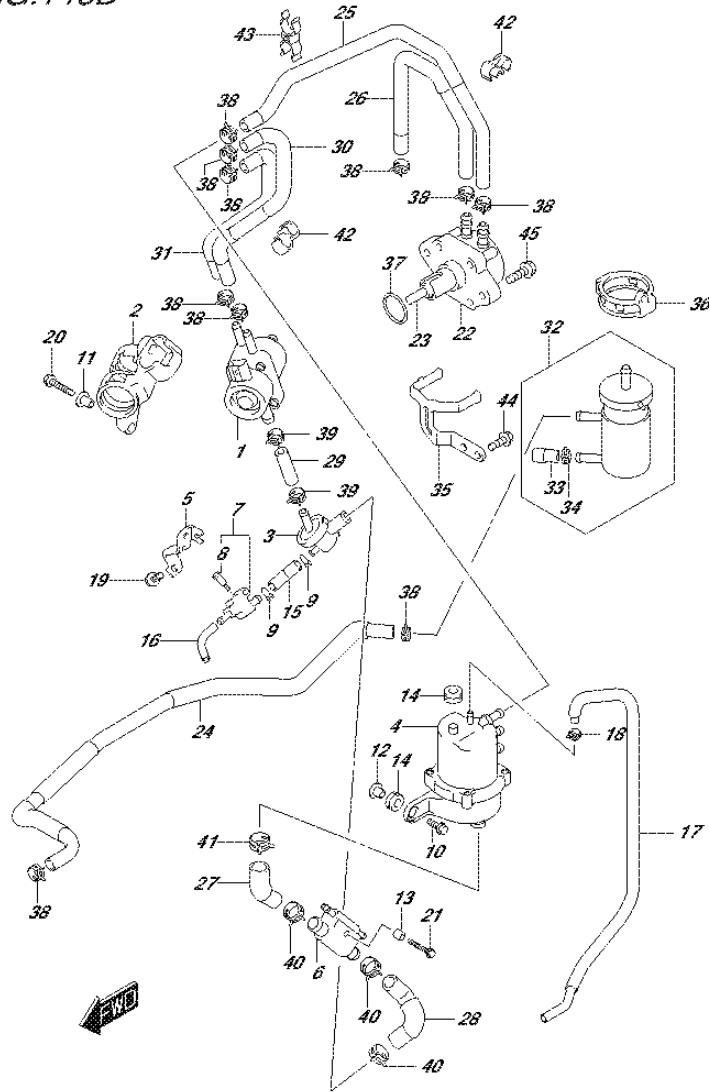


FIG.146C (1-C-8) FUEL PUMP (DF25AT P01)

REF NO.	PART NO.	DESCRIPTION	Q'TY	REMARKS
32	15410-87L00	FILTER, FUEL	1	
33	15419-87J00	.CAP, FUEL FILTER	1	
34	09401-11423	.CLIP	1	
35	15421-94L00	BRACKET, FUEL FILTER	1	
36	15422-94L00	CLAMP, FUEL FILTER	1	
37	09280-26005	O RING (D:2.4, ID:26.2)	1	
38	09401-11423	CLIP	10	
39	09401-13423	CLIP	2	
40	09401-18414	CLIP	3	
41	09401-20410	CLIP	1	
42	09408-00043	CLAMP	2	
43	09408-00233	CLAMP	1	
44	01550-06167	BOLT	2	
45	01550-06257	BOLT	2	

FIG.146D



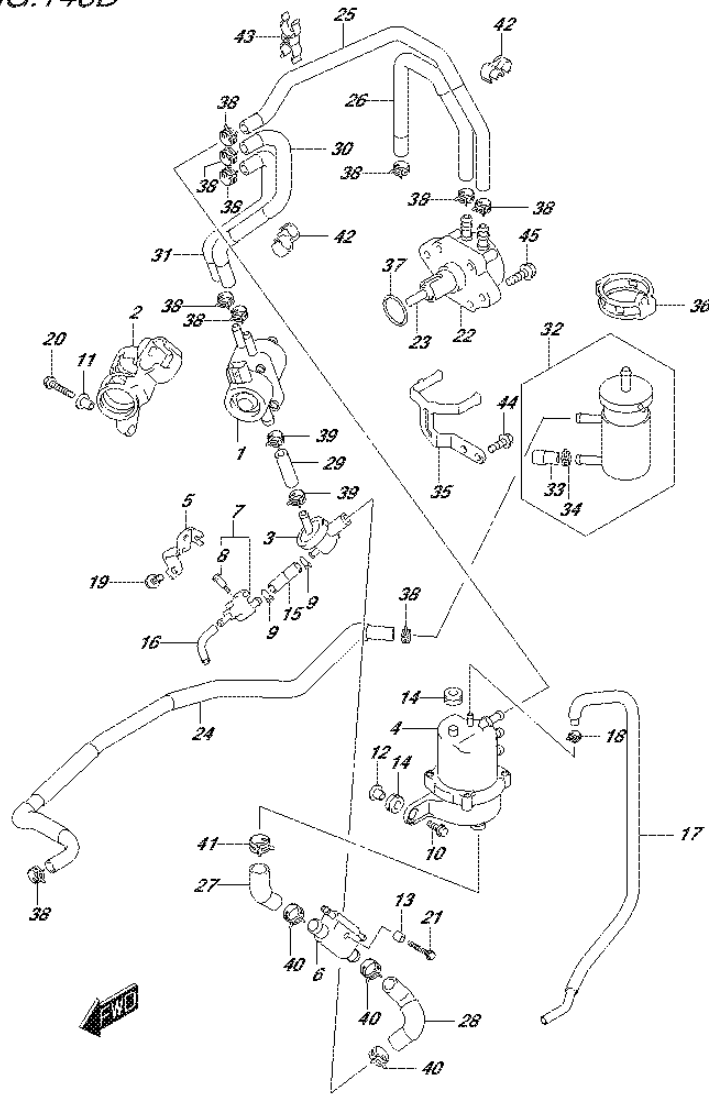
DF25A_30A_P01_015_146D
FUEL PUMP

FIG.146D (1-C-9) FUEL PUMP (DF25ATH P01)

REF NO.	PART NO.	DESCRIPTION	Q'TY	REMARKS
1	15200-94L00	PUMP ASSY, FUEL (H)	1	
2	15217-94L00	CUSHION, FUEL PUMP (H)	1	
3	15410-94L00	FILTER, FUEL	1	
4	15600-94L00	SEPARATOR ASSY, FUEL VAPOR	1	
5	15674-94L00	BRACKET, FUEL DRAIN	1	
6	15770-94L00	COOLER, FUEL	1	
7	15820-94L00	BODY, DRAIN	1	
8	15629-89L00	.SCREW, FUEL DRAIN	1	
9	59412-91J00	CLIP, FUEL HOSE	2	
10	09116-06202	BOLT (6X25)	2	
11	09169-06075	WASHER	1	
12	09169-06062	WASHER	2	
13	09180-06230	SPACER (6.2X12.6X12.5)	1	
14	09320-09052	CUSHION	3	
15	09343-50L01-040	HOSE	1	
16	09351-50807-070	HOSE	1	
17	15662-94L00	HOSE, EVAPORATION	1	
18	09401-08412	CLIP	1	
19	01550-06167	BOLT	1	
20	01550-06307	BOLT	1	
21	01550-06457	BOLT	1	
22	15100-94L00	PUMP ASSY, FUEL (L)	1	
23	15131-94L00	ROD, FUEL PUMP	1	
24	15191-94L00	HOSE, FUEL (CONN TO FILTER)	1	
25	15192-94L00	HOSE, FUEL (PUMP TO SEPARATOR)	1	
26	15193-94L00	HOSE, FUEL (FILTER TO PUMP)	1	
27	15194-94L00	HOSE, FUEL (SEPARATOR TO COOLER)	1	
28	15194-94L10	HOSE, FUEL (COOLER TO 3WAY)	1	
29	15194-94L20	HOSE, FUEL (3WAY TO PUMP)	1	
30	15194-94L30	HOSE, FUEL (PUMP(H) TO SEP1)	1	
31	15194-94L40	HOSE, FUEL (PUMP(H) TO SEP2)	1	

DF25A_30A_P01_015

FIG.146D



DF25A_30A_P01_015_146D
FUEL PUMP

FIG.146D (1-C-10) FUEL PUMP (DF25ATH P01)

REF NO.	PART NO.	DESCRIPTION	Q'TY	REMARKS
32	15410-87L00	FILTER, FUEL	1	
33	15419-87J00	.CAP, FUEL FILTER	1	
34	09401-11423	.CLIP	1	
35	15421-94L00	BRACKET, FUEL FILTER	1	
36	15422-94L00	CLAMP, FUEL FILTER	1	
37	09280-26005	O RING (D:2.4,ID:26.2)	1	
38	09401-11423	CLIP	10	
39	09401-13423	CLIP	2	
40	09401-18414	CLIP	3	
41	09401-20410	CLIP	1	
42	09408-00043	CLAMP	2	
43	09408-00233	CLAMP	1	
44	01550-06167	BOLT	2	
45	01550-06257	BOLT	2	

DF25A_30A_P01_015

FIG.146E

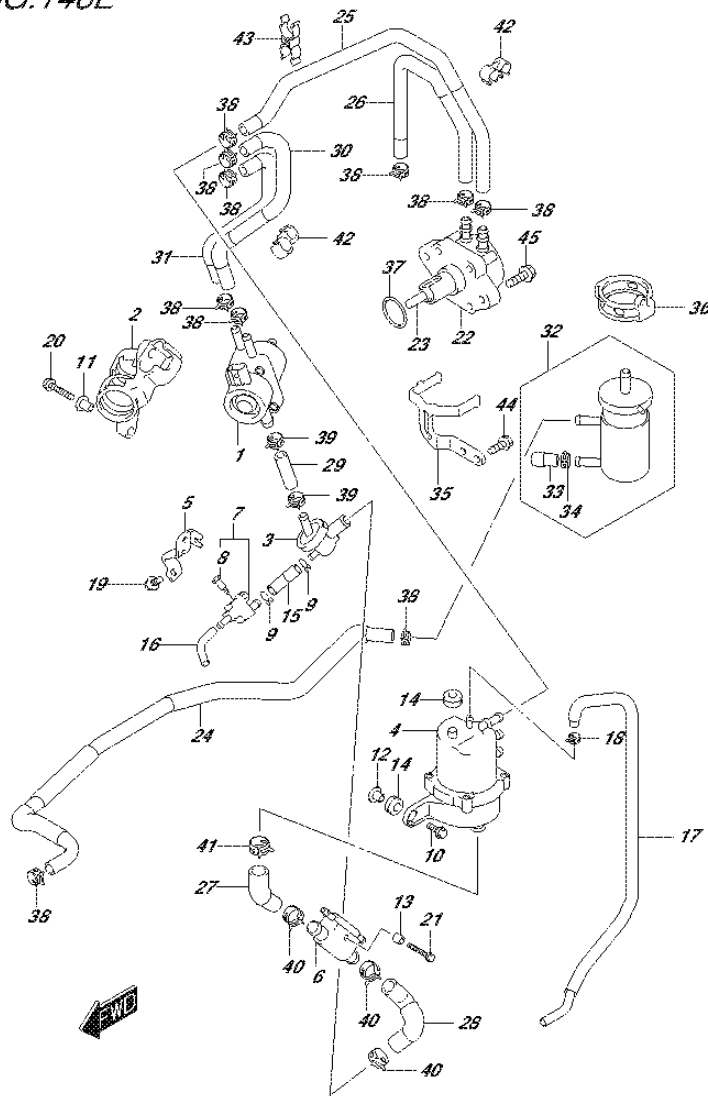
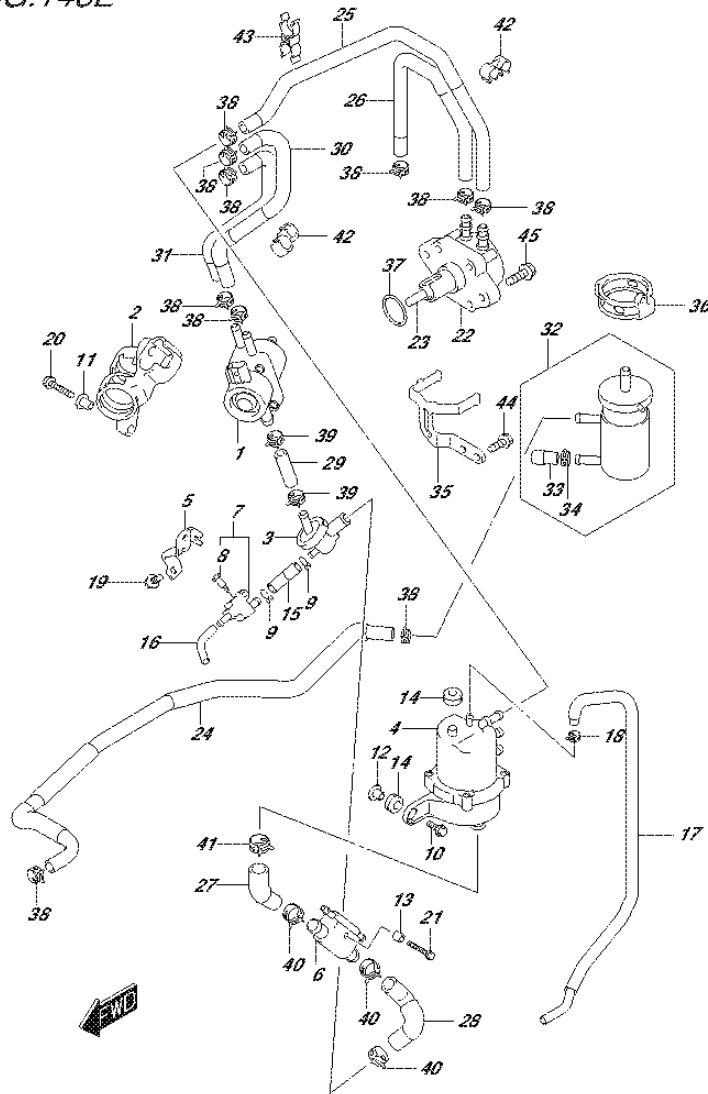


FIG.146E (1-C-11) FUEL PUMP (DF30A P40)

REF NO.	PART NO.	DESCRIPTION	Q'TY	REMARKS
1	15200-94L00	PUMP ASSY, FUEL (H)	1	
2	15217-94L00	CUSHION, FUEL PUMP (H)	1	
3	15410-94L00	FILTER, FUEL	1	
4	15600-94L00	SEPARATOR ASSY, FUEL VAPOR	1	
5	15674-94L00	BRACKET, FUEL DRAIN	1	
6	15770-94L00	COOLER, FUEL	1	
7	15820-94L00	BODY, DRAIN	1	
8	15629-89L00	.SCREW, FUEL DRAIN	1	
9	59412-91J00	CLIP, FUEL HOSE	2	
10	09116-06202	BOLT (6X25)	2	
11	09169-06075	WASHER	1	
12	09169-06062	WASHER	2	
13	09180-06230	SPACER (6.2X12.6X12.5)	1	
14	09320-09052	CUSHION	3	
15	09343-50L01-040	HOSE	1	
16	09351-50807-070	HOSE	1	
17	15662-94L00	HOSE, EVAPORATION	1	
18	09401-08412	CLIP	1	
19	01550-06167	BOLT	1	
20	01550-06307	BOLT	1	
21	01550-06457	BOLT	1	
22	15100-94L10	PUMP ASSY, FUEL (L)	1	
23	15131-94L00	ROD, FUEL PUMP	1	
24	15191-94L00	HOSE, FUEL (CONN TO FILTER)	1	
25	15192-94L00	HOSE, FUEL (PUMP TO SEPARATOR)	1	
26	15193-94L00	HOSE, FUEL (FILTER TO PUMP)	1	
27	15194-94L00	HOSE, FUEL (SEPARATOR TO COOLER)	1	
28	15194-94L10	HOSE, FUEL (COOLER TO 3WAY)	1	
29	15194-94L20	HOSE, FUEL (3WAY TO PUMP)	1	
30	15194-94L30	HOSE, FUEL (PUMP(H) TO SEP1)	1	
31	15194-94L40	HOSE, FUEL (PUMP(H) TO SEP2)	1	

FIG.146E



DF25A_30A_P01_015_146E
FUEL PUMP

FIG.146E (1-C-12) FUEL PUMP (DF30A P40)

REF NO.	PART NO.	DESCRIPTION	Q'TY	REMARKS
32	15410-87L00	FILTER, FUEL	1	
33	15419-87J00	.CAP, FUEL FILTER	1	
34	09401-11423	.CLIP	1	
35	15421-94L00	BRACKET, FUEL FILTER	1	
36	15422-94L00	CLAMP, FUEL FILTER	1	
37	09280-26005	O RING (D:2.4,ID:26.2)	1	
38	09401-11423	CLIP	10	
39	09401-13423	CLIP	2	
40	09401-18414	CLIP	3	
41	09401-20410	CLIP	1	
42	09408-00043	CLAMP	2	
43	09408-00233	CLAMP	1	
44	01550-06167	BOLT	2	
45	01550-06257	BOLT	2	

DF25A_30A_P01_015

FIG.146F

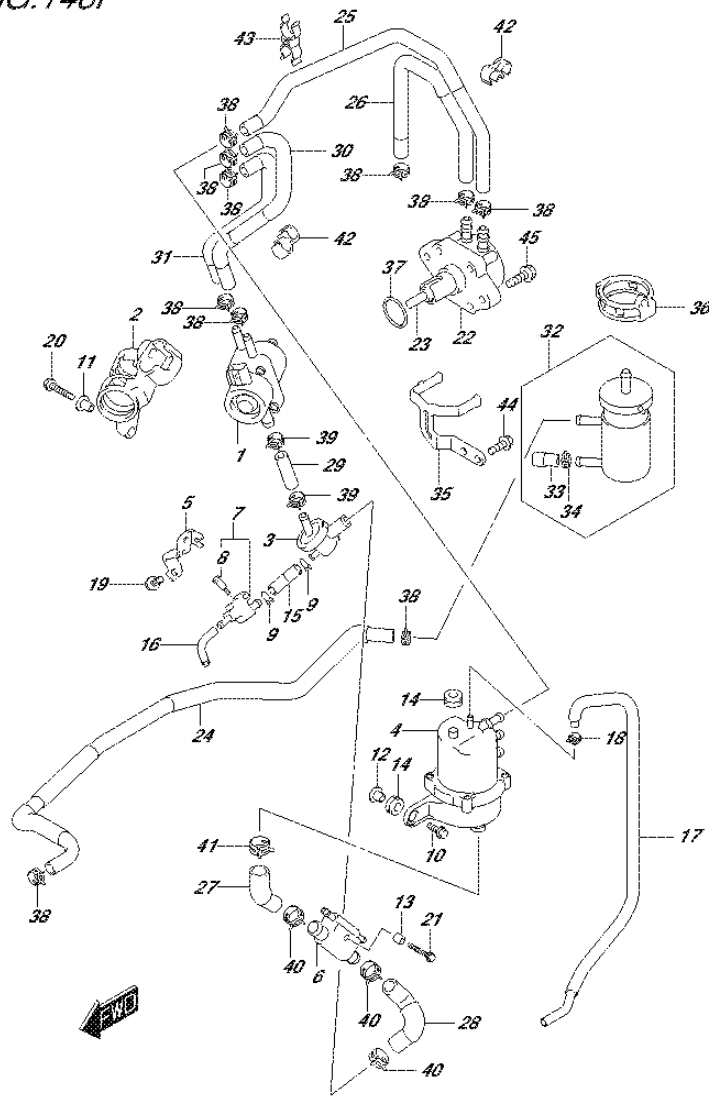
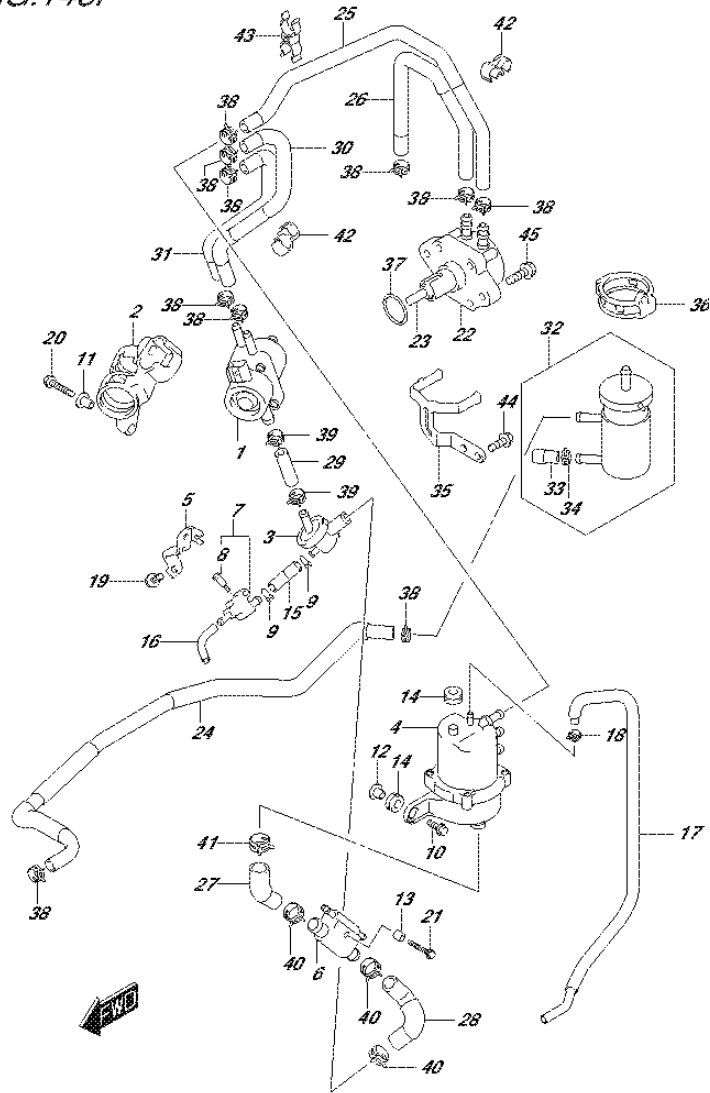


FIG.146F (1-C-13) FUEL PUMP (DF30AT P01)

REF NO.	PART NO.	DESCRIPTION	Q'TY	REMARKS
1	15200-94L00	PUMP ASSY, FUEL (H)	1	
2	15217-94L00	CUSHION, FUEL PUMP (H)	1	
3	15410-94L00	FILTER, FUEL	1	
4	15600-94L00	SEPARATOR ASSY, FUEL VAPOR	1	
5	15674-94L00	BRACKET, FUEL DRAIN	1	
6	15770-94L00	COOLER, FUEL	1	
7	15820-94L00	BODY, DRAIN	1	
8	15629-89L00	.SCREW, FUEL DRAIN	1	
9	59412-91J00	CLIP, FUEL HOSE	2	
10	09116-06202	BOLT (6X25)	2	
11	09169-06075	WASHER	1	
12	09169-06062	WASHER	2	
13	09180-06230	SPACER (6.2X12.6X12.5)	1	
14	09320-09052	CUSHION	3	
15	09343-50L01-040	HOSE	1	
16	09351-50807-070	HOSE	1	
17	15662-94L00	HOSE, EVAPORATION	1	
18	09401-08412	CLIP	1	
19	01550-06167	BOLT	1	
20	01550-06307	BOLT	1	
21	01550-06457	BOLT	1	
22	15100-94L00	PUMP ASSY, FUEL (L)	1	
23	15131-94L00	ROD, FUEL PUMP	1	
24	15191-94L00	HOSE, FUEL (CONN TO FILTER)	1	
25	15192-94L00	HOSE, FUEL (PUMP TO SEPARATOR)	1	
26	15193-94L00	HOSE, FUEL (FILTER TO PUMP)	1	
27	15194-94L00	HOSE, FUEL (SEPARATOR TO COOLER)	1	
28	15194-94L10	HOSE, FUEL (COOLER TO 3WAY)	1	
29	15194-94L20	HOSE, FUEL (3WAY TO PUMP)	1	
30	15194-94L30	HOSE, FUEL (PUMP(H) TO SEP1)	1	
31	15194-94L40	HOSE, FUEL (PUMP(H) TO SEP2)	1	

FIG.146F



DF25A_30A_P01_015_146F
FUEL PUMP

FIG.146F (1-C-14) FUEL PUMP (DF30AT P01)

REF NO.	PART NO.	DESCRIPTION	Q'TY	REMARKS
32	15410-87L00	FILTER, FUEL	1	
33	15419-87J00	.CAP, FUEL FILTER	1	
34	09401-11423	.CLIP	1	
35	15421-94L00	BRACKET, FUEL FILTER	1	
36	15422-94L00	CLAMP, FUEL FILTER	1	
37	09280-26005	O RING (D:2.4,ID:26.2)	1	
38	09401-11423	CLIP	10	
39	09401-13423	CLIP	2	
40	09401-18414	CLIP	3	
41	09401-20410	CLIP	1	
42	09408-00043	CLAMP	2	
43	09408-00233	CLAMP	1	
44	01550-06167	BOLT	2	
45	01550-06257	BOLT	2	

DF25A_30A_P01_015

FIG.146G

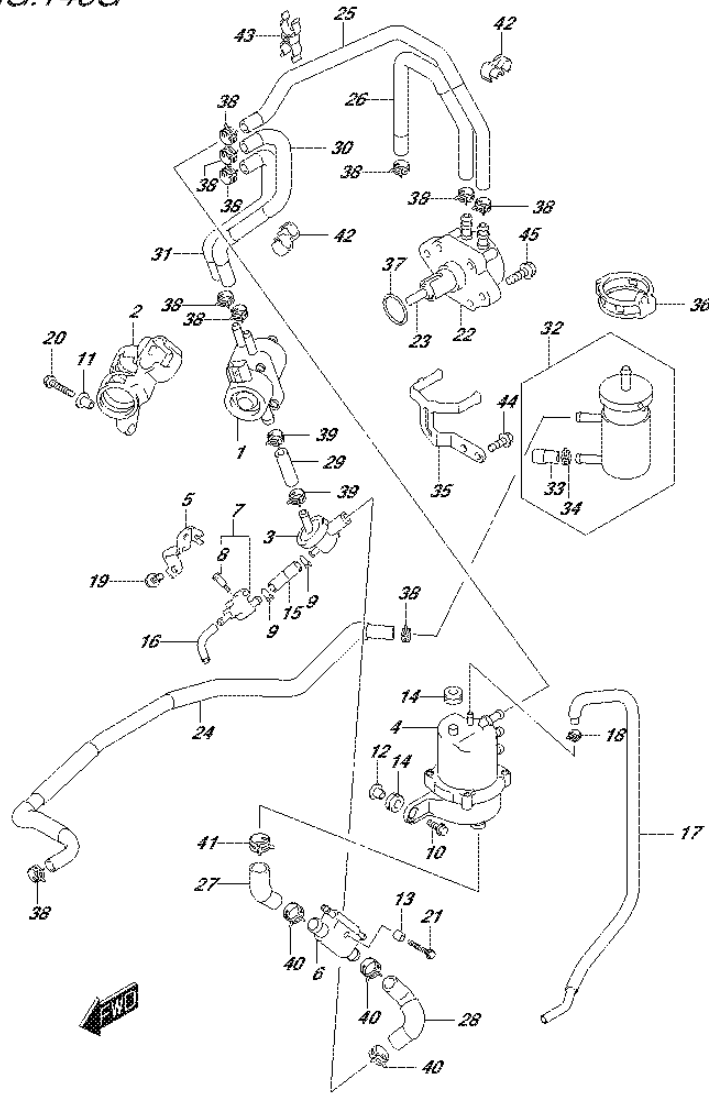
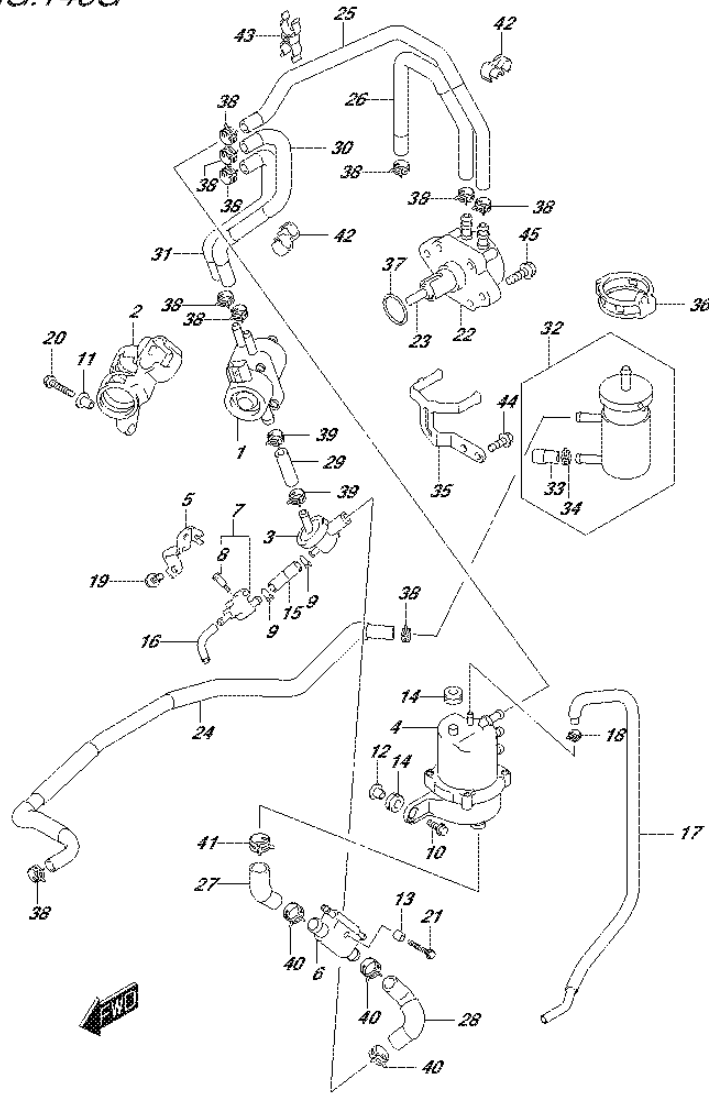


FIG.146G (1-C-15) FUEL PUMP (DF30ATH P01)

REF NO.	PART NO.	DESCRIPTION	Q'TY	REMARKS
1	15200-94L00	PUMP ASSY, FUEL (H)	1	
2	15217-94L00	CUSHION, FUEL PUMP (H)	1	
3	15410-94L00	FILTER, FUEL	1	
4	15600-94L00	SEPARATOR ASSY, FUEL VAPOR	1	
5	15674-94L00	BRACKET, FUEL DRAIN	1	
6	15770-94L00	COOLER, FUEL	1	
7	15820-94L00	BODY, DRAIN	1	
8	15629-89L00	.SCREW, FUEL DRAIN	1	
9	59412-91J00	CLIP, FUEL HOSE	2	
10	09116-06202	BOLT (6X25)	2	
11	09169-06075	WASHER	1	
12	09169-06062	WASHER	2	
13	09180-06230	SPACER (6.2X12.6X12.5)	1	
14	09320-09052	CUSHION	3	
15	09343-50L01-040	HOSE	1	
16	09351-50807-070	HOSE	1	
17	15662-94L00	HOSE, EVAPORATION	1	
18	09401-08412	CLIP	1	
19	01550-06167	BOLT	1	
20	01550-06307	BOLT	1	
21	01550-06457	BOLT	1	
22	15100-94L00	PUMP ASSY, FUEL (L)	1	
23	15131-94L00	ROD, FUEL PUMP	1	
24	15191-94L00	HOSE, FUEL (CONN TO FILTER)	1	
25	15192-94L00	HOSE, FUEL (PUMP TO SEPARATOR)	1	
26	15193-94L00	HOSE, FUEL (FILTER TO PUMP)	1	
27	15194-94L00	HOSE, FUEL (SEPARATOR TO COOLER)	1	
28	15194-94L10	HOSE, FUEL (COOLER TO 3WAY)	1	
29	15194-94L20	HOSE, FUEL (3WAY TO PUMP)	1	
30	15194-94L30	HOSE, FUEL (PUMP(H) TO SEP1)	1	
31	15194-94L40	HOSE, FUEL (PUMP(H) TO SEP2)	1	

FIG.146G



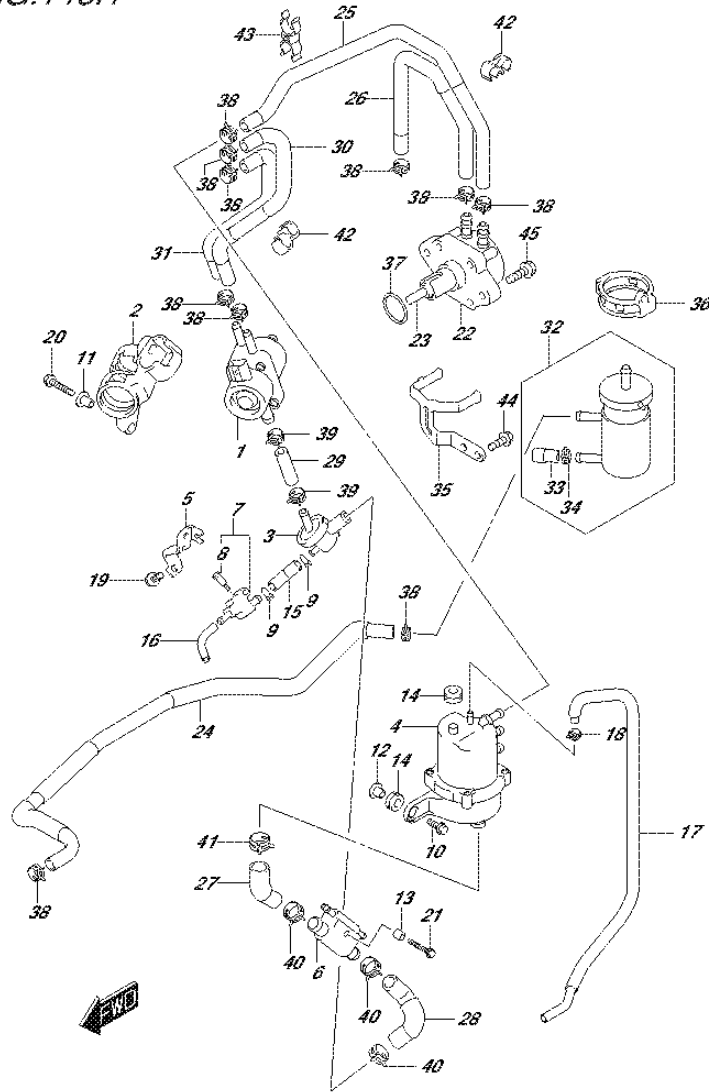
DF25A_30A_P01_015_146G
FUEL PUMP

FIG.146G (1-D-2) FUEL PUMP (DF30ATH P01)

REF NO.	PART NO.	DESCRIPTION	Q'TY	REMARKS
32	15410-87L00	FILTER, FUEL	1	
33	15419-87J00	.CAP, FUEL FILTER	1	
34	09401-11423	.CLIP	1	
35	15421-94L00	BRACKET, FUEL FILTER	1	
36	15422-94L00	CLAMP, FUEL FILTER	1	
37	09280-26005	O RING (D:2.4,ID:26.2)	1	
38	09401-11423	CLIP	10	
39	09401-13423	CLIP	2	
40	09401-18414	CLIP	3	
41	09401-20410	CLIP	1	
42	09408-00043	CLAMP	2	
43	09408-00233	CLAMP	1	
44	01550-06167	BOLT	2	
45	01550-06257	BOLT	2	

DF25A_30A_P01_015

FIG.146H



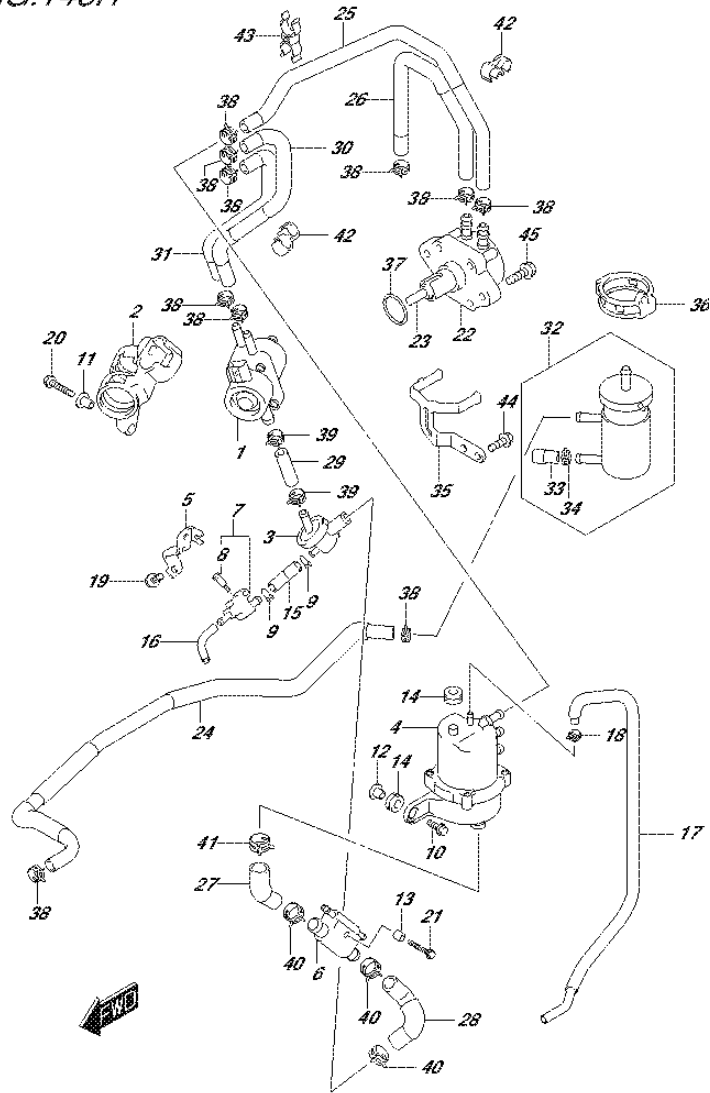
DF25A_30A_P01_015_146H
FUEL PUMP

FIG.146H (1-D-3) FUEL PUMP (DF30AQ P01)

REF NO.	PART NO.	DESCRIPTION	Q'TY	REMARKS
1	15200-94L00	PUMP ASSY, FUEL (H)	1	
2	15217-94L00	CUSHION, FUEL PUMP (H)	1	
3	15410-94L00	FILTER, FUEL	1	
4	15600-94L00	SEPARATOR ASSY, FUEL VAPOR	1	
5	15674-94L00	BRACKET, FUEL DRAIN	1	
6	15770-94L00	COOLER, FUEL	1	
7	15820-94L00	BODY, DRAIN	1	
8	15629-89L00	.SCREW, FUEL DRAIN	1	
9	59412-91J00	CLIP, FUEL HOSE	2	
10	09116-06202	BOLT (6X25)	2	
11	09169-06075	WASHER	1	
12	09169-06062	WASHER	2	
13	09180-06230	SPACER (6.2X12.6X12.5)	1	
14	09320-09052	CUSHION	3	
15	09343-50L01-040	HOSE	1	
16	09351-50807-070	HOSE	1	
17	15662-94L00	HOSE, EVAPORATION	1	
18	09401-08412	CLIP	1	
19	01550-06167	BOLT	1	
20	01550-06307	BOLT	1	
21	01550-06457	BOLT	1	
22	15100-94L00	PUMP ASSY, FUEL (L)	1	
23	15131-94L00	ROD, FUEL PUMP	1	
24	15191-94L00	HOSE, FUEL (CONN TO FILTER)	1	
25	15192-94L00	HOSE, FUEL (PUMP TO SEPARATOR)	1	
26	15193-94L00	HOSE, FUEL (FILTER TO PUMP)	1	
27	15194-94L00	HOSE, FUEL (SEPARATOR TO COOLER)	1	
28	15194-94L10	HOSE, FUEL (COOLER TO 3WAY)	1	
29	15194-94L20	HOSE, FUEL (3WAY TO PUMP)	1	
30	15194-94L30	HOSE, FUEL (PUMP(H) TO SEP1)	1	
31	15194-94L40	HOSE, FUEL (PUMP(H) TO SEP2)	1	

DF25A_30A_P01_015

FIG.146H



DF25A_30A_P01_015_146H
FUEL PUMP

FIG.146H (1-D-4) FUEL PUMP (DF30AQ P01)

REF NO.	PART NO.	DESCRIPTION	Q'TY	REMARKS
32	15410-87L00	FILTER, FUEL	1	
33	15419-87J00	.CAP, FUEL FILTER	1	
34	09401-11423	.CLIP	1	
35	15421-94L00	BRACKET, FUEL FILTER	1	
36	15422-94L00	CLAMP, FUEL FILTER	1	
37	09280-26005	O RING (D:2.4, ID:26.2)	1	
38	09401-11423	CLIP	10	
39	09401-13423	CLIP	2	
40	09401-18414	CLIP	3	
41	09401-20410	CLIP	1	
42	09408-00043	CLAMP	2	
43	09408-00233	CLAMP	1	
44	01550-06167	BOLT	2	
45	01550-06257	BOLT	2	

DF25A_30A_P01_015

FIG.160A

FIG.160A (1-D-6) WATER PUMP (DF25A P01)

REF NO.	PART NO.	DESCRIPTION	Q'TY	REMARKS
1	17411-94L00	CASE, WATER PUMP	1	
2	17413-94L00	SLEEVE, WATER PUMP CASE	1	
3	17461-94L00	IMPELLER, WATER PUMP	1	
4	17462-94L00	KEY, WATER PUMP IMPELLER	1	
5	17471-94L00	PANEL, PUMP CASE UNDER	1	
6	17472-94L00	GASKET, PUMP CASE UNDER	1	
7-1	17561-94L00	TUBE, WATER (S)	1	W/TRANSOM(S)
7-2	17561-94L10	TUBE, WATER (L)	1	W/TRANSOM(L)
8	17562-94L00	GROMMET, WATER TUBE UPPER	1	
9	17564-94L00	GROMMET, WATER TUBE LOWER	1	
10	17631-94L00	FILTER, WATER PORT SIDE	1	
11	17632-94L00	FILTER, WATER STBD SIDE	1	
12	03142-04259	SCREW	1	
13	29141-93J00	NUT	4	
14	09108-06149	STUD BOLD	4	
15	09160-06082	WASHER (6.5X13X1.0)	4	
16	09280-54004	O RING	1	
17	17565-94L00	GUIDE, WATER TUBE	1	
18	17400-94L00	KIT, WATER PUMP REPAIR	1	OPT

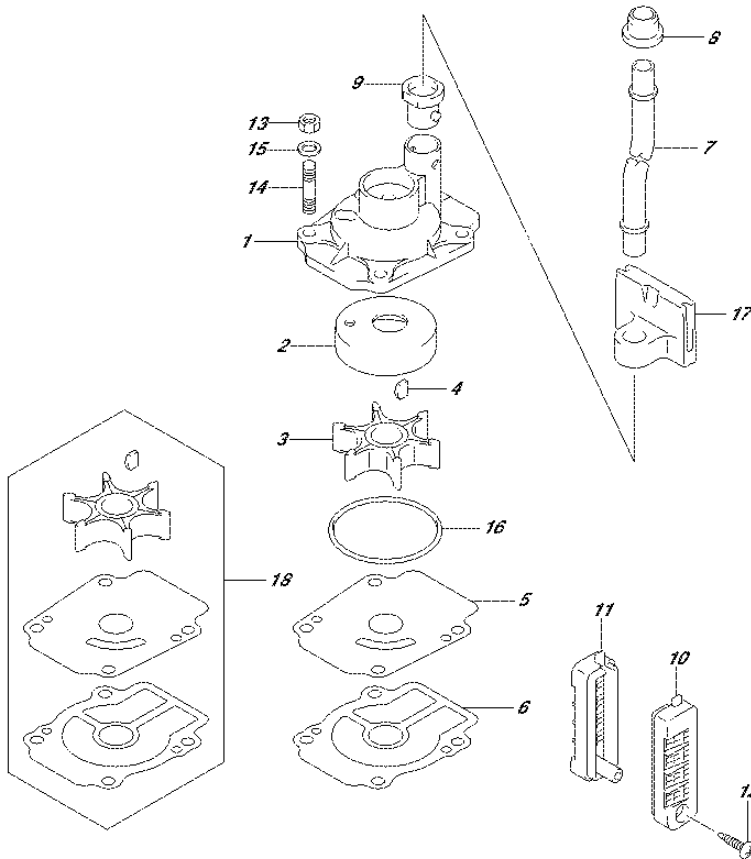


FIG.160B

FIG.160B (1-D-7) WATER PUMP (DF25AR P01)

REF NO.	PART NO.	DESCRIPTION	Q'TY	REMARKS
1	17411-94L00	CASE, WATER PUMP	1	
2	17413-94L00	SLEEVE, WATER PUMP CASE	1	
3	17461-94L00	IMPELLER, WATER PUMP	1	
4	17462-94L00	KEY, WATER PUMP IMPELLER	1	
5	17471-94L00	PANEL, PUMP CASE UNDER	1	
6	17472-94L00	GASKET, PUMP CASE UNDER	1	
7-1	17561-94L00	TUBE, WATER (S)	1	W/TRANSOM(S)
7-2	17561-94L10	TUBE, WATER (L)	1	W/TRANSOM(L)
8	17562-94L00	GROMMET, WATER TUBE UPPER	1	
9	17564-94L00	GROMMET, WATER TUBE LOWER	1	
10	17631-94L00	FILTER, WATER PORT SIDE	1	
11	17632-94L00	FILTER, WATER STBD SIDE	1	
12	03142-04259	SCREW	1	
13	29141-93J00	NUT	4	
14	09108-06149	STUD BOLD	4	
15	09160-06082	WASHER (6.5X13X1.0)	4	
16	09280-54004	O RING	1	
17	17565-94L00	GUIDE, WATER TUBE	1	
18	17400-94L00	KIT, WATER PUMP REPAIR	1	OPT

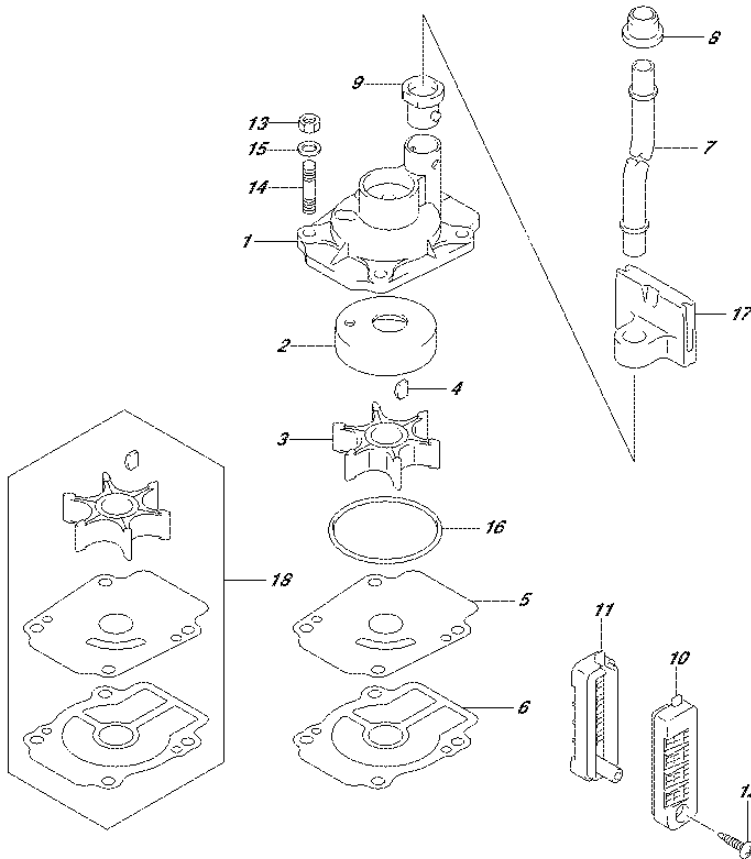


FIG.160C

FIG.160C (1-D-8) WATER PUMP (DF25AT P01)

REF NO.	PART NO.	DESCRIPTION	Q'TY	REMARKS
1	17411-94L00	CASE, WATER PUMP	1	
2	17413-94L00	SLEEVE, WATER PUMP CASE	1	
3	17461-94L00	IMPELLER, WATER PUMP	1	
4	17462-94L00	KEY, WATER PUMP IMPELLER	1	
5	17471-94L00	PANEL, PUMP CASE UNDER	1	
6	17472-94L00	GASKET, PUMP CASE UNDER	1	
7-1	17561-94L00	TUBE, WATER (S)	1	W/TRANSOM(S)
7-2	17561-94L10	TUBE, WATER (L)	1	W/TRANSOM(L)
8	17562-94L00	GROMMET, WATER TUBE UPPER	1	
9	17564-94L00	GROMMET, WATER TUBE LOWER	1	
10	17631-94L00	FILTER, WATER PORT SIDE	1	
11	17632-94L00	FILTER, WATER STBD SIDE	1	
12	03142-04259	SCREW	1	
13	29141-93J00	NUT	4	
14	09108-06149	STUD BOLD	4	
15	09160-06082	WASHER (6.5X13X1.0)	4	
16	09280-54004	O RING	1	
17	17565-94L00	GUIDE, WATER TUBE	1	
18	17400-94L00	KIT, WATER PUMP REPAIR	1	OPT

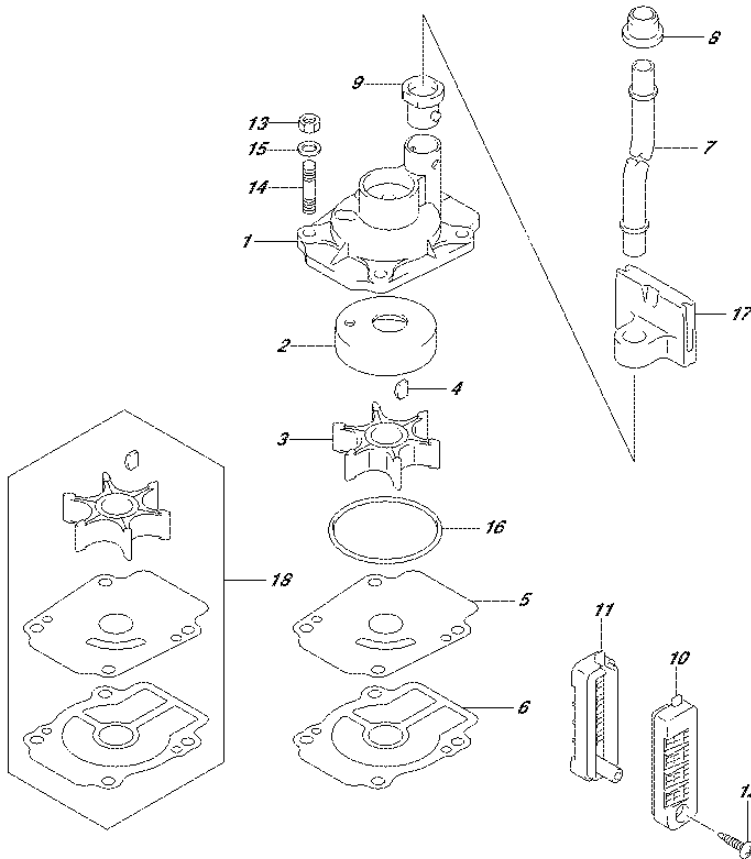


FIG.160D

FIG.160D (1-D-9) WATER PUMP (DF25ATH P01)

REF NO.	PART NO.	DESCRIPTION	Q'TY	REMARKS
1	17411-94L00	CASE, WATER PUMP	1	
2	17413-94L00	SLEEVE, WATER PUMP CASE	1	
3	17461-94L00	IMPELLER, WATER PUMP	1	
4	17462-94L00	KEY, WATER PUMP IMPELLER	1	
5	17471-94L00	PANEL, PUMP CASE UNDER	1	
6	17472-94L00	GASKET, PUMP CASE UNDER	1	
7-1	17561-94L00	TUBE, WATER (S)	1	W/TRANSOM(S)
7-2	17561-94L10	TUBE, WATER (L)	1	W/TRANSOM(L)
8	17562-94L00	GROMMET, WATER TUBE UPPER	1	
9	17564-94L00	GROMMET, WATER TUBE LOWER	1	
10	17631-94L00	FILTER, WATER PORT SIDE	1	
11	17632-94L00	FILTER, WATER STBD SIDE	1	
12	03142-04259	SCREW	1	
13	29141-93J00	NUT	4	
14	09108-06149	STUD BOLD	4	
15	09160-06082	WASHER (6.5X13X1.0)	4	
16	09280-54004	O RING	1	
17	17565-94L00	GUIDE, WATER TUBE	1	
18	17400-94L00	KIT, WATER PUMP REPAIR	1	OPT

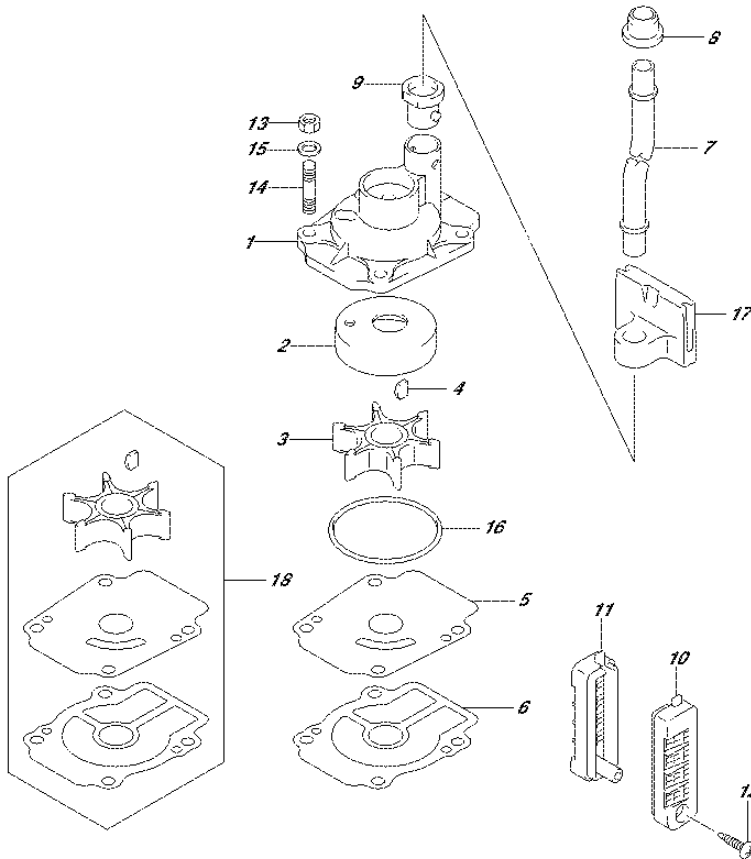


FIG.160E

FIG.160E (1-D-10) WATER PUMP (DF30A P40)

REF NO.	PART NO.	DESCRIPTION	Q'TY	REMARKS
1	17411-94L00	CASE, WATER PUMP	1	
2	17413-94L10	SLEEVE, WATER PUMP CASE	1	
3	17461-94L00	IMPELLER, WATER PUMP	1	
4	17462-94L00	KEY, WATER PUMP IMPELLER	1	
5	17471-94L10	PANEL, PUMP CASE UNDER	1	
6	17472-94L00	GASKET, PUMP CASE UNDER	1	
7-1	17561-94L00	TUBE, WATER (S)	1	W/TRANSOM(S)
7-2	17561-94L10	TUBE, WATER (L)	1	W/TRANSOM(L)
8	17562-94L00	GROMMET, WATER TUBE UPPER	1	
9	17564-94L00	GROMMET, WATER TUBE LOWER	1	
10	17631-94L00	FILTER, WATER PORT SIDE	1	
11	17632-94L00	FILTER, WATER STBD SIDE	1	
12	03142-04259	SCREW	1	
13	29141-93J00	NUT	4	
14	09108-06149	STUD BOLD	4	
15	09160-06082	WASHER (6.5X13X1.0)	4	
16	09280-54004	O RING	1	
17	17565-94L00	GUIDE, WATER TUBE	1	
18	17400-94L10	KIT, WATER PUMP REPAIR	1	OPT

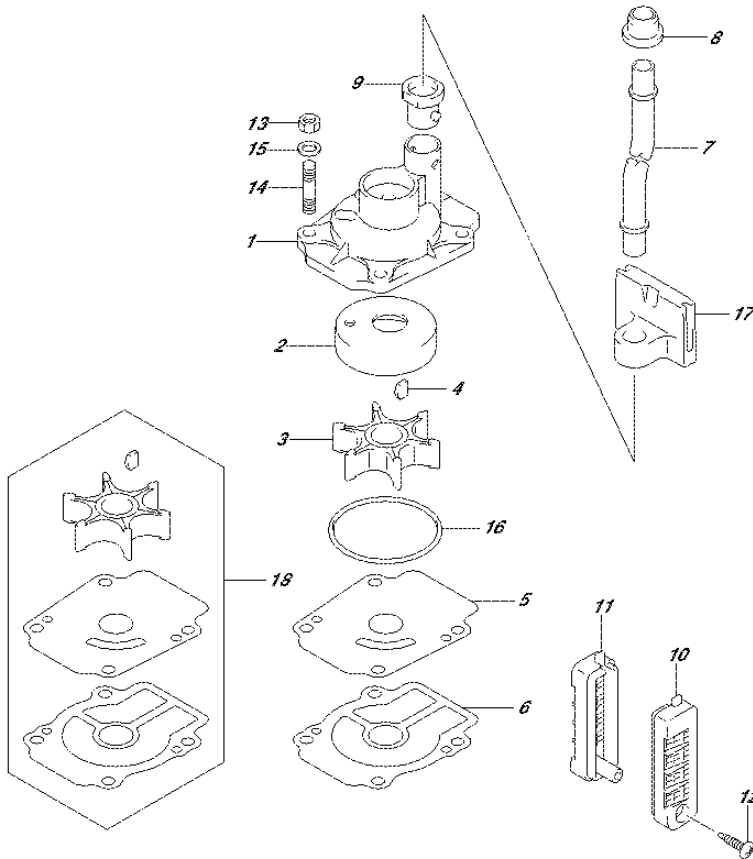


FIG.160F

FIG.160F (1-D-11) WATER PUMP (DF30AT P01)

REF NO.	PART NO.	DESCRIPTION	Q'TY	REMARKS
1	17411-94L00	CASE, WATER PUMP	1	
2	17413-94L00	SLEEVE, WATER PUMP CASE	1	
3	17461-94L00	IMPELLER, WATER PUMP	1	
4	17462-94L00	KEY, WATER PUMP IMPELLER	1	
5	17471-94L00	PANEL, PUMP CASE UNDER	1	
6	17472-94L00	GASKET, PUMP CASE UNDER	1	
7-1	17561-94L00	TUBE, WATER (S)	1	W/TRANSOM(S)
7-2	17561-94L10	TUBE, WATER (L)	1	W/TRANSOM(L)
8	17562-94L00	GROMMET, WATER TUBE UPPER	1	
9	17564-94L00	GROMMET, WATER TUBE LOWER	1	
10	17631-94L00	FILTER, WATER PORT SIDE	1	
11	17632-94L00	FILTER, WATER STBD SIDE	1	
12	03142-04259	SCREW	1	
13	29141-93J00	NUT	4	
14	09108-06149	STUD BOLD	4	
15	09160-06082	WASHER (6.5X13X1.0)	4	
16	09280-54004	O RING	1	
17	17565-94L00	GUIDE, WATER TUBE	1	
18	17400-94L00	KIT, WATER PUMP REPAIR	1	OPT

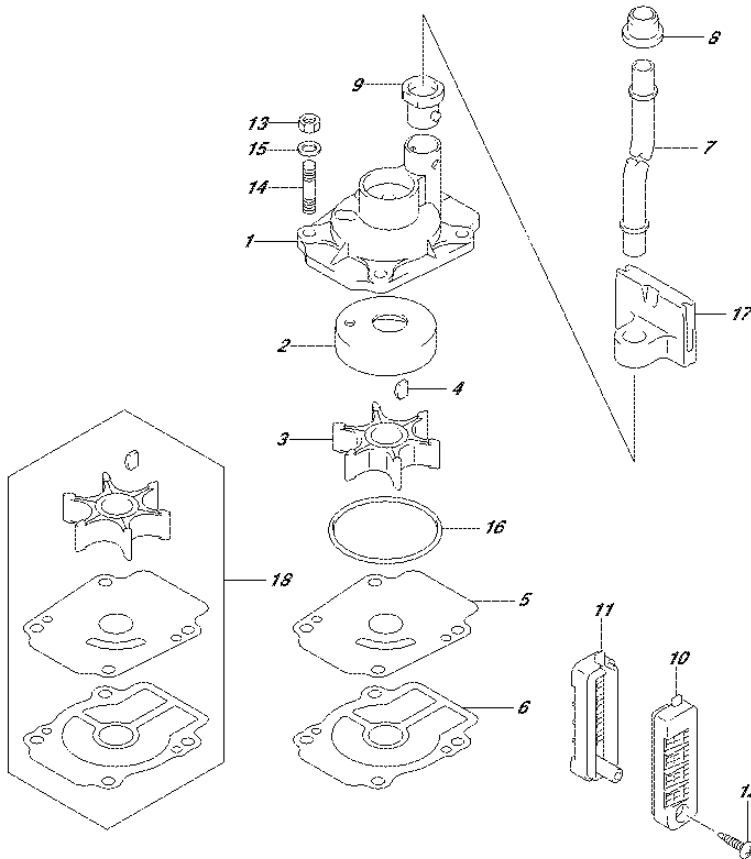


FIG.160G

FIG.160G (1-D-12) WATER PUMP (DF30ATH P01)

REF NO.	PART NO.	DESCRIPTION	Q'TY	REMARKS
1	17411-94L00	CASE, WATER PUMP	1	
2	17413-94L00	SLEEVE, WATER PUMP CASE	1	
3	17461-94L00	IMPELLER, WATER PUMP	1	
4	17462-94L00	KEY, WATER PUMP IMPELLER	1	
5	17471-94L00	PANEL, PUMP CASE UNDER	1	
6	17472-94L00	GASKET, PUMP CASE UNDER	1	
7-1	17561-94L00	TUBE, WATER (S)	1	W/TRANSOM(S)
7-2	17561-94L10	TUBE, WATER (L)	1	W/TRANSOM(L)
8	17562-94L00	GROMMET, WATER TUBE UPPER	1	
9	17564-94L00	GROMMET, WATER TUBE LOWER	1	
10	17631-94L00	FILTER, WATER PORT SIDE	1	
11	17632-94L00	FILTER, WATER STBD SIDE	1	
12	03142-04259	SCREW	1	
13	29141-93J00	NUT	4	
14	09108-06149	STUD BOLD	4	
15	09160-06082	WASHER (6.5X13X1.0)	4	
16	09280-54004	O RING	1	
17	17565-94L00	GUIDE, WATER TUBE	1	
18	17400-94L00	KIT, WATER PUMP REPAIR	1	OPT

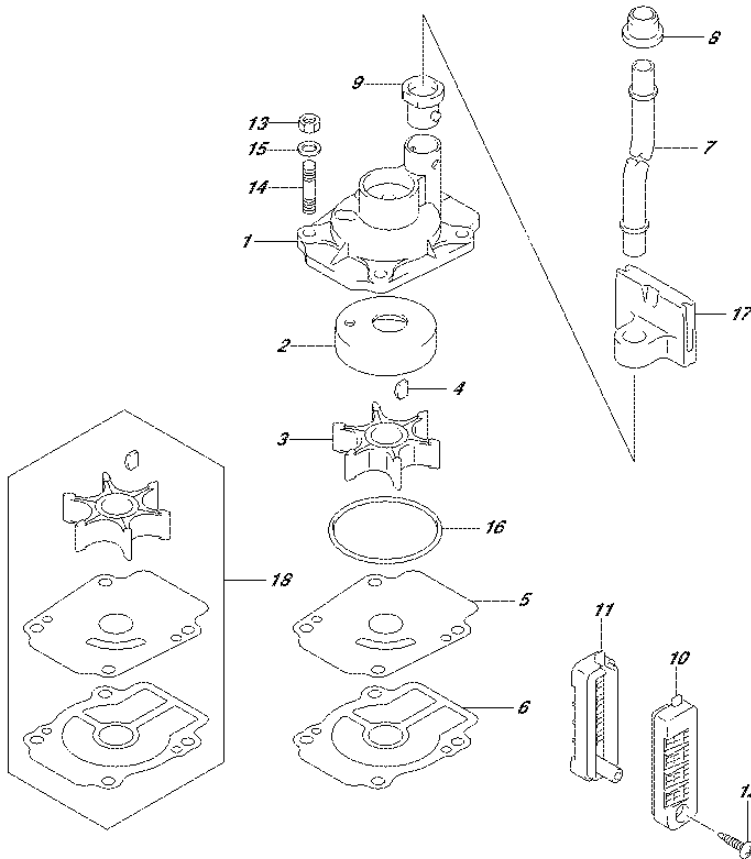


FIG.160H

FIG.160H (1-D-13) WATER PUMP (DF30AQ P01)

REF NO.	PART NO.	DESCRIPTION	Q'TY	REMARKS
1	17411-94L00	CASE, WATER PUMP	1	
2	17413-94L00	SLEEVE, WATER PUMP CASE	1	
3	17461-94L00	IMPELLER, WATER PUMP	1	
4	17462-94L00	KEY, WATER PUMP IMPELLER	1	
5	17471-94L00	PANEL, PUMP CASE UNDER	1	
6	17472-94L00	GASKET, PUMP CASE UNDER	1	
7-1	17561-94L00	TUBE, WATER (S)	1	W/TRANSOM(S)
7-2	17561-94L10	TUBE, WATER (L)	1	W/TRANSOM(L)
8	17562-94L00	GROMMET, WATER TUBE UPPER	1	
9	17564-94L00	GROMMET, WATER TUBE LOWER	1	
10	17631-94L00	FILTER, WATER PORT SIDE	1	
11	17632-94L00	FILTER, WATER STBD SIDE	1	
12	03142-04259	SCREW	1	
13	29141-93J00	NUT	4	
14	09108-06149	STUD BOLD	4	
15	09160-06082	WASHER (6.5X13X1.0)	4	
16	09280-54004	O RING	1	
17	17565-94L00	GUIDE, WATER TUBE	1	
18	17400-94L00	KIT, WATER PUMP REPAIR	1	OPT

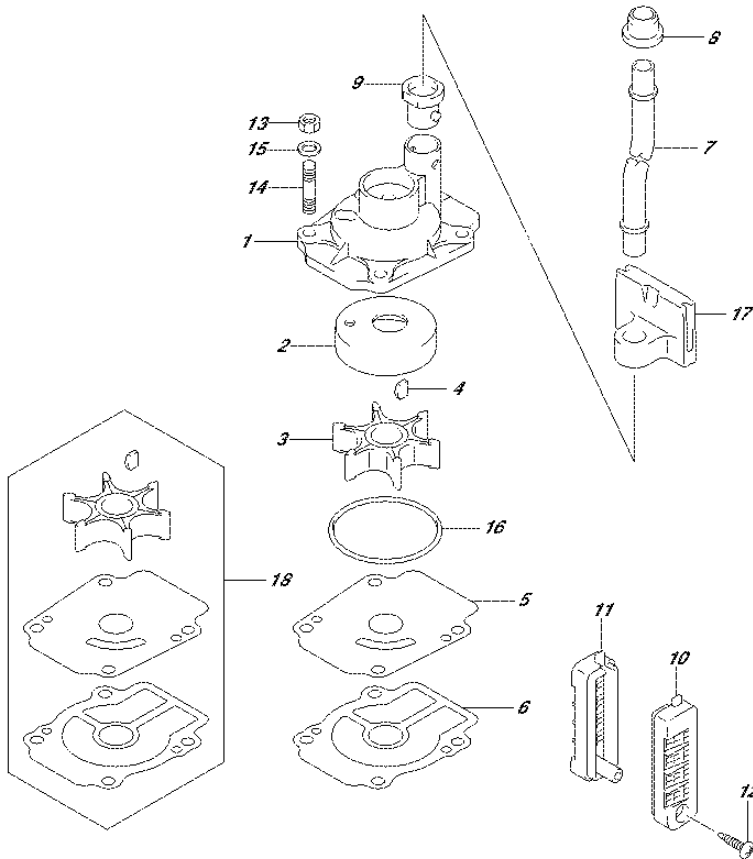


FIG. 162A

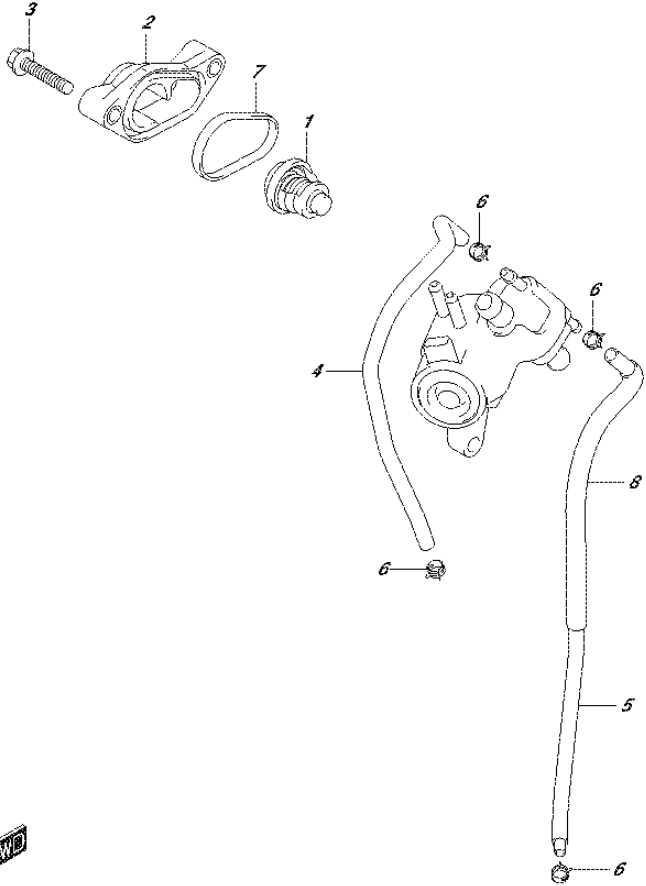


FIG.162A (1-D-14) THERMOSTAT

REF NO.	PART NO.	DESCRIPTION	Q'TY	REMARKS
1	17670-94J00	THERMOSTAT, WATER (60sC)	1	
2	17680-94L00	COVER, THERMOSTAT	1	
3	01550-06307	BOLT	2	
4	17712-94L00	HOSE, WATER (COOLER TO IND)	1	
5	15211-91J00-350	HOSE, WATER (HOUSING TO COOLER)	1	
6	09401-08413	CLIP	4	
7	17685-94L00	SEAL, THERMOSTAT COVER	1	
8	18498-94JM0-170	PROTECTOR, WATER HOSE (170)	1	



FIG.163A

FIG.163A (1-D-15) THROTTLE BODY

REF NO.	PART NO.	DESCRIPTION	Q'TY	REMARKS
1	13300-94L00	BODY ASSY, THROTTLE	1	
2	01550-06207	BOLT	2	

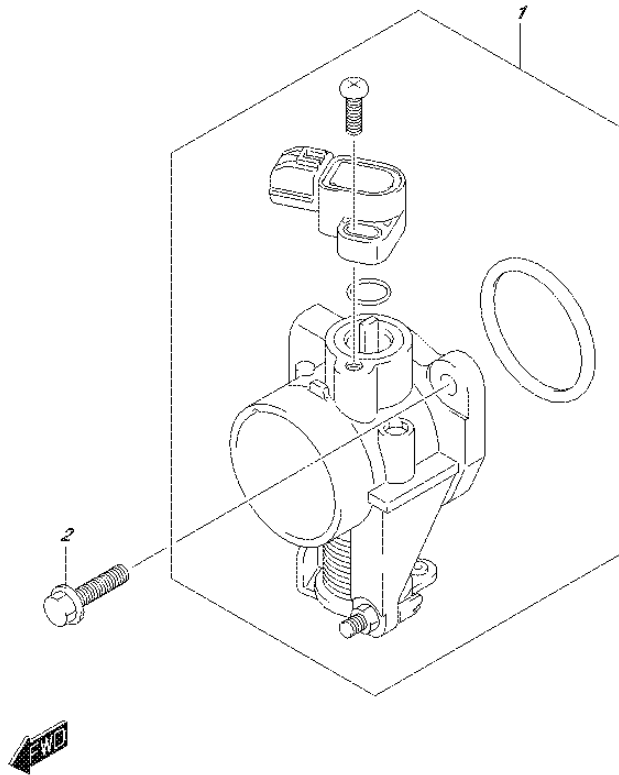


FIG.166A

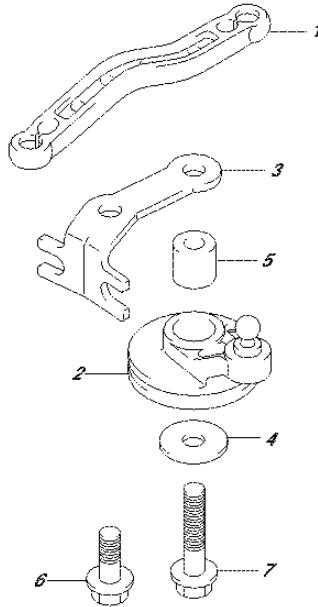


FIG.166A (1-E-2) THROTTLE CONTROL (DF25A P01)

REF NO.	PART NO.	DESCRIPTION	Q'TY	REMARKS
1	19137-94L00	ROD, THROTTLE NO.2	1	
2	19140-94L10	DRUM, THROTTLE CONTROL	1	
3	19184-94L00	HOLDER, THROTTLE CABLE	1	
4	09160-06046	WASHER (6.5X20X1.5)	1	
5	09180-06230	SPACER (6.2X12.6X12.5)	1	
6	01550-06167	BOLT	1	
7	01550-06307	BOLT	1	



FIG.166B

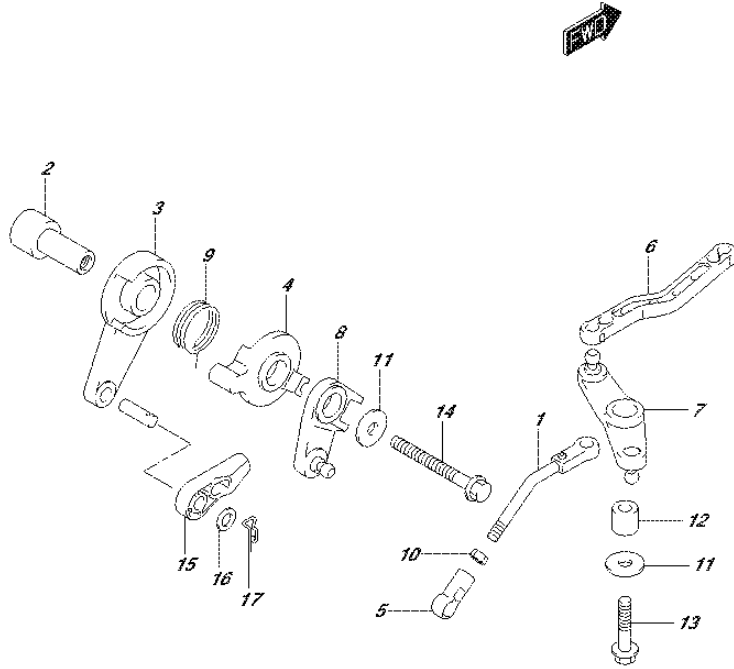


FIG.166B (1-E-3) THROTTLE CONTROL (DF25AR P01)

REF NO.	PART NO.	DESCRIPTION	Q'TY	REMARKS
1	13510-94L00	ROD, THROTTLE NO.1	1	
2	19116-94L00	HOLDER, THROTTLE LEVER	1	
3	19120-99J11	LEVER, THROTTLE CONTROL	1	
4	19122-99J00	LEVER, INTERLINK THROTTLE NO.2	1	
5	19131-95502	CONNECTOR	1	
6	19137-94L00	ROD, THROTTLE NO.2	1	
7	19140-94L00	LEVER, THROTTLE NO.2	1	
8	19140-94L20	LEVER, THROTTLE CONTROL NO.2	1	
9	19185-99J00	SPRING, THROTTLE LEVER	1	
10	09140-05005	NUT	1	
11	09160-06046	WASHER (6.5X20X1.5)	2	
12	09180-06230	SPACER (6.2X12.6X12.5)	1	
13	01550-06257	BOLT	1	
14	01550-06557	BOLT	1	
15	67467-89J01	CONNECTOR	1	
16	09160-06055	WASHER (7X12X1)	1	
17	09385-06012	CLIP	1	

FIG.166C

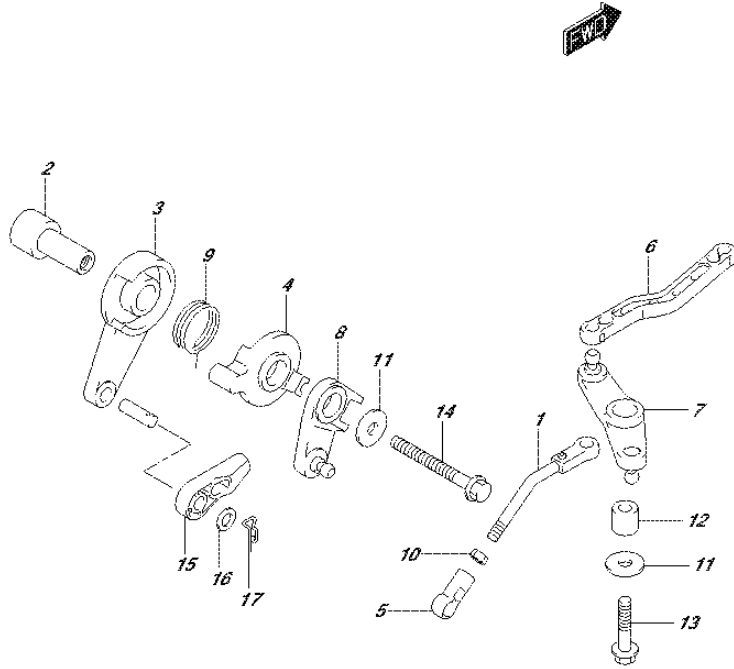


FIG.166C (1-E-4) THROTTLE CONTROL (DF25AT P01)

REF NO.	PART NO.	DESCRIPTION	Q'TY	REMARKS
1	13510-94L00	ROD, THROTTLE NO.1	1	
2	19116-94L00	HOLDER, THROTTLE LEVER	1	
3	19120-99J11	LEVER, THROTTLE CONTROL	1	
4	19122-99J00	LEVER, INTERLINK THROTTLE NO.2	1	
5	19131-95502	CONNECTOR	1	
6	19137-94L00	ROD, THROTTLE NO.2	1	
7	19140-94L00	LEVER, THROTTLE NO.2	1	
8	19140-94L20	LEVER, THROTTLE CONTROL NO.2	1	
9	19185-99J00	SPRING, THROTTLE LEVER	1	
10	09140-05005	NUT	1	
11	09160-06046	WASHER (6.5X20X1.5)	2	
12	09180-06230	SPACER (6.2X12.6X12.5)	1	
13	01550-06257	BOLT	1	
14	01550-06557	BOLT	1	
15	67467-89J01	CONNECTOR	1	
16	09160-06055	WASHER (7X12X1)	1	
17	09385-06012	CLIP	1	

FIG.166D

FIG.166D (1-E-5) THROTTLE CONTROL (DF25ATH P01)

REF NO.	PART NO.	DESCRIPTION	Q'TY	REMARKS
1	19137-94L00	ROD, THROTTLE NO.2	1	
2	19140-94L10	DRUM, THROTTLE CONTROL	1	
3	19184-94L00	HOLDER, THROTTLE CABLE	1	
4	09160-06046	WASHER (6.5X20X1.5)	1	
5	09180-06230	SPACER (6.2X12.6X12.5)	1	
6	01550-06167	BOLT	1	
7	01550-06307	BOLT	1	

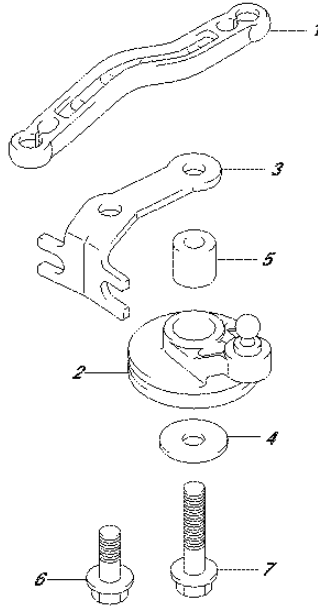


FIG.166E

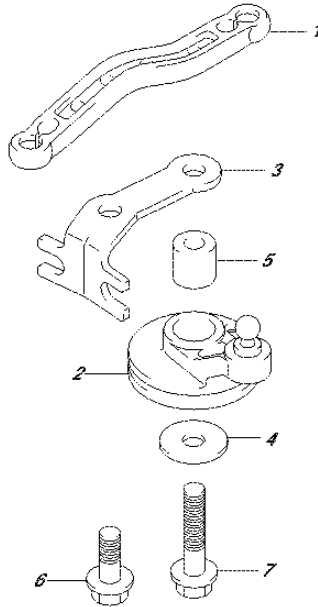


FIG.166E (1-E-6) THROTTLE CONTROL (DF30A P40)

REF NO.	PART NO.	DESCRIPTION	Q'TY	REMARKS
1	19137-94L00	ROD, THROTTLE NO.2	1	
2	19140-94L10	DRUM, THROTTLE CONTROL	1	
3	19184-94L00	HOLDER, THROTTLE CABLE	1	
4	09160-06046	WASHER (6.5X20X1.5)	1	
5	09180-06230	SPACER (6.2X12.6X12.5)	1	
6	01550-06167	BOLT	1	
7	01550-06307	BOLT	1	



FIG.166F

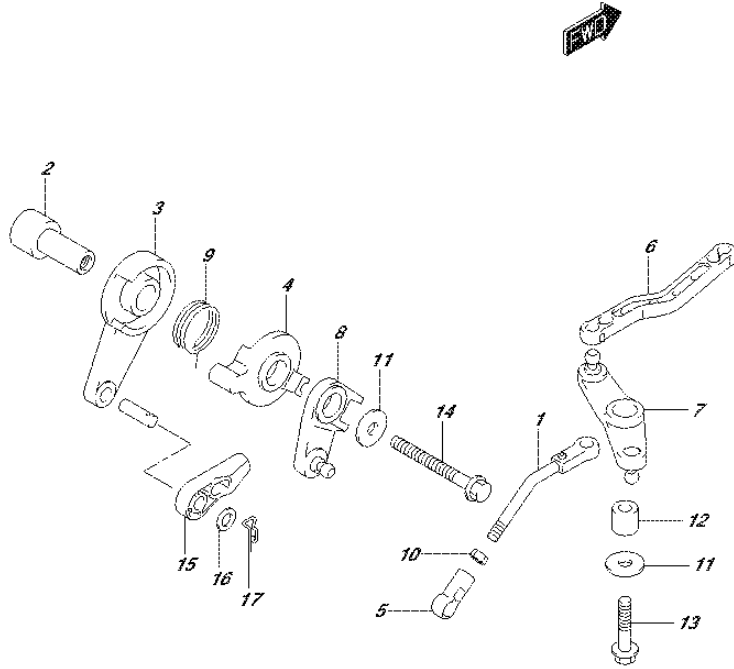


FIG.166F (1-E-7) THROTTLE CONTROL (DF30AT P01)

REF NO.	PART NO.	DESCRIPTION	Q'TY	REMARKS
1	13510-94L00	ROD, THROTTLE NO.1	1	
2	19116-94L00	HOLDER, THROTTLE LEVER	1	
3	19120-99J11	LEVER, THROTTLE CONTROL	1	
4	19122-99J00	LEVER, INTERLINK THROTTLE NO.2	1	
5	19131-95502	CONNECTOR	1	
6	19137-94L00	ROD, THROTTLE NO.2	1	
7	19140-94L00	LEVER, THROTTLE NO.2	1	
8	19140-94L20	LEVER, THROTTLE CONTROL NO.2	1	
9	19185-99J00	SPRING, THROTTLE LEVER	1	
10	09140-05005	NUT	1	
11	09160-06046	WASHER (6.5X20X1.5)	2	
12	09180-06230	SPACER (6.2X12.6X12.5)	1	
13	01550-06257	BOLT	1	
14	01550-06557	BOLT	1	
15	67467-89J01	CONNECTOR	1	
16	09160-06055	WASHER (7X12X1)	1	
17	09385-06012	CLIP	1	

FIG.166G

FIG.166G (1-E-8) THROTTLE CONTROL (DF30ATH P01)

REF NO.	PART NO.	DESCRIPTION	Q'TY	REMARKS
1	19137-94L00	ROD, THROTTLE NO.2	1	
2	19140-94L10	DRUM, THROTTLE CONTROL	1	
3	19184-94L00	HOLDER, THROTTLE CABLE	1	
4	09160-06046	WASHER (6.5X20X1.5)	1	
5	09180-06230	SPACER (6.2X12.6X12.5)	1	
6	01550-06167	BOLT	1	
7	01550-06307	BOLT	1	

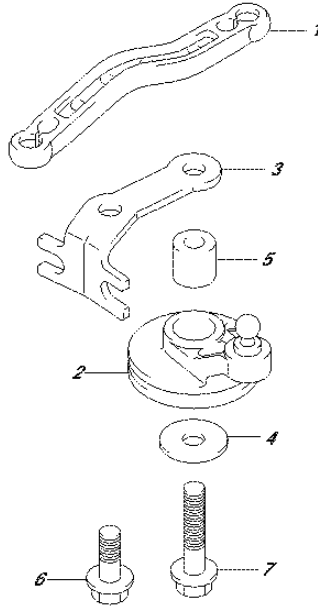


FIG.166H

FIG.166H (1-E-9) THROTTLE CONTROL (DF30AQ P01)

REF NO.	PART NO.	DESCRIPTION	Q'TY	REMARKS
1	19137-94L00	ROD, THROTTLE NO.2	1	
2	19140-94L10	DRUM, THROTTLE CONTROL	1	
3	19184-94L00	HOLDER, THROTTLE CABLE	1	
4	09160-06046	WASHER (6.5X20X1.5)	1	
5	09180-06230	SPACER (6.2X12.6X12.5)	1	
6	01550-06167	BOLT	1	
7	01550-06307	BOLT	1	

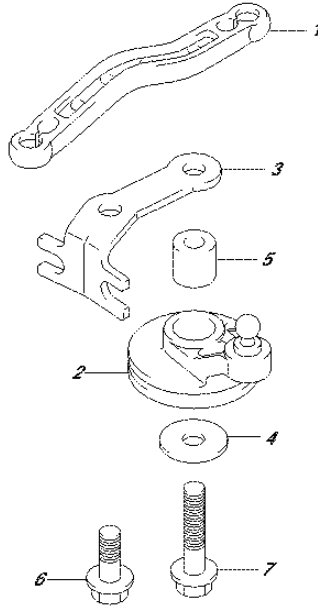


FIG.167A

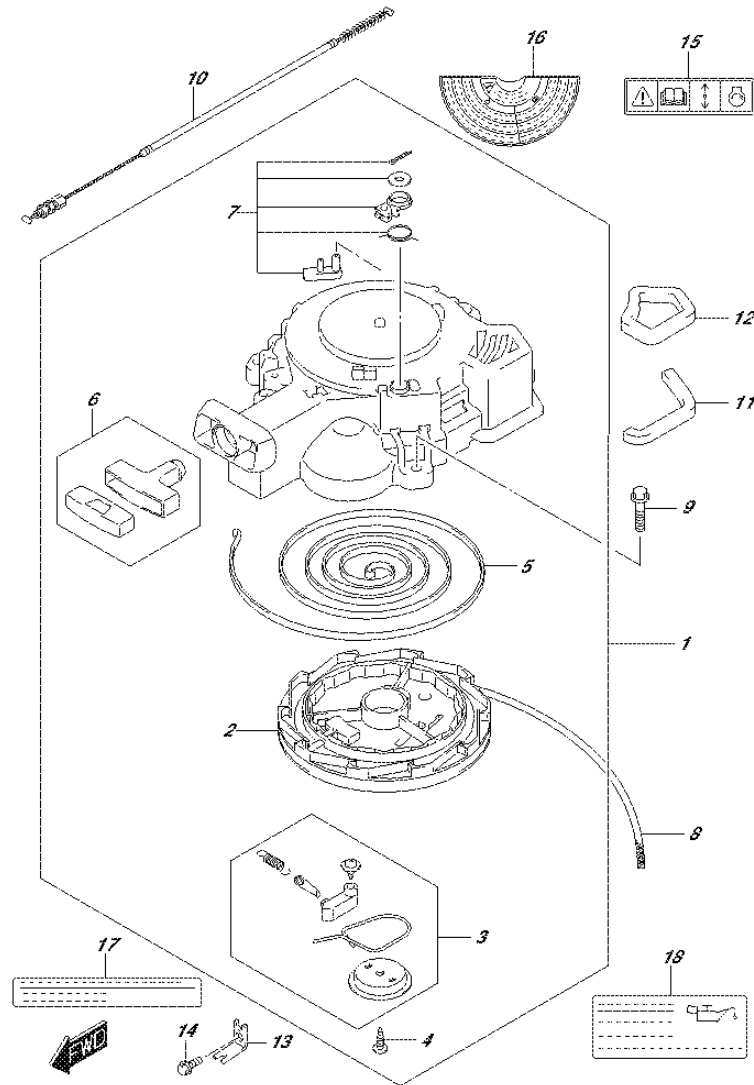


FIG.167A (1-E-10) RECOIL STARTER (DF25A P01)

REF NO.	PART NO.	DESCRIPTION	Q'TY	REMARKS
1	18100-94L00	STARTER ASSY, RECOIL	1	
2	18121-94JL0	.REEL	1	
3	18130-93E01	.RATCHET SET	1	
4	18132-89L00	.SCREW	1	
5	18142-93E00	.SPRING, SPIRAL	1	
6	18210-95L00	.GRIP ASSY	1	
7	18280-93E00	.NSI SET	1	
8	99000-81158-50M	STARTER ROPE 5MMDIA, 50M ROLE	1	OPT L:50000->1200
9	01550-06307	BOLT	3	
10	18290-94L00	CABLE ASSY, NSI	1	
11	18193-94L00	SEAL, AIR RECOIL LOWER	1	
12	18194-94L00	SEAL, AIR RECOIL UPPER	1	
13	18295-94L00	BRACKET, NSI CABLE	1	
14	01550-06167	BOLT	1	
15	69711-93E10	LABEL, S.I.G.P.	1	
16	61472-94J10	LABEL, RECOIL, STARTER	1	
17	61493-94L00	LABEL, CLEARANCE	1	
18	61494-94L00	LABEL, OIL	1	

FIG.167B

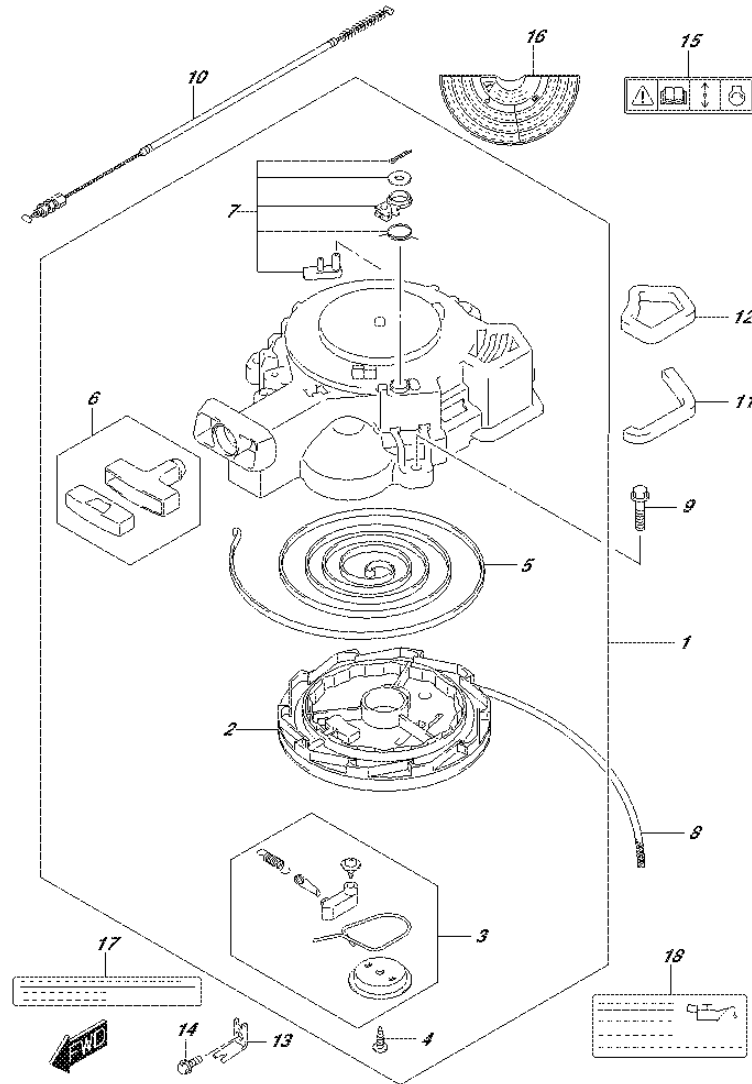


FIG.167B (1-E-11) RECOIL STARTER (DF25AR P01)

REF NO.	PART NO.	DESCRIPTION	Q'TY	REMARKS
1	18100-94L00	STARTER ASSY, RECOIL	1	
2	18121-94JL0	.REEL	1	
3	18130-93E01	.RATCHET SET	1	
4	18132-89L00	.SCREW	1	
5	18142-93E00	.SPRING, SPIRAL	1	
6	18210-95L00	.GRIP ASSY	1	
7	18280-93E00	.NSI SET	1	
8	99000-81158-50M	STARTER ROPE 5MMDIA, 50M ROLE	1	OPT L:50000->1200
9	01550-06307	BOLT	3	
10	18290-94L00	CABLE ASSY, NSI	1	
11	18193-94L00	SEAL, AIR RECOIL LOWER	1	
12	18194-94L00	SEAL, AIR RECOIL UPPER	1	
13	18295-94L00	BRACKET, NSI CABLE	1	
14	01550-06167	BOLT	1	
15	69711-93E10	LABEL, S.I.G.P.	1	
16	61472-94J10	LABEL, RECOIL, STARTER	1	
17	61493-94L00	LABEL, CLEARANCE	1	
18	61494-94L00	LABEL, OIL	1	

FIG.167C

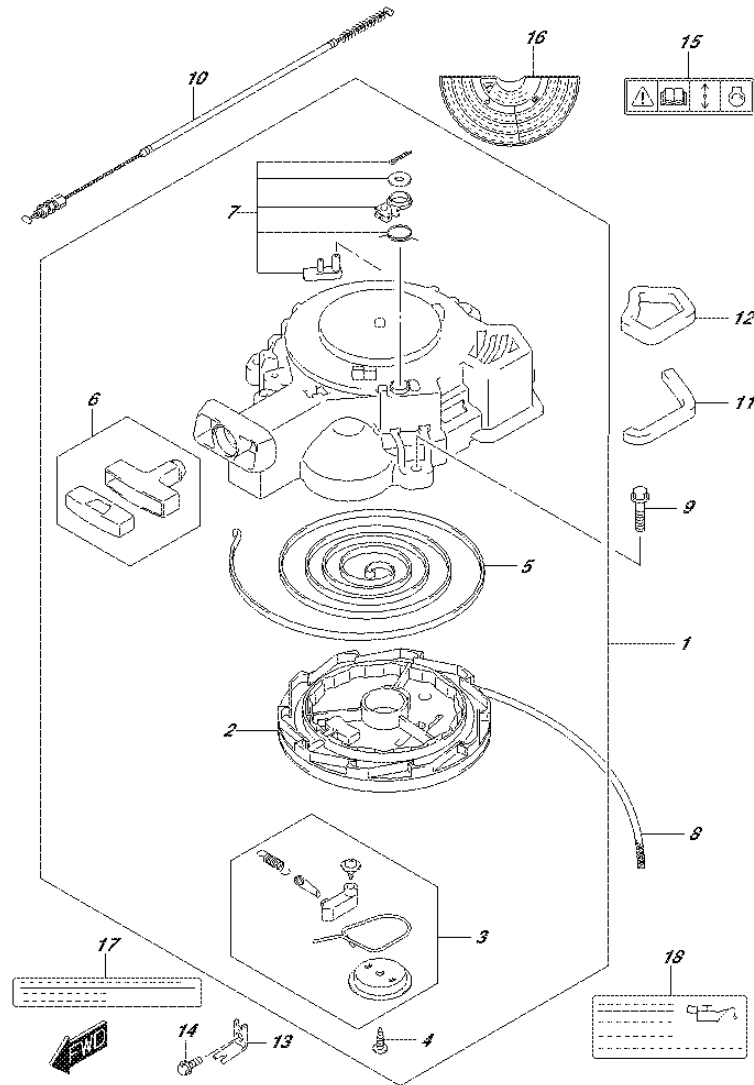


FIG.167C (1-E-12) RECOIL STARTER (DF25AT P01)

REF NO.	PART NO.	DESCRIPTION	Q'TY	REMARKS
1	18100-94L00	STARTER ASSY, RECOIL	1	
2	18121-94JL0	.REEL	1	
3	18130-93E01	.RATCHET SET	1	
4	18132-89L00	.SCREW	1	
5	18142-93E00	.SPRING, SPIRAL	1	
6	18210-95L00	.GRIP ASSY	1	
7	18280-93E00	.NSI SET	1	
8	99000-81158-50M	STARTER ROPE 5MMDIA, 50M ROLE	1	OPT L:50000->1200
9	01550-06307	BOLT	3	
10	18290-94L00	CABLE ASSY, NSI	1	
11	18193-94L00	SEAL, AIR RECOIL LOWER	1	
12	18194-94L00	SEAL, AIR RECOIL UPPER	1	
13	18295-94L00	BRACKET, NSI CABLE	1	
14	01550-06167	BOLT	1	
15	69711-93E10	LABEL, S.I.G.P.	1	
16	61472-94J10	LABEL, RECOIL, STARTER	1	
17	61493-94L00	LABEL, CLEARANCE	1	
18	61494-94L00	LABEL, OIL	1	

FIG.167D

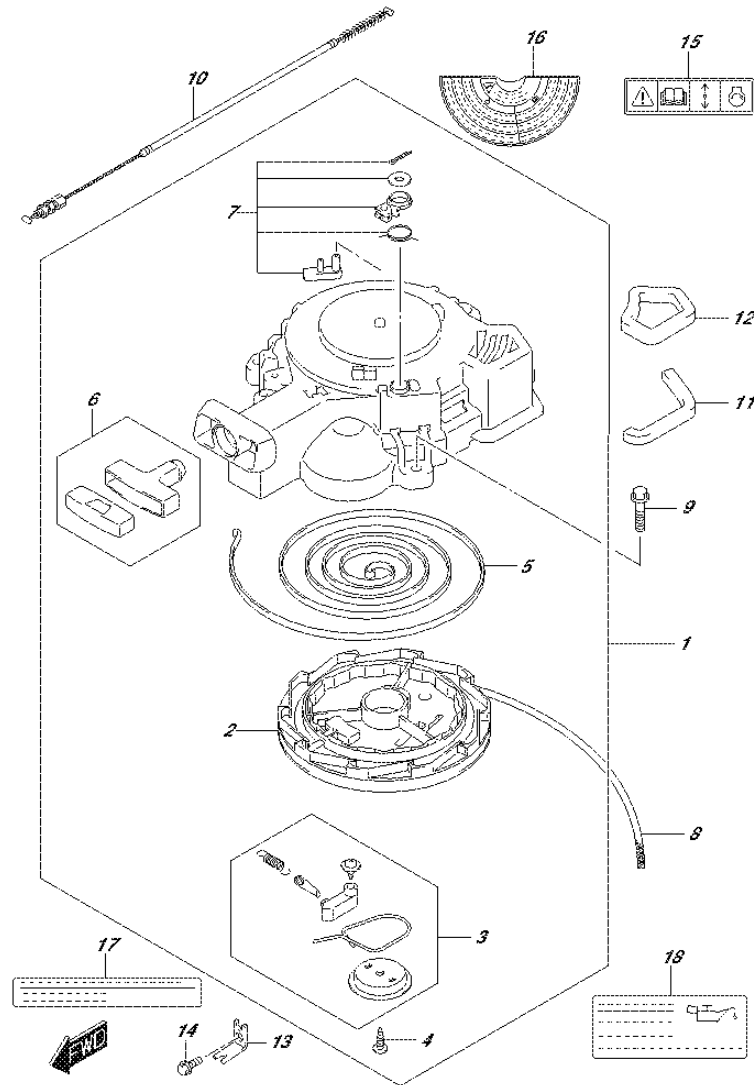


FIG.167D (1-E-13) RECOIL STARTER (DF25ATH P01)

REF NO.	PART NO.	DESCRIPTION	Q'TY	REMARKS
1	18100-94L00	STARTER ASSY, RECOIL	1	
2	18121-94JL0	.REEL	1	
3	18130-93E01	.RATCHET SET	1	
4	18132-89L00	.SCREW	1	
5	18142-93E00	.SPRING, SPIRAL	1	
6	18210-95L00	.GRIP ASSY	1	
7	18280-93E00	.NSI SET	1	
8	99000-81158-50M	STARTER ROPE 5MMDIA, 50M ROLE	1	OPT L:50000->1200
9	01550-06307	BOLT	3	
10	18290-94L00	CABLE ASSY, NSI	1	
11	18193-94L00	SEAL, AIR RECOIL LOWER	1	
12	18194-94L00	SEAL, AIR RECOIL UPPER	1	
13	18295-94L00	BRACKET, NSI CABLE	1	
14	01550-06167	BOLT	1	
15	69711-93E10	LABEL, S.I.G.P.	1	
16	61472-94J10	LABEL, RECOIL, STARTER	1	
17	61493-94L00	LABEL, CLEARANCE	1	
18	61494-94L00	LABEL, OIL	1	

FIG.167E

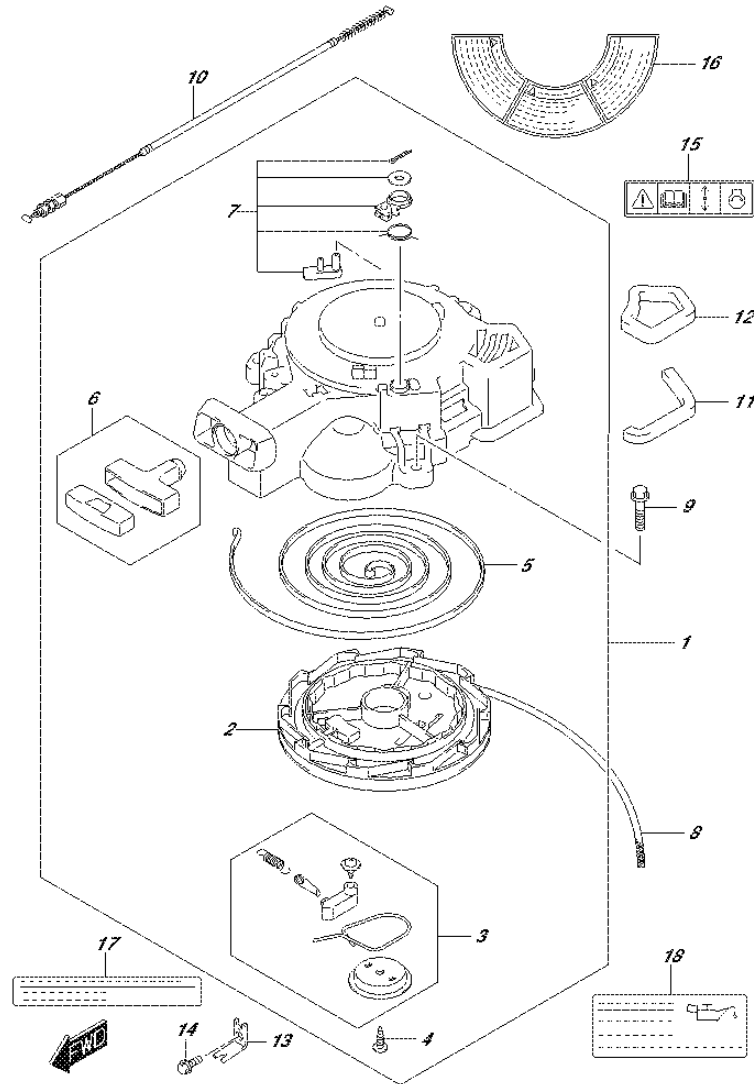


FIG.167E (1-E-14) RECOIL STARTER (DF30A P40)

REF NO.	PART NO.	DESCRIPTION	Q'TY	REMARKS
1	18100-94L00	STARTER ASSY, RECOIL	1	
2	18121-94JL0	.REEL	1	
3	18130-93E01	.RATCHET SET	1	
4	18132-89L00	.SCREW	1	
5	18142-93E00	.SPRING, SPIRAL	1	
6	18210-95L00	.GRIP ASSY	1	
7	18280-93E00	.NSI SET	1	
8	99000-81158-50M	STARTER ROPE 5MMDIA, 50M ROLE	1	OPT L:50000->1200
9	01550-06307	BOLT	3	
10	18290-94L00	CABLE ASSY, NSI	1	
11	18193-94L00	SEAL, AIR RECOIL LOWER	1	
12	18194-94L00	SEAL, AIR RECOIL UPPER	1	
13	18295-94L00	BRACKET, NSI CABLE	1	
14	01550-06167	BOLT	1	
15	69711-93E10	LABEL, S.I.G.P.	1	
16	61472-94J00	LABEL, RECOIL, STARTER	1	
17	61493-94L00	LABEL, CLEARANCE	1	
18	61494-94L00	LABEL, OIL	1	

FIG.167F

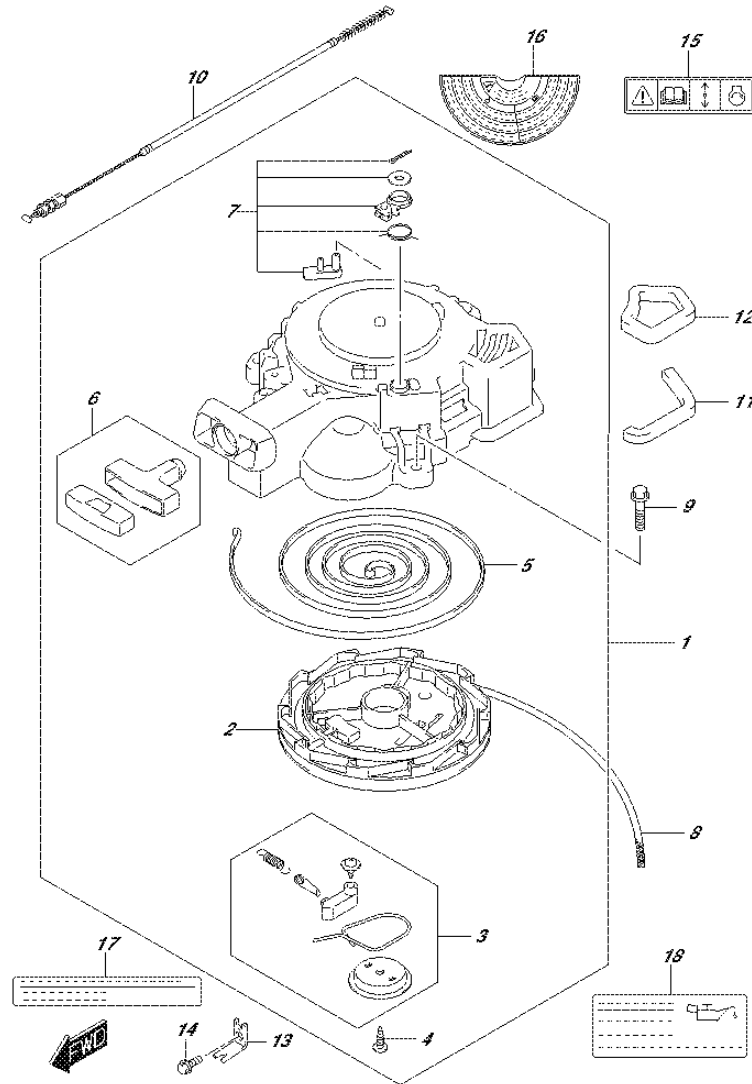


FIG.167F (1-E-15) RECOIL STARTER (DF30AT P01)

REF NO.	PART NO.	DESCRIPTION	Q'TY	REMARKS
1	18100-94L00	STARTER ASSY, RECOIL	1	
2	18121-94JL0	.REEL	1	
3	18130-93E01	.RATCHET SET	1	
4	18132-89L00	.SCREW	1	
5	18142-93E00	.SPRING, SPIRAL	1	
6	18210-95L00	.GRIP ASSY	1	
7	18280-93E00	.NSI SET	1	
8	99000-81158-50M	STARTER ROPE 5MMDIA, 50M ROLE	1	OPT L:50000->1200
9	01550-06307	BOLT	3	
10	18290-94L00	CABLE ASSY, NSI	1	
11	18193-94L00	SEAL, AIR RECOIL LOWER	1	
12	18194-94L00	SEAL, AIR RECOIL UPPER	1	
13	18295-94L00	BRACKET, NSI CABLE	1	
14	01550-06167	BOLT	1	
15	69711-93E10	LABEL, S.I.G.P.	1	
16	61472-94J10	LABEL, RECOIL, STARTER	1	
17	61493-94L00	LABEL, CLEARANCE	1	
18	61494-94L00	LABEL, OIL	1	

FIG.167G

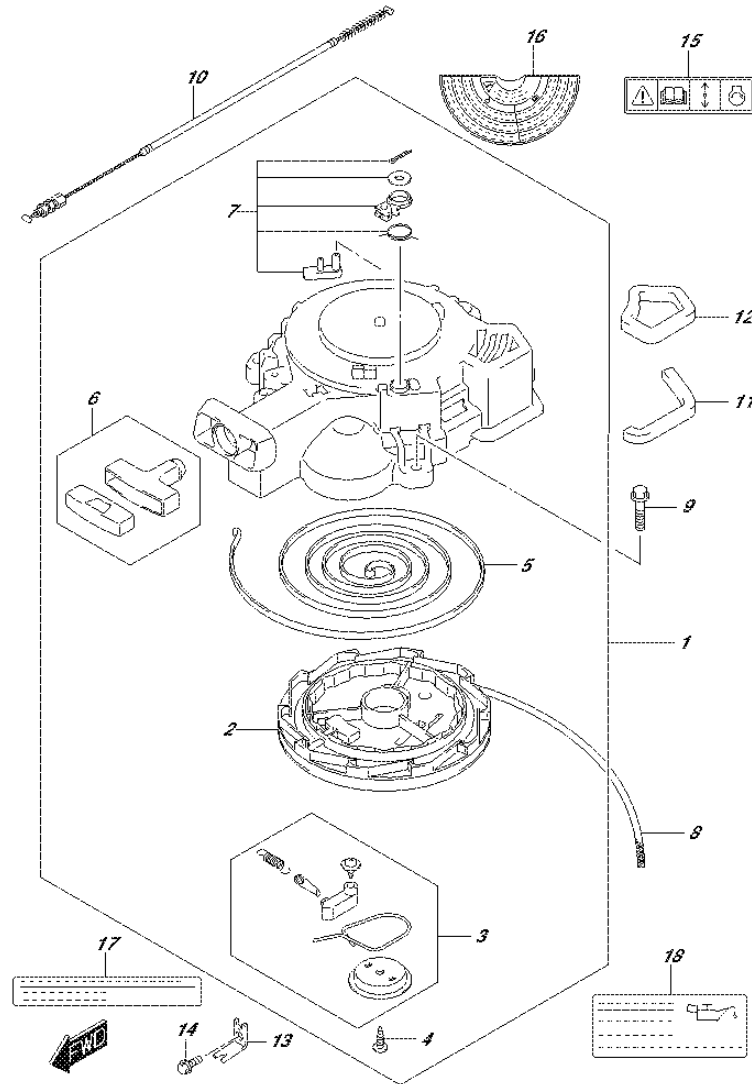


FIG.167G (1-F-2) RECOIL STARTER (DF30ATH P01)

REF NO.	PART NO.	DESCRIPTION	Q'TY	REMARKS
1	18100-94L00	STARTER ASSY, RECOIL	1	
2	18121-94JL0	.REEL	1	
3	18130-93E01	.RATCHET SET	1	
4	18132-89L00	.SCREW	1	
5	18142-93E00	.SPRING, SPIRAL	1	
6	18210-95L00	.GRIP ASSY	1	
7	18280-93E00	.NSI SET	1	
8	99000-81158-50M	STARTER ROPE 5MMDIA, 50M ROLE	1	OPT L:50000->1200
9	01550-06307	BOLT	3	
10	18290-94L00	CABLE ASSY, NSI	1	
11	18193-94L00	SEAL, AIR RECOIL LOWER	1	
12	18194-94L00	SEAL, AIR RECOIL UPPER	1	
13	18295-94L00	BRACKET, NSI CABLE	1	
14	01550-06167	BOLT	1	
15	69711-93E10	LABEL, S.I.G.P.	1	
16	61472-94J10	LABEL, RECOIL, STARTER	1	
17	61493-94L00	LABEL, CLEARANCE	1	
18	61494-94L00	LABEL, OIL	1	

FIG.167H

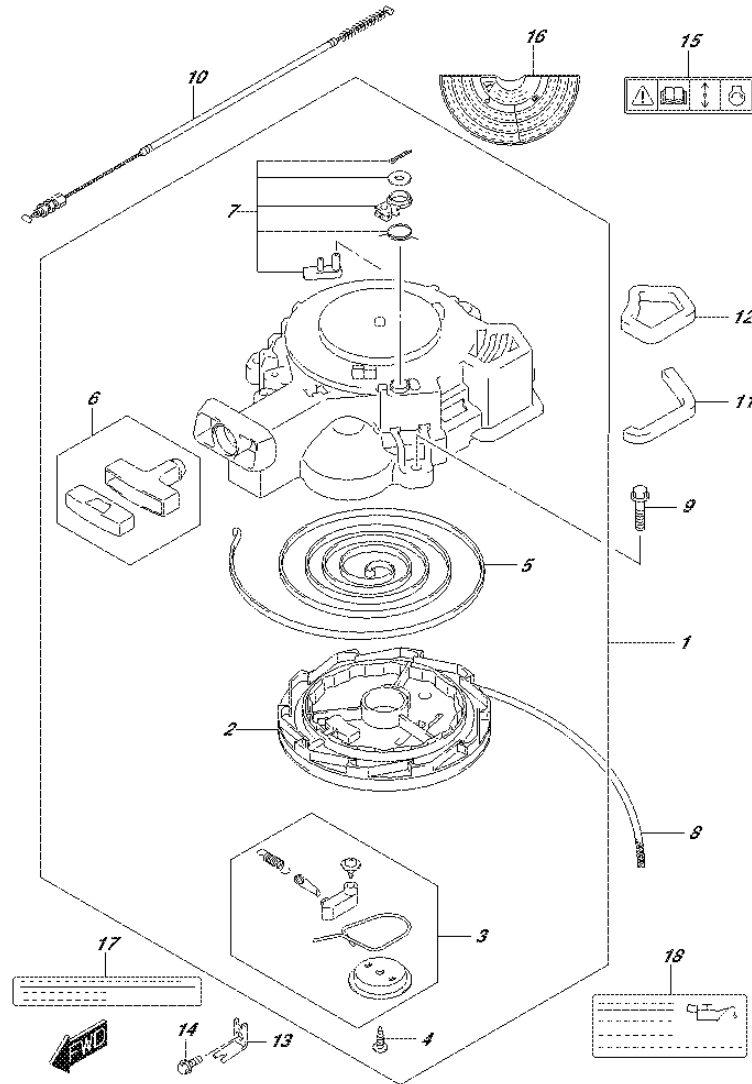


FIG.167H (1-F-3) RECOIL STARTER (DF30AQ P01)

REF NO.	PART NO.	DESCRIPTION	Q'TY	REMARKS
1	18100-94L00	STARTER ASSY, RECOIL	1	
2	18121-94JL0	.REEL	1	
3	18130-93E01	.RATCHET SET	1	
4	18132-89L00	.SCREW	1	
5	18142-93E00	.SPRING, SPIRAL	1	
6	18210-95L00	.GRIP ASSY	1	
7	18280-93E00	.NSI SET	1	
8	99000-81158-50M	STARTER ROPE 5MMDIA, 50M ROLE	1	OPT L:50000->1200
9	01550-06307	BOLT	3	
10	18290-94L00	CABLE ASSY, NSI	1	
11	18193-94L00	SEAL, AIR RECOIL LOWER	1	
12	18194-94L00	SEAL, AIR RECOIL UPPER	1	
13	18295-94L00	BRACKET, NSI CABLE	1	
14	01550-06167	BOLT	1	
15	69711-93E10	LABEL, S.I.G.P.	1	
16	61472-94J10	LABEL, RECOIL, STARTER	1	
17	61493-94L00	LABEL, CLEARANCE	1	
18	61494-94L00	LABEL, OIL	1	

FIG.175A

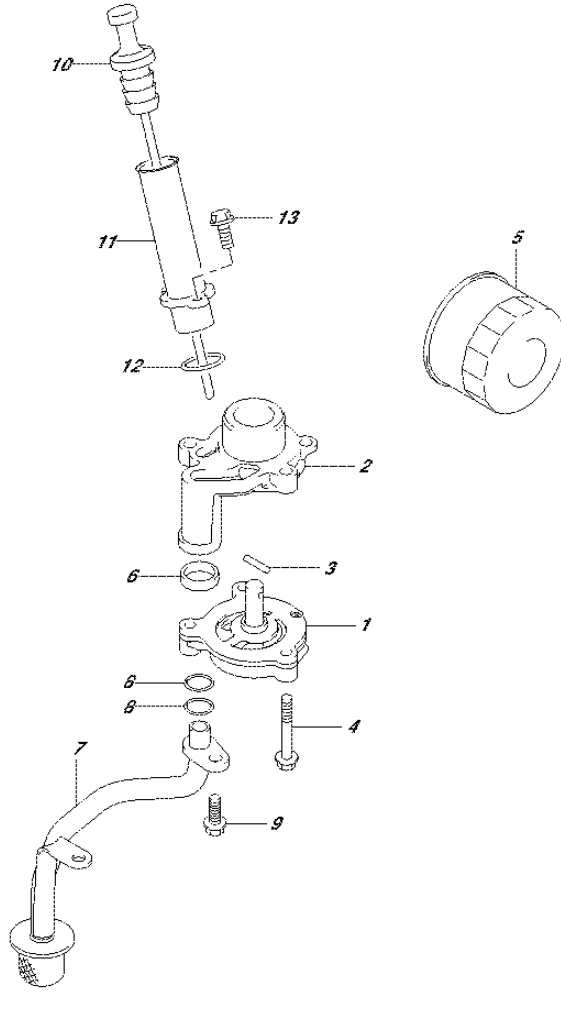


FIG.175A (1-D-5) OIL PUMP

REF NO.	PART NO.	DESCRIPTION	Q'TY	REMARKS
1	16400-94L00	PUMP ASSY, OIL	1	
2	16431-94L00	BLOCK, OIL GALLERY	1	
3	59262-94J00	PIN, OIL PUMP	1	
4	01547-0640A	BOLT	3	
5	16510-87JL0	FILTER ASSY, OIL	1	
6	16519-94L00	SEAL, ENGINE HOLDER	1	
7	16520-94L00	STRAINER, OIL	1	
8	09280-12012	O RING (D:2.4,ID:11.8)	2	
9	01550-0616A	BOLT	2	
10	16910-94L00	GAUGE, OIL LEVEL	1	
11	16930-94L00	GUIDE, OIL LEVEL GAUGE	1	
12	09280-21008	O RING (D:2.5,ID:21)	1	
13	01550-06167	BOLT	2	

FIG.206A

FIG.206A (1-F-4) CLUTCH ROD (DF25A P01)

REF NO.	PART NO.	DESCRIPTION	Q'TY	REMARKS
1	21111-89L00	LEVER, CLUTCH	1	
2	21122-94L00	PLATE, CLUTCH NOTCH	1	
3	21151-94L00	HOLDER, CLUTCH SHAFT	1	
4	21210-94L00	SHAFT, CLUTCH LEVER	1	
5-1	23111-94L00	ROD, CLUTCH (S)	1	W/TRANSOM(S)
5-2	23111-94L10	ROD, CLUTCH (L)	1	W/TRANSOM(L)
6	23115-94L00	LINK, CLUTCH LEVER	1	
7	23211-94L00	ARM, CLUTCH ROD	1	
8	09204-01002	PIN	1	
9	09116-06234	BOLT (6X35)	1	
10	09160-06046	WASHER (6.5X20X1.5)	1	
11	09160-06082	WASHER (6.5X13X1.0)	1	
12	09160-06094	WASHER (6.5X15X1.5)	1	
13	09160-14071	WASHER (13.3X23X1)	1	
14	09164-14008	WASHER	2	
15	09180-06186	SPACER (6.2X12.6X21)	1	
16	09180-06362	SPACER (6.5X10.5X4)	1	
17	09205-04002	SPRING PIN (4X20)	1	
18	09260-10006	BALL	1	
19	09381-14004	CIRCLIP	1	
20	E RING	1		
21	09440-07080	SPRING	1	
22	01550-06127	BOLT	1	
23	01550-06257	BOLT	2	
24	02112-06127	SCREW	2	
25	37724-99J00	ROD, SWITCH PUSH	1	

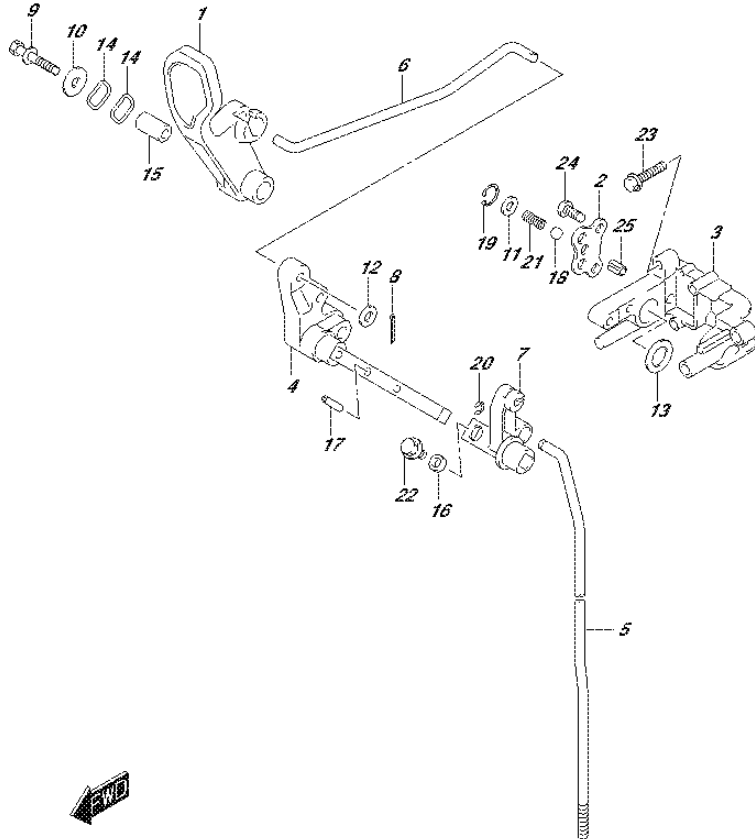


FIG.206B

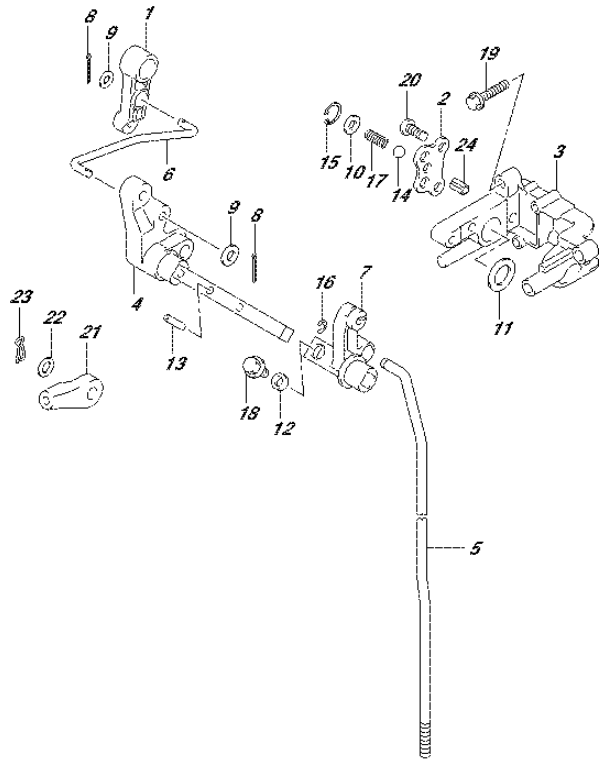


FIG.206B (1-F-5) CLUTCH ROD (DF25AR P01)

REF NO.	PART NO.	DESCRIPTION	Q'TY	REMARKS
1	21110-94L00	LEVER, CLUTCH CONTROL	1	
2	21122-94L00	PLATE, CLUTCH NOTCH	1	
3	21151-94L00	HOLDER, CLUTCH SHAFT	1	
4	21210-94L00	SHAFT, CLUTCH LEVER	1	
5-1	23111-94L00	ROD, CLUTCH (S)	1	W/TRANSOM(S)
5-2	23111-94L10	ROD, CLUTCH (L)	1	W/TRANSOM(L)
6	23115-94L10	LINK, CLUTCH LEVER	1	
7	23211-94L00	ARM, CLUTCH ROD	1	
8	09204-01002	PIN	2	
9	09160-05029	WASHER (5.5X12X0.8)	2	
10	09160-06082	WASHER (6.5X13X1.0)	1	
11	09160-14071	WASHER (13.3X23X1)	1	
12	09180-06362	SPACER (6.5X10.5X4)	1	
13	09205-04002	SPRING PIN (4X20)	1	
14	09260-10006	BALL	1	
15	09381-14004	CIRCLIP	1	
16	09383-04002	E RING	1	
17	09440-07080	SPRING	1	
18	01550-06127	BOLT	1	
19	01550-06257	BOLT	2	
20	02112-06127	SCREW	2	
21	67467-89J01	CONNECTOR	1	
22	09160-06055	WASHER (7X12X1)	1	
23	09385-06012	CLIP	1	
24	37724-99J00	ROD, SWITCH PUSH	1	



FIG.206C

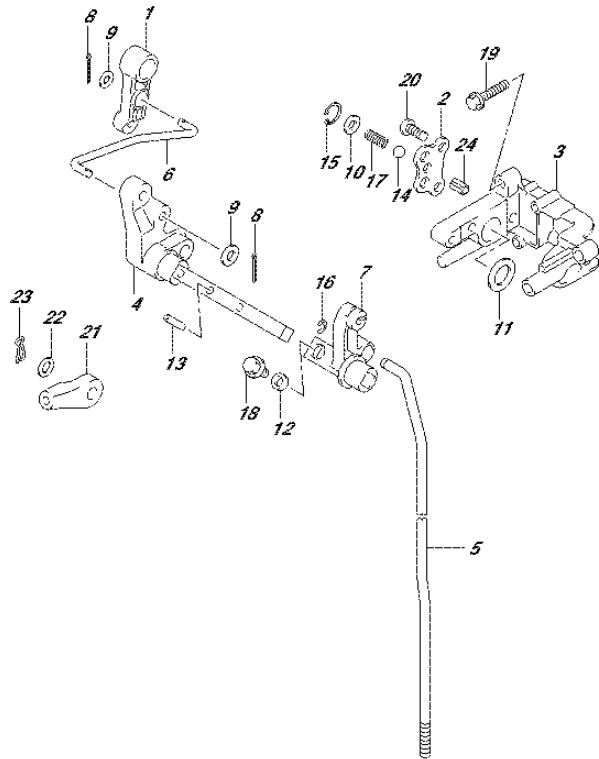


FIG.206C (1-F-6) CLUTCH ROD (DF25AT P01)

REF NO.	PART NO.	DESCRIPTION	Q'TY	REMARKS
1	21110-94L00	LEVER, CLUTCH CONTROL	1	
2	21122-94L00	PLATE, CLUTCH NOTCH	1	
3	21151-94L00	HOLDER, CLUTCH SHAFT	1	
4	21210-94L00	SHAFT, CLUTCH LEVER	1	
5-1	23111-94L00	ROD, CLUTCH (S)	1	W/TRANSOM(S)
5-2	23111-94L10	ROD, CLUTCH (L)	1	W/TRANSOM(L)
6	23115-94L10	LINK, CLUTCH LEVER	1	
7	23211-94L00	ARM, CLUTCH ROD	1	
8	09204-01002	PIN	2	
9	09160-05029	WASHER (5.5X12X0.8)	2	
10	09160-06082	WASHER (6.5X13X1.0)	1	
11	09160-14071	WASHER (13.3X23X1)	1	
12	09180-06362	SPACER (6.5X10.5X4)	1	
13	09205-04002	SPRING PIN (4X20)	1	
14	09260-10006	BALL	1	
15	09381-14004	CIRCLIP	1	
16	09383-04002	E RING	1	
17	09440-07080	SPRING	1	
18	01550-06127	BOLT	1	
19	01550-06257	BOLT	2	
20	02112-06127	SCREW	2	
21	67467-89J01	CONNECTOR	1	
22	09160-06055	WASHER (7X12X1)	1	
23	09385-06012	CLIP	1	
24	37724-99J00	ROD, SWITCH PUSH	1	



FIG.206D

FIG.206D (1-F-7) CLUTCH ROD (DF25ATH P01)

REF NO.	PART NO.	DESCRIPTION	Q'TY	REMARKS
1	21111-89L00	LEVER, CLUTCH	1	
2	21122-94L00	PLATE, CLUTCH NOTCH	1	
3	21151-94L00	HOLDER, CLUTCH SHAFT	1	
4	21210-94L00	SHAFT, CLUTCH LEVER	1	
5-1	23111-94L00	ROD, CLUTCH (S)	1	W/TRANSOM(S)
5-2	23111-94L10	ROD, CLUTCH (L)	1	W/TRANSOM(L)
6	23115-94L00	LINK, CLUTCH LEVER	1	
7	23211-94L00	ARM, CLUTCH ROD	1	
8	09204-01002	PIN	1	
9	09116-06234	BOLT (6X35)	1	
10	09160-06046	WASHER (6.5X20X1.5)	1	
11	09160-06082	WASHER (6.5X13X1.0)	1	
12	09160-06094	WASHER (6.5X15X1.5)	1	
13	09160-14071	WASHER (13.3X23X1)	1	
14	09164-14008	WASHER	2	
15	09180-06186	SPACER (6.2X12.6X21)	1	
16	09180-06362	SPACER (6.5X10.5X4)	1	
17	09205-04002	SPRING PIN (4X20)	1	
18	09260-10006	BALL	1	
19	09381-14004	CIRCLIP	1	
20	E RING	1		
21	09440-07080	SPRING	1	
22	01550-06127	BOLT	1	
23	01550-06257	BOLT	2	
24	02112-06127	SCREW	2	
25	37724-99J00	ROD, SWITCH PUSH	1	

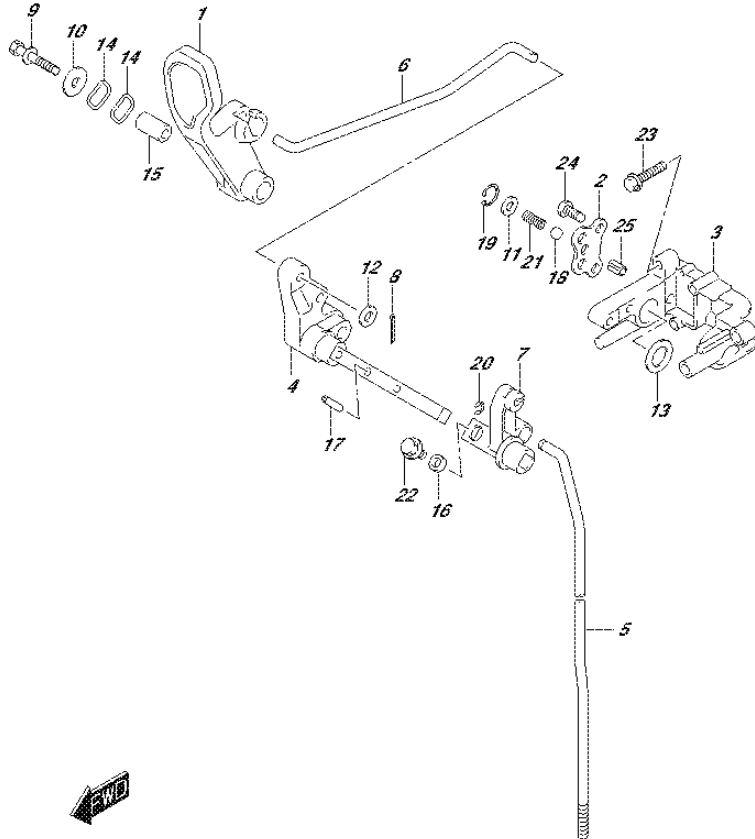


FIG.206E

FIG.206E (1-F-8) CLUTCH ROD (DF30A P40)

REF NO.	PART NO.	DESCRIPTION	Q'TY	REMARKS
1	21111-89L00	LEVER, CLUTCH	1	
2	21122-94L00	PLATE, CLUTCH NOTCH	1	
3	21151-94L00	HOLDER, CLUTCH SHAFT	1	
4	21210-94L00	SHAFT, CLUTCH LEVER	1	
5-1	23111-94L00	ROD, CLUTCH (S)	1	W/TRANSOM(S)
5-2	23111-94L10	ROD, CLUTCH (L)	1	W/TRANSOM(L)
6	23115-94L00	LINK, CLUTCH LEVER	1	
7	23211-94L00	ARM, CLUTCH ROD	1	
8	09204-01002	PIN	1	
9	09116-06234	BOLT (6X35)	1	
10	09160-06046	WASHER (6.5X20X1.5)	1	
11	09160-06082	WASHER (6.5X13X1.0)	1	
12	09160-06094	WASHER (6.5X15X1.5)	1	
13	09160-14071	WASHER (13.3X23X1)	1	
14	09164-14008	WASHER	2	
15	09180-06186	SPACER (6.2X12.6X21)	1	
16	09180-06362	SPACER (6.5X10.5X4)	1	
17	09205-04002	SPRING PIN (4X20)	1	
18	09260-10006	BALL	1	
19	09381-14004	CIRCLIP	1	
20	E RING	1		
21	09440-07080	SPRING	1	
22	01550-06127	BOLT	1	
23	01550-06257	BOLT	2	
24	02112-06127	SCREW	2	
25	37724-99J00	ROD, SWITCH PUSH	1	

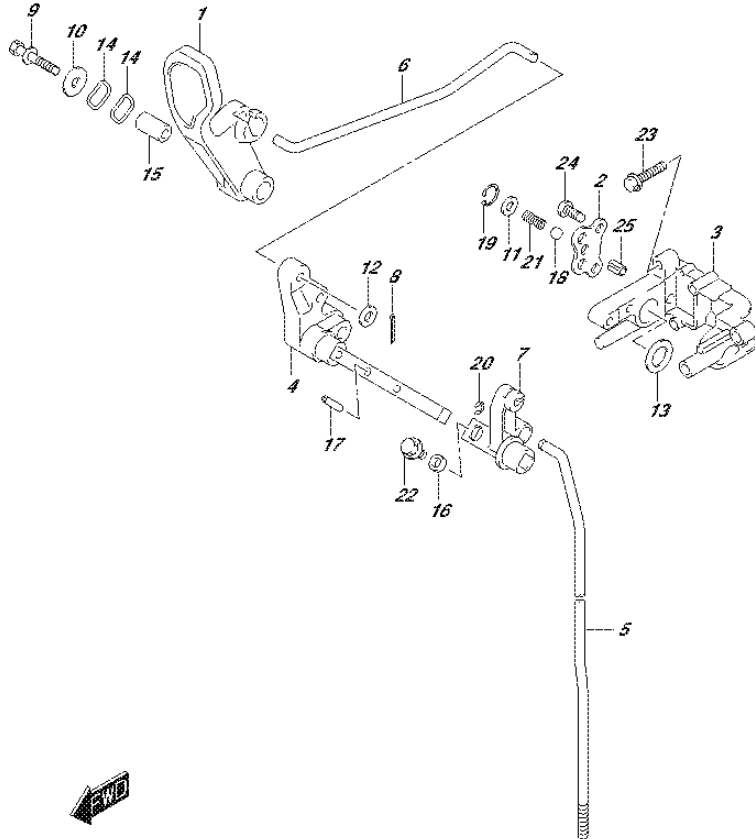


FIG.206F

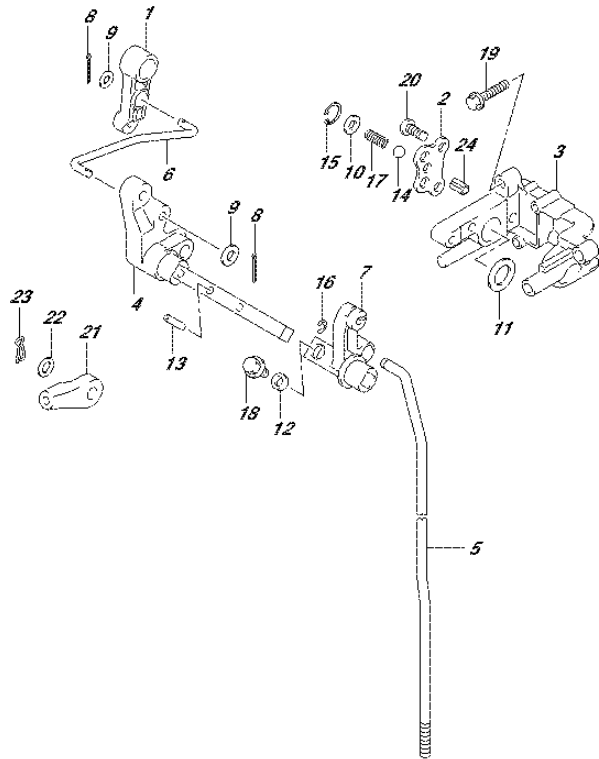


FIG.206F (1-F-9) CLUTCH ROD (DF30AT P01)

REF NO.	PART NO.	DESCRIPTION	Q'TY	REMARKS
1	21110-94L00	LEVER, CLUTCH CONTROL	1	
2	21122-94L00	PLATE, CLUTCH NOTCH	1	
3	21151-94L00	HOLDER, CLUTCH SHAFT	1	
4	21210-94L00	SHAFT, CLUTCH LEVER	1	
5-1	23111-94L00	ROD, CLUTCH (S)	1	W/TRANSOM(S)
5-2	23111-94L10	ROD, CLUTCH (L)	1	W/TRANSOM(L)
6	23115-94L10	LINK, CLUTCH LEVER	1	
7	23211-94L00	ARM, CLUTCH ROD	1	
8	09204-01002	PIN	2	
9	09160-05029	WASHER (5.5X12X0.8)	2	
10	09160-06082	WASHER (6.5X13X1.0)	1	
11	09160-14071	WASHER (13.3X23X1)	1	
12	09180-06362	SPACER (6.5X10.5X4)	1	
13	09205-04002	SPRING PIN (4X20)	1	
14	09260-10006	BALL	1	
15	09381-14004	CIRCLIP	1	
16	09383-04002	E RING	1	
17	09440-07080	SPRING	1	
18	01550-06127	BOLT	1	
19	01550-06257	BOLT	2	
20	02112-06127	SCREW	2	
21	67467-89J01	CONNECTOR	1	
22	09160-06055	WASHER (7X12X1)	1	
23	09385-06012	CLIP	1	
24	37724-99J00	ROD, SWITCH PUSH	1	



FIG.206G

FIG.206G (1-F-10) CLUTCH ROD (DF30ATH P01)

REF NO.	PART NO.	DESCRIPTION	Q'TY	REMARKS
1	21111-89L00	LEVER, CLUTCH	1	
2	21122-94L00	PLATE, CLUTCH NOTCH	1	
3	21151-94L00	HOLDER, CLUTCH SHAFT	1	
4	21210-94L00	SHAFT, CLUTCH LEVER	1	
5-1	23111-94L00	ROD, CLUTCH (S)	1	W/TRANSOM(S)
5-2	23111-94L10	ROD, CLUTCH (L)	1	W/TRANSOM(L)
6	23115-94L00	LINK, CLUTCH LEVER	1	
7	23211-94L00	ARM, CLUTCH ROD	1	
8	09204-01002	PIN	1	
9	09116-06234	BOLT (6X35)	1	
10	09160-06046	WASHER (6.5X20X1.5)	1	
11	09160-06082	WASHER (6.5X13X1.0)	1	
12	09160-06094	WASHER (6.5X15X1.5)	1	
13	09160-14071	WASHER (13.3X23X1)	1	
14	09164-14008	WASHER	2	
15	09180-06186	SPACER (6.2X12.6X21)	1	
16	09180-06362	SPACER (6.5X10.5X4)	1	
17	09205-04002	SPRING PIN (4X20)	1	
18	09260-10006	BALL	1	
19	09381-14004	CIRCLIP	1	
20	E RING	1		
21	09440-07080	SPRING	1	
22	01550-06127	BOLT	1	
23	01550-06257	BOLT	2	
24	02112-06127	SCREW	2	
25	37724-99J00	ROD, SWITCH PUSH	1	

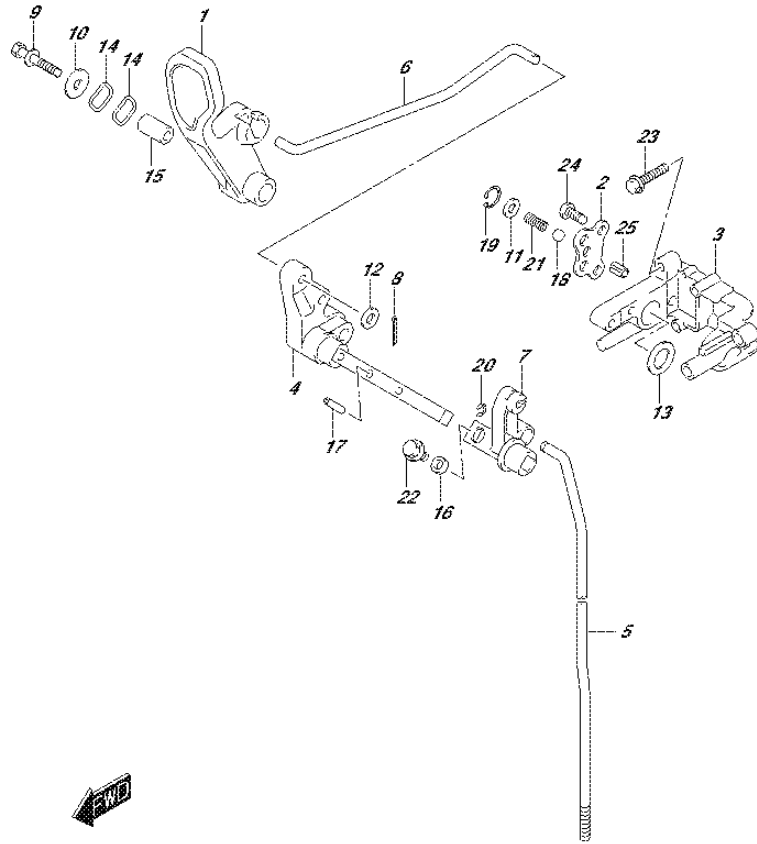


FIG.206H

FIG.206H (1-F-11) CLUTCH ROD (DF30AQ P01)

REF NO.	PART NO.	DESCRIPTION	Q'TY	REMARKS
1	21111-89L00	LEVER, CLUTCH	1	
2	21122-94L00	PLATE, CLUTCH NOTCH	1	
3	21151-94L00	HOLDER, CLUTCH SHAFT	1	
4	21210-94L00	SHAFT, CLUTCH LEVER	1	
5-1	23111-94L00	ROD, CLUTCH (S)	1	W/TRANSOM(S)
5-2	23111-94L10	ROD, CLUTCH (L)	1	W/TRANSOM(L)
6	23115-94L00	LINK, CLUTCH LEVER	1	
7	23211-94L00	ARM, CLUTCH ROD	1	
8	09204-01002	PIN	1	
9	09116-06234	BOLT (6X35)	1	
10	09160-06046	WASHER (6.5X20X1.5)	1	
11	09160-06082	WASHER (6.5X13X1.0)	1	
12	09160-06094	WASHER (6.5X15X1.5)	1	
13	09160-14071	WASHER (13.3X23X1)	1	
14	09164-14008	WASHER	2	
15	09180-06186	SPACER (6.2X12.6X21)	1	
16	09180-06362	SPACER (6.5X10.5X4)	1	
17	09205-04002	SPRING PIN (4X20)	1	
18	09260-10006	BALL	1	
19	09381-14004	CIRCLIP	1	
20	E RING	1		
21	09440-07080	SPRING	1	
22	01550-06127	BOLT	1	
23	01550-06257	BOLT	2	
24	02112-06127	SCREW	2	
25	37724-99J00	ROD, SWITCH PUSH	1	

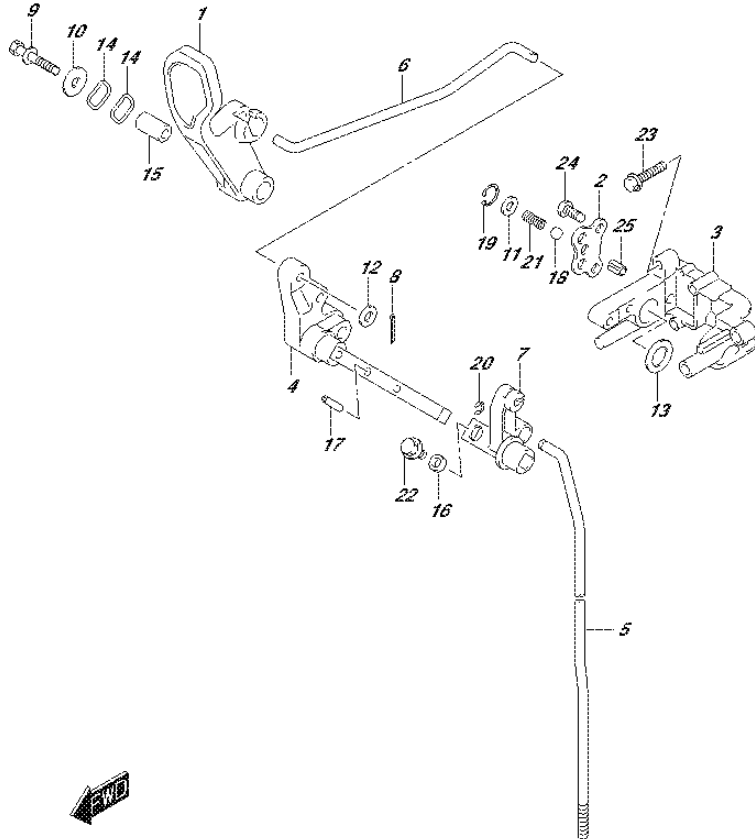


FIG.210A

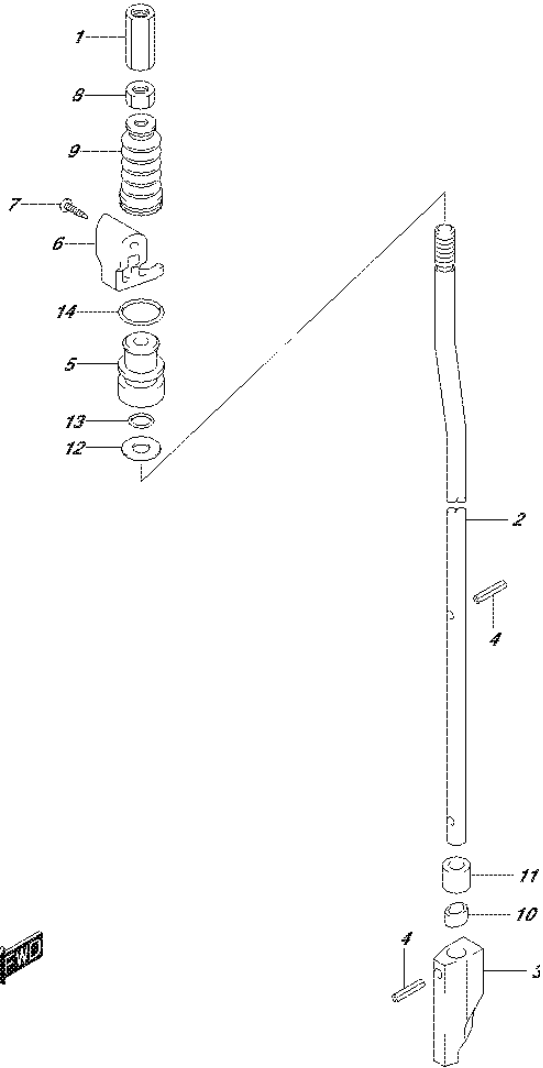


FIG.210A (1-F-12) SHIFT ROD

REF NO.	PART NO.	DESCRIPTION	Q'TY	REMARKS
1	23311-95J00	CONNECTOR, CLUTCH ROD	1	
2	25111-94L00	ROD, SHIFT(S&L)	1	
3	25311-94L00	CAM, SHIFT	1	
4	09205-02004	SPRING PIN (2.5X12)	2	
5	25211-94L00	GUIDE, SHIFT ROD	1	
6	25215-94L00	STOPPER, SHIFT ROD GUIDE	1	
7	03142-0416C	SCREW	2	
8	29141-93J00	NUT	1	
9	25222-94L00	BOOT, SHIFT ROD	1	
10	25231-96301	HOLDER, MAGNETO	1	
11	25232-96302	MAGNETO, GEAR CASE	1	
12	09160-06082	WASHER (6.5X13X1.0)	1	
13	09280-06012	O RING (D:1.7,ID:5.8)	1	
14	09280-13005	O RING (D:3.5,ID:12.8)	1	

FIG.220A

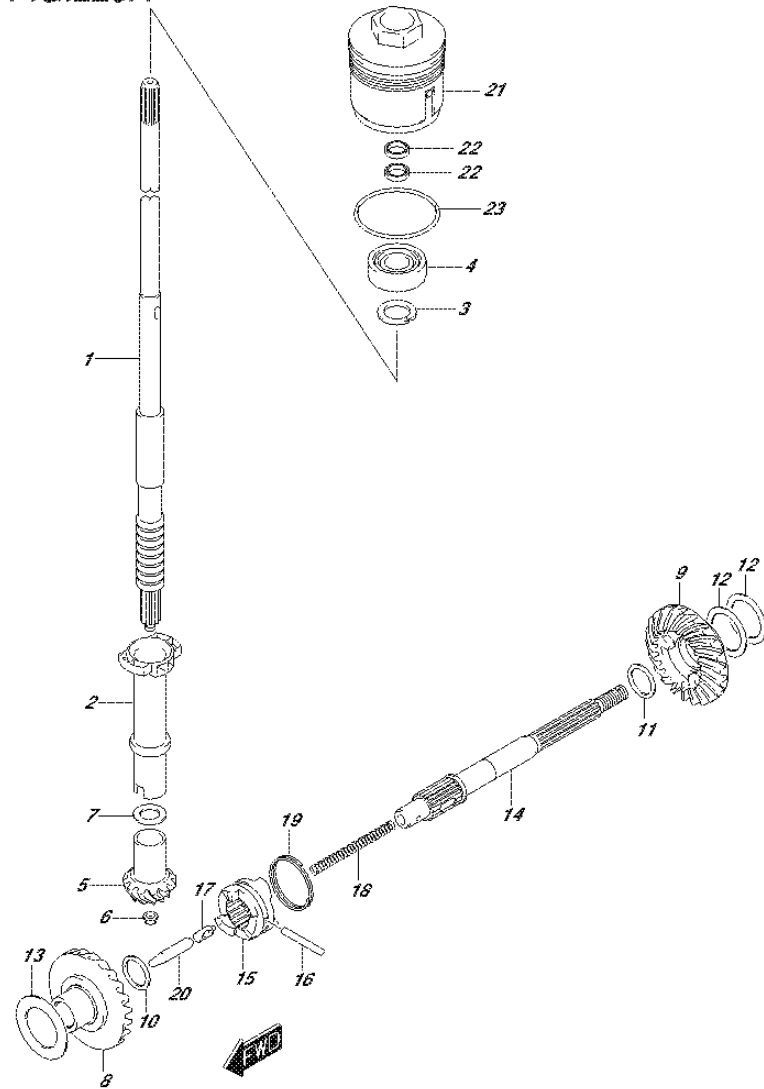


FIG.220A (1-F-13) TRANSMISSION (DF25A P01)

REF NO.	PART NO.	DESCRIPTION	Q'TY	REMARKS
1-1	57110-94L00	SHAFT, DRIVE (S) (NT:10)	1	W/TRANSOM(S)
1-2	57110-94L10	SHAFT, DRIVE (L) (NT:10)	1	W/TRANSOM(L)
2	57133-94L00	COLLAR, DRIVE SHAFT	1	
3	09166-17005	WASHER	1	
4	09265-17002	BEARING (17X40X17.25)	1	
5	57311-91L00	PINION (NT:11)	1	
6	09159-08046	NUT	1	
7-1	09160-15030	WASHER (T:1.7)	1	
7-2	09160-15031	WASHER (T:1.8)	1	
7-3	09160-15032	WASHER (T:1.9)	1	
7-4	08211-15203	WASHER (T:2.0)	1	
7-5	09160-15033	WASHER (T:2.1)	1	
7-6	08211-15204	WASHER (T:2.2)	1	
7-7	09160-15053	WASHER (T:2.3)	1	
7-8	09160-15054	WASHER (T:2.4)	1	
8	57510-94L00	GEAR, FORWARD (NT:23)	1	
9	57521-94L00	GEAR, REVERSE (NT:23)	1	
10	09181-16008	SHIM (16X24X2)	1	FWD
11-1	09160-20068	WASHER (T:1.6)	1	REV
11-2	09160-20069	WASHER (T:1.8)	1	REV
11-3	09160-20070	WASHER (T:2.0)	1	REV
11-4	09160-20071	WASHER (T:2.2)	1	REV
11-5	09160-20072	WASHER (T:2.4)	1	REV
11-6	09160-20073	WASHER (T:2.6)	1	REV
12-1	08221-30404	SHIM (T:0.2)	2	REV
12-2	09181-30158	SHIM (T:0.5)	1	REV
12-3	09181-30162	SHIM (T:0.8)	1	REV

FIG.220A

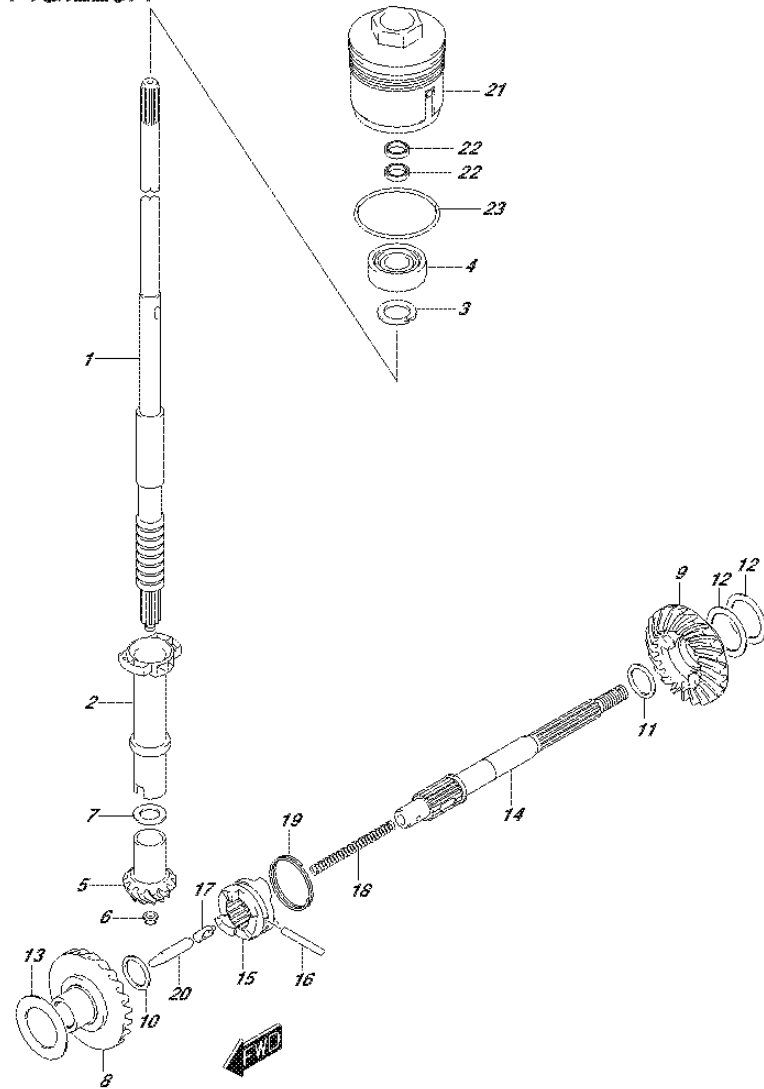


FIG.220A (1-F-14) TRANSMISSION (DF25A P01)

REF NO.	PART NO.	DESCRIPTION	Q'TY	REMARKS
13-1	09181-25190	SHIM (T:0.8)	1	FWD
13-2	09181-25248	SHIM (T:0.9)	1	FWD
13-3	09181-25251	SHIM (T:1.0)	1	FWD
13-4	09160-25032	WASHER (T:1.1)	1	FWD
13-5	09160-25033	WASHER (T:1.2)	1	FWD
13-6	09160-25034	WASHER (T:1.3)	1	FWD
13-7	09160-25035	WASHER (T:1.4)	1	FWD
13-8	09181-25268	SHIM (T:1.5)	1	FWD
14	57610-96311	SHAFT, PROPELLER	1	
15	57621-91L10	SHIFTER, CLUTCH DOG	1	
16	09202-05021	PIN (5X34)	1	
17	09209-08016	PIN	1	
18	09440-07074	SPRING	1	
19	09440-35004	SPRING	1	
20	57631-95JL0	ROD, PUSH	1	
21	56130-94L00	HOUSING, DRIVE SHAFT OIL SEAL	1	
22	09282-17006	.OIL SEAL (17X30X4.5)	2	
23	09280-50009	O RING (D:3.1,ID:48.7)	1	

FIG.220B

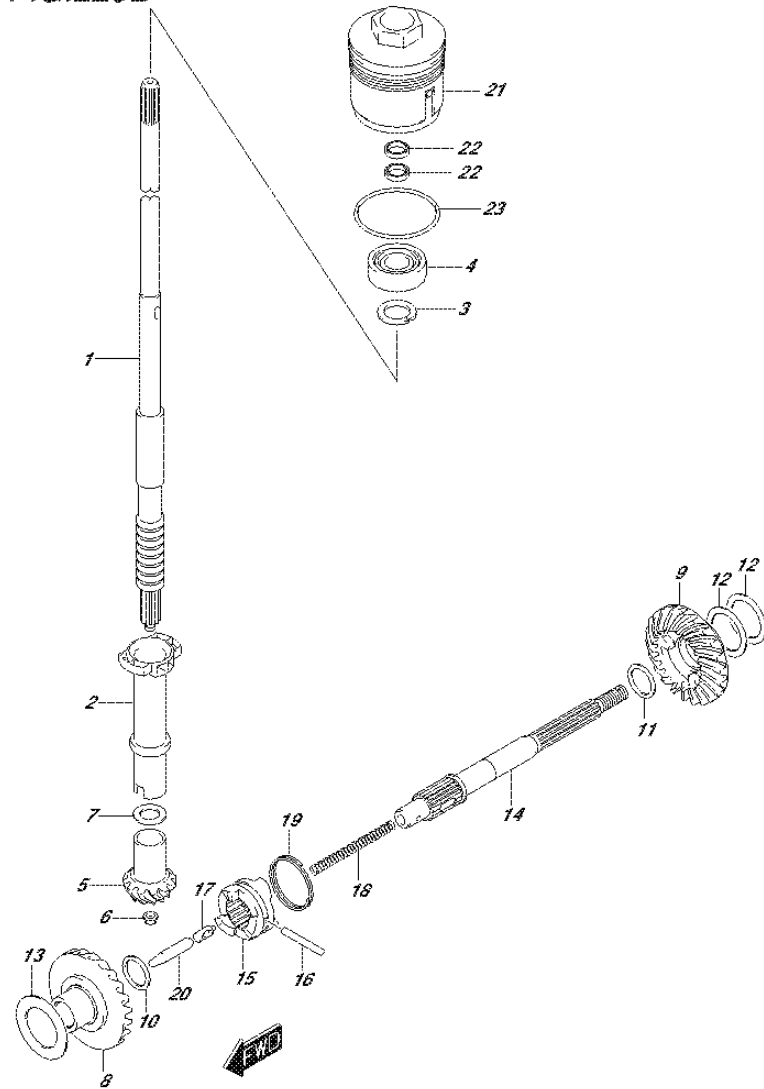


FIG.220B (1-F-13) TRANSMISSION (DF25AR P01)

REF NO.	PART NO.	DESCRIPTION	Q'TY	REMARKS
1-1	57110-94L00	SHAFT, DRIVE (S) (NT:10)	1	W/TRANSOM(S)
1-2	57110-94L10	SHAFT, DRIVE (L) (NT:10)	1	W/TRANSOM(L)
2	57133-94L00	COLLAR, DRIVE SHAFT	1	
3	09166-17005	WASHER	1	
4	09265-17002	BEARING (17X40X17.25)	1	
5	57311-91L00	PINION (NT:11)	1	
6	09159-08046	NUT	1	
7-1	09160-15030	WASHER (T:1.7)	1	
7-2	09160-15031	WASHER (T:1.8)	1	
7-3	09160-15032	WASHER (T:1.9)	1	
7-4	08211-15203	WASHER (T:2.0)	1	
7-5	09160-15033	WASHER (T:2.1)	1	
7-6	08211-15204	WASHER (T:2.2)	1	
7-7	09160-15053	WASHER (T:2.3)	1	
7-8	09160-15054	WASHER (T:2.4)	1	
8	57510-94L00	GEAR, FORWARD (NT:23)	1	
9	57521-94L00	GEAR, REVERSE (NT:23)	1	
10	09181-16008	SHIM (16X24X2)	1	FWD
11-1	09160-20068	WASHER (T:1.6)	1	REV
11-2	09160-20069	WASHER (T:1.8)	1	REV
11-3	09160-20070	WASHER (T:2.0)	1	REV
11-4	09160-20071	WASHER (T:2.2)	1	REV
11-5	09160-20072	WASHER (T:2.4)	1	REV
11-6	09160-20073	WASHER (T:2.6)	1	REV
12-1	08221-30404	SHIM (T:0.2)	2	REV
12-2	09181-30158	SHIM (T:0.5)	1	REV
12-3	09181-30162	SHIM (T:0.8)	1	REV

FIG.220B

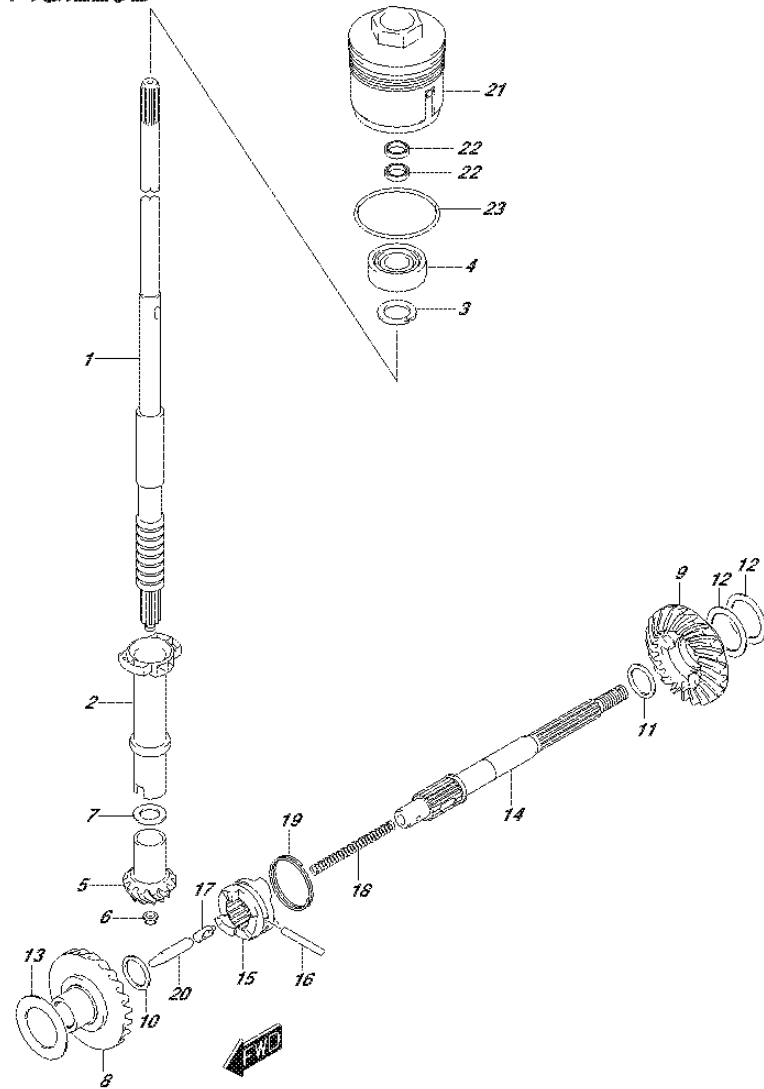
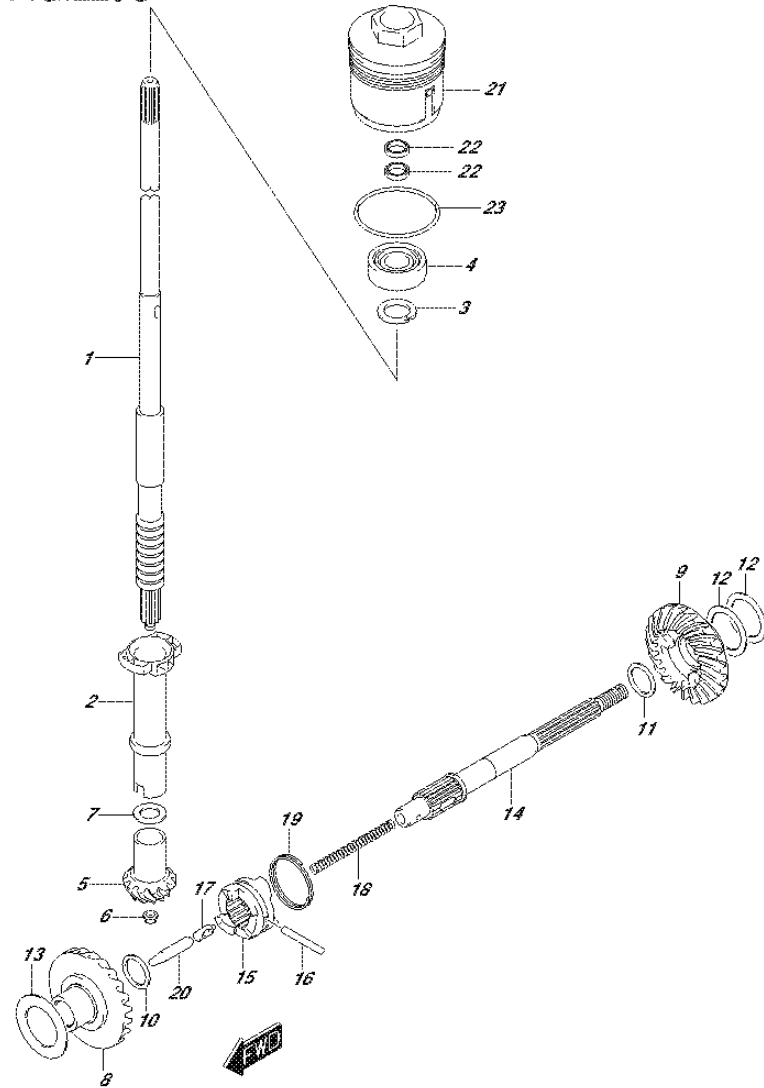


FIG.220B (1-F-14) TRANSMISSION (DF25AR P01)

REF NO.	PART NO.	DESCRIPTION	Q'TY	REMARKS
13-1	09181-25190	SHIM (T:0.8)	1	FWD
13-2	09181-25248	SHIM (T:0.9)	1	FWD
13-3	09181-25251	SHIM (T:1.0)	1	FWD
13-4	09160-25032	WASHER (T:1.1)	1	FWD
13-5	09160-25033	WASHER (T:1.2)	1	FWD
13-6	09160-25034	WASHER (T:1.3)	1	FWD
13-7	09160-25035	WASHER (T:1.4)	1	FWD
13-8	09181-25268	SHIM (T:1.5)	1	FWD
14	57610-96311	SHAFT, PROPELLER	1	
15	57621-91L10	SHIFTER, CLUTCH DOG	1	
16	09202-05021	PIN (5X34)	1	
17	09209-08016	PIN	1	
18	09440-07074	SPRING	1	
19	09440-35004	SPRING	1	
20	57631-95JL0	ROD, PUSH	1	
21	56130-94L00	HOUSING, DRIVE SHAFT OIL SEAL	1	
22	09282-17006	.OIL SEAL (17X30X4.5)	2	
23	09280-50009	O RING (D:3.1,ID:48.7)	1	

FIG.220C



DF25A_30A_P01_015_220C
TRANSMISSION

FIG.220C (1-F-13) TRANSMISSION (DF25AT P01)

REF NO.	PART NO.	DESCRIPTION	Q'TY	REMARKS
1-1	57110-94L00	SHAFT, DRIVE (S) (NT:10)	1	W/TRANSOM(S)
1-2	57110-94L10	SHAFT, DRIVE (L) (NT:10)	1	W/TRANSOM(L)
2	57133-94L00	COLLAR, DRIVE SHAFT	1	
3	09166-17005	WASHER	1	
4	09265-17002	BEARING (17X40X17.25)	1	
5	57311-91L00	PINION (NT:11)	1	
6	09159-08046	NUT	1	
7-1	09160-15030	WASHER (T:1.7)	1	
7-2	09160-15031	WASHER (T:1.8)	1	
7-3	09160-15032	WASHER (T:1.9)	1	
7-4	08211-15203	WASHER (T:2.0)	1	
7-5	09160-15033	WASHER (T:2.1)	1	
7-6	08211-15204	WASHER (T:2.2)	1	
7-7	09160-15053	WASHER (T:2.3)	1	
7-8	09160-15054	WASHER (T:2.4)	1	
8	57510-94L00	GEAR, FORWARD (NT:23)	1	
9	57521-94L00	GEAR, REVERSE (NT:23)	1	
10	09181-16008	SHIM (16X24X2)	1	FWD
11-1	09160-20068	WASHER (T:1.6)	1	REV
11-2	09160-20069	WASHER (T:1.8)	1	REV
11-3	09160-20070	WASHER (T:2.0)	1	REV
11-4	09160-20071	WASHER (T:2.2)	1	REV
11-5	09160-20072	WASHER (T:2.4)	1	REV
11-6	09160-20073	WASHER (T:2.6)	1	REV
12-1	08221-30404	SHIM (T:0.2)	2	REV
12-2	09181-30158	SHIM (T:0.5)	1	REV
12-3	09181-30162	SHIM (T:0.8)	1	REV

DF25A_30A_P01_015

FIG.220C

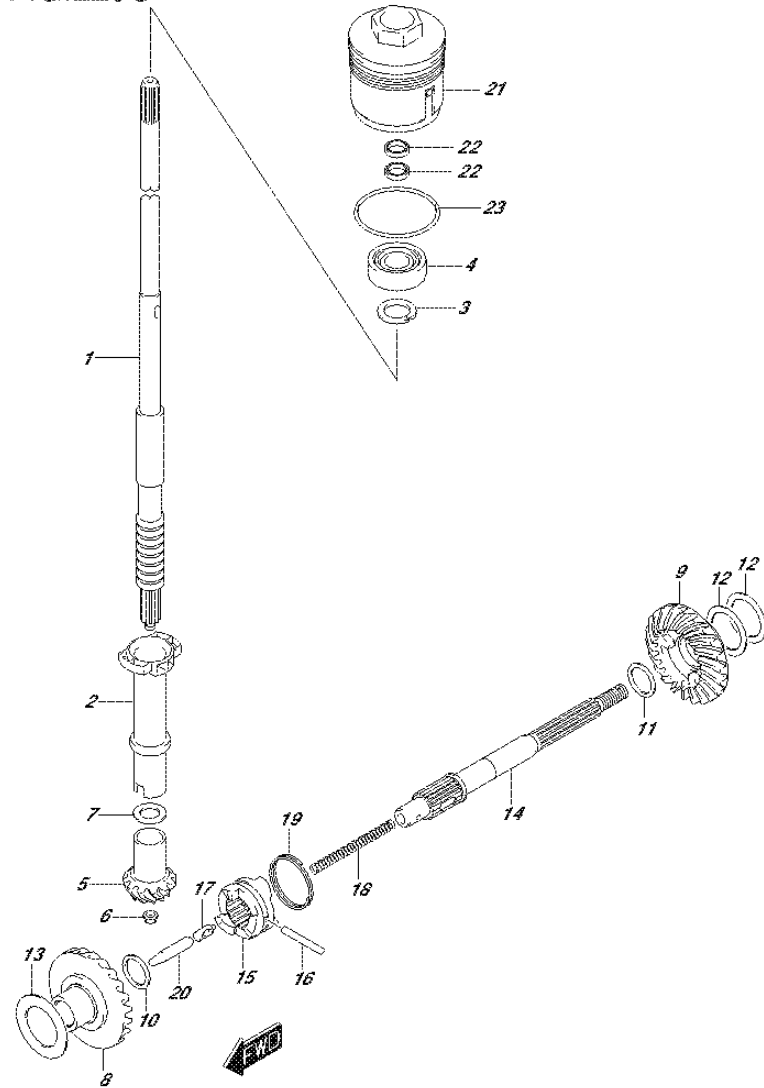


FIG.220C (1-F-14) TRANSMISSION (DF25AT P01)

REF NO.	PART NO.	DESCRIPTION	Q'TY	REMARKS
13-1	09181-25190	SHIM (T:0.8)	1	FWD
13-2	09181-25248	SHIM (T:0.9)	1	FWD
13-3	09181-25251	SHIM (T:1.0)	1	FWD
13-4	09160-25032	WASHER (T:1.1)	1	FWD
13-5	09160-25033	WASHER (T:1.2)	1	FWD
13-6	09160-25034	WASHER (T:1.3)	1	FWD
13-7	09160-25035	WASHER (T:1.4)	1	FWD
13-8	09181-25268	SHIM (T:1.5)	1	FWD
14	57610-96311	SHAFT, PROPELLER	1	
15	57621-91L10	SHIFTER, CLUTCH DOG	1	
16	09202-05021	PIN (5X34)	1	
17	09209-08016	PIN	1	
18	09440-07074	SPRING	1	
19	09440-35004	SPRING	1	
20	57631-95JL0	ROD, PUSH	1	
21	56130-94L00	HOUSING, DRIVE SHAFT OIL SEAL	1	
22	09282-17006	.OIL SEAL (17X30X4.5)	2	
23	09280-50009	O RING (D:3.1,ID:48.7)	1	

FIG.220D

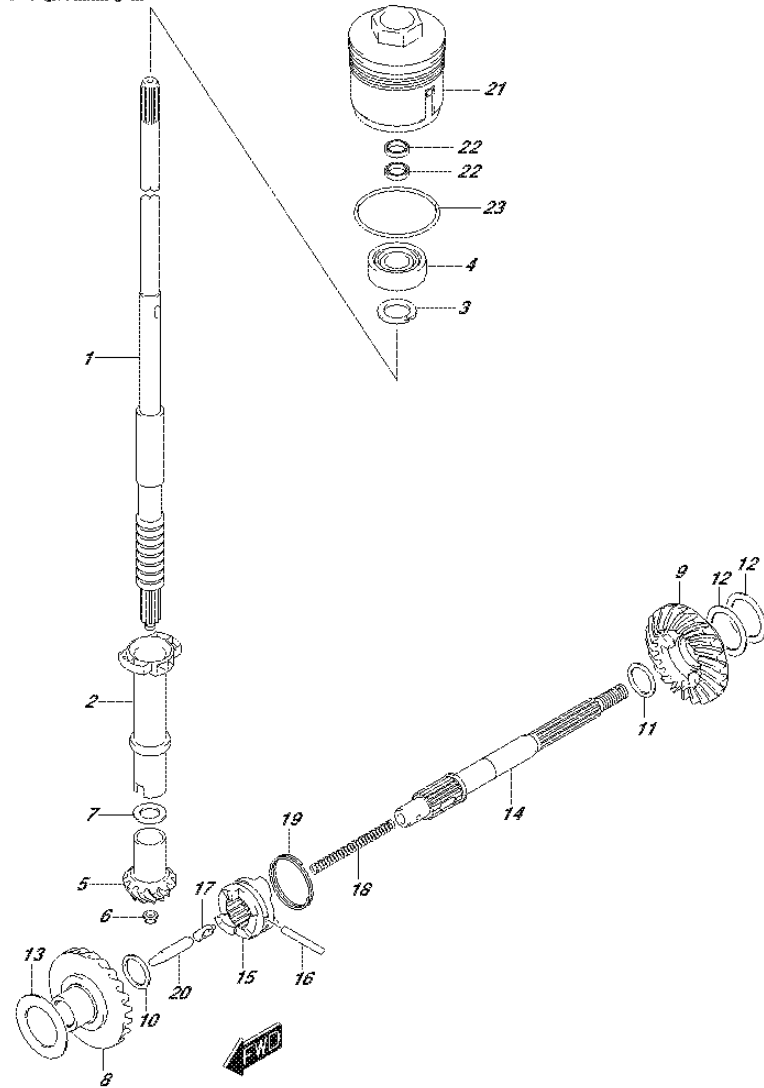


FIG.220D (1-F-13) TRANSMISSION (DF25ATH P01)

REF NO.	PART NO.	DESCRIPTION	Q'TY	REMARKS
1-1	57110-94L00	SHAFT, DRIVE (S) (NT:10)	1	W/TRANSOM(S)
1-2	57110-94L10	SHAFT, DRIVE (L) (NT:10)	1	W/TRANSOM(L)
2	57133-94L00	COLLAR, DRIVE SHAFT	1	
3	09166-17005	WASHER	1	
4	09265-17002	BEARING (17X40X17.25)	1	
5	57311-91L00	PINION (NT:11)	1	
6	09159-08046	NUT	1	
7-1	09160-15030	WASHER (T:1.7)	1	
7-2	09160-15031	WASHER (T:1.8)	1	
7-3	09160-15032	WASHER (T:1.9)	1	
7-4	08211-15203	WASHER (T:2.0)	1	
7-5	09160-15033	WASHER (T:2.1)	1	
7-6	08211-15204	WASHER (T:2.2)	1	
7-7	09160-15053	WASHER (T:2.3)	1	
7-8	09160-15054	WASHER (T:2.4)	1	
8	57510-94L00	GEAR, FORWARD (NT:23)	1	
9	57521-94L00	GEAR, REVERSE (NT:23)	1	
10	09181-16008	SHIM (16X24X2)	1	FWD
11-1	09160-20068	WASHER (T:1.6)	1	REV
11-2	09160-20069	WASHER (T:1.8)	1	REV
11-3	09160-20070	WASHER (T:2.0)	1	REV
11-4	09160-20071	WASHER (T:2.2)	1	REV
11-5	09160-20072	WASHER (T:2.4)	1	REV
11-6	09160-20073	WASHER (T:2.6)	1	REV
12-1	08221-30404	SHIM (T:0.2)	2	REV
12-2	09181-30158	SHIM (T:0.5)	1	REV
12-3	09181-30162	SHIM (T:0.8)	1	REV

FIG.220D

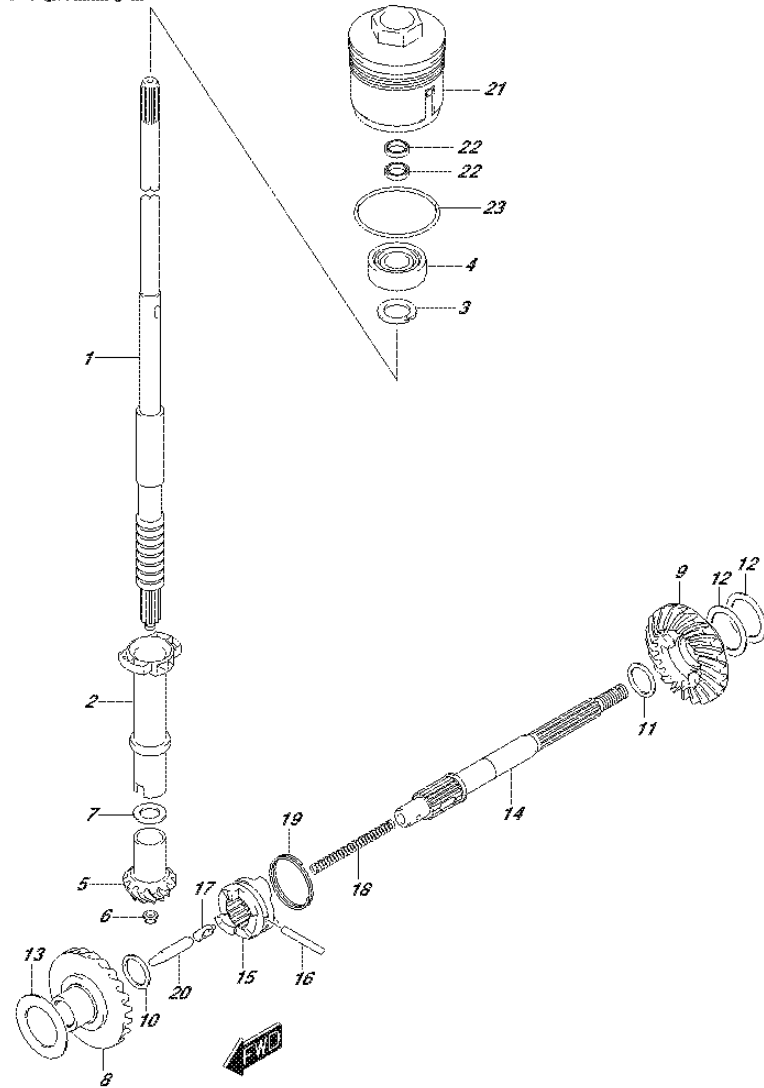


FIG.220D (1-F-14) TRANSMISSION (DF25ATH P01)

REF NO.	PART NO.	DESCRIPTION	Q'TY	REMARKS
13-1	09181-25190	SHIM (T:0.8)	1	FWD
13-2	09181-25248	SHIM (T:0.9)	1	FWD
13-3	09181-25251	SHIM (T:1.0)	1	FWD
13-4	09160-25032	WASHER (T:1.1)	1	FWD
13-5	09160-25033	WASHER (T:1.2)	1	FWD
13-6	09160-25034	WASHER (T:1.3)	1	FWD
13-7	09160-25035	WASHER (T:1.4)	1	FWD
13-8	09181-25268	SHIM (T:1.5)	1	FWD
14	57610-96311	SHAFT, PROPELLER	1	
15	57621-91L10	SHIFTER, CLUTCH DOG	1	
16	09202-05021	PIN (5X34)	1	
17	09209-08016	PIN	1	
18	09440-07074	SPRING	1	
19	09440-35004	SPRING	1	
20	57631-95JL0	ROD, PUSH	1	
21	56130-94L00	HOUSING, DRIVE SHAFT OIL SEAL	1	
22	09282-17006	.OIL SEAL (17X30X4.5)	2	
23	09280-50009	O RING (D:3.1,ID:48.7)	1	

FIG.220E

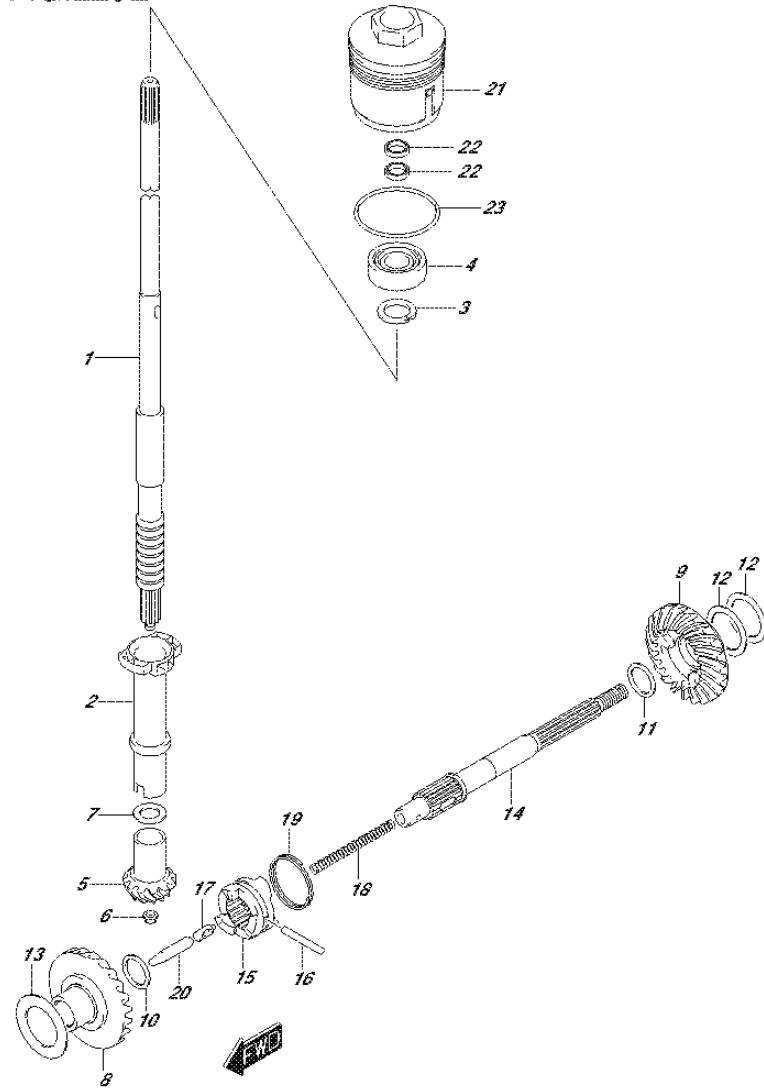


FIG.220E (1-F-13) TRANSMISSION (DF30A P40)

REF NO.	PART NO.	DESCRIPTION	Q'TY	REMARKS
1-1	57110-94L00	SHAFT, DRIVE (S) (NT:10)	1	W/TRANSOM(S)
1-2	57110-94L10	SHAFT, DRIVE (L) (NT:10)	1	W/TRANSOM(L)
2	57133-94L00	COLLAR, DRIVE SHAFT	1	
3	09166-17005	WASHER	1	
4	09265-17002	BEARING (17X40X17.25)	1	
5	57311-91L00	PINION (NT:11)	1	
6	09159-08046	NUT	1	
7-1	09160-15030	WASHER (T:1.7)	1	
7-2	09160-15031	WASHER (T:1.8)	1	
7-3	09160-15032	WASHER (T:1.9)	1	
7-4	08211-15203	WASHER (T:2.0)	1	
7-5	09160-15033	WASHER (T:2.1)	1	
7-6	08211-15204	WASHER (T:2.2)	1	
7-7	09160-15053	WASHER (T:2.3)	1	
7-8	09160-15054	WASHER (T:2.4)	1	
8	57510-94L00	GEAR, FORWARD (NT:23)	1	
9	57521-94L00	GEAR, REVERSE (NT:23)	1	
10	09181-16008	SHIM (16X24X2)	1	FWD
11-1	09160-20068	WASHER (T:1.6)	1	REV
11-2	09160-20069	WASHER (T:1.8)	1	REV
11-3	09160-20070	WASHER (T:2.0)	1	REV
11-4	09160-20071	WASHER (T:2.2)	1	REV
11-5	09160-20072	WASHER (T:2.4)	1	REV
11-6	09160-20073	WASHER (T:2.6)	1	REV
12-1	08221-30404	SHIM (T:0.2)	2	REV
12-2	09181-30158	SHIM (T:0.5)	1	REV
12-3	09181-30162	SHIM (T:0.8)	1	REV

FIG.220E

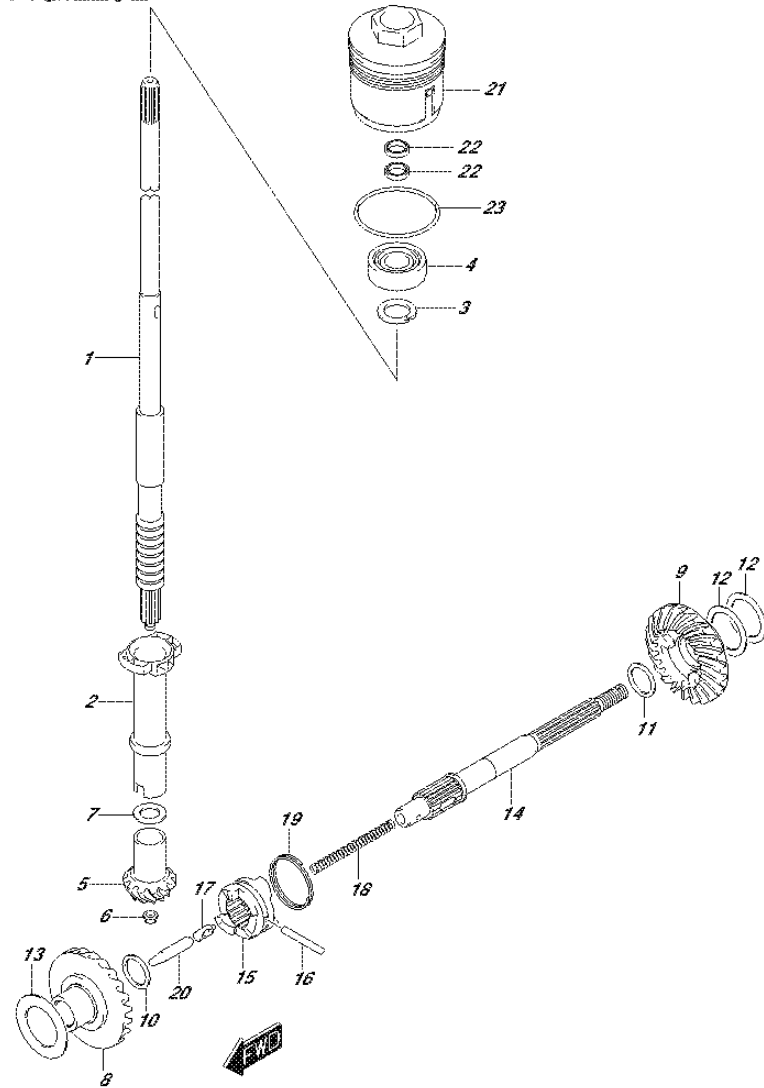


FIG.220E (1-F-14) TRANSMISSION (DF30A P40)

REF NO.	PART NO.	DESCRIPTION	Q'TY	REMARKS
13-1	09181-25190	SHIM (T:0.8)	1	FWD
13-2	09181-25248	SHIM (T:0.9)	1	FWD
13-3	09181-25251	SHIM (T:1.0)	1	FWD
13-4	09160-25032	WASHER (T:1.1)	1	FWD
13-5	09160-25033	WASHER (T:1.2)	1	FWD
13-6	09160-25034	WASHER (T:1.3)	1	FWD
13-7	09160-25035	WASHER (T:1.4)	1	FWD
13-8	09181-25268	SHIM (T:1.5)	1	FWD
14	57610-96311	SHAFT, PROPELLER	1	
15	57621-91L10	SHIFTER, CLUTCH DOG	1	
16	09202-05021	PIN (5X34)	1	
17	09209-08016	PIN	1	
18	09440-07074	SPRING	1	
19	09440-35004	SPRING	1	
20	57631-95JL0	ROD, PUSH	1	
21	56130-94L00	HOUSING, DRIVE SHAFT OIL SEAL	1	
22	09282-17006	.OIL SEAL (17X30X4.5)	2	
23	09280-50009	O RING (D:3.1,ID:48.7)	1	

FIG.220F

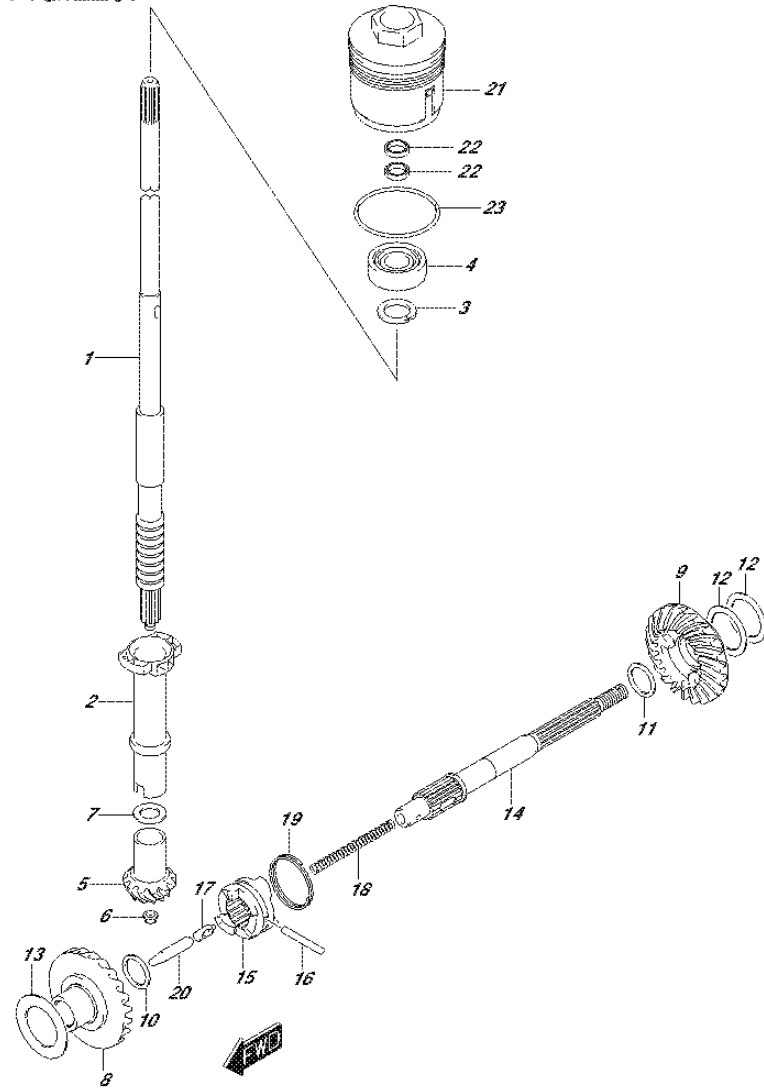


FIG.220F (1-F-14) TRANSMISSION (DF30AT P01)

REF NO.	PART NO.	DESCRIPTION	Q'TY	REMARKS
13-1	09181-25190	SHIM (T:0.8)	1	FWD
13-2	09181-25248	SHIM (T:0.9)	1	FWD
13-3	09181-25251	SHIM (T:1.0)	1	FWD
13-4	09160-25032	WASHER (T:1.1)	1	FWD
13-5	09160-25033	WASHER (T:1.2)	1	FWD
13-6	09160-25034	WASHER (T:1.3)	1	FWD
13-7	09160-25035	WASHER (T:1.4)	1	FWD
13-8	09181-25268	SHIM (T:1.5)	1	FWD
14	57610-96311	SHAFT, PROPELLER	1	
15	57621-91L10	SHIFTER, CLUTCH DOG	1	
16	09202-05021	PIN (5X34)	1	
17	09209-08016	PIN	1	
18	09440-07074	SPRING	1	
19	09440-35004	SPRING	1	
20	57631-95JL0	ROD, PUSH	1	
21	56130-94L00	HOUSING, DRIVE SHAFT OIL SEAL	1	
22	09282-17006	.OIL SEAL (17X30X4.5)	2	
23	09280-50009	O RING (D:3.1,ID:48.7)	1	

FIG.220G

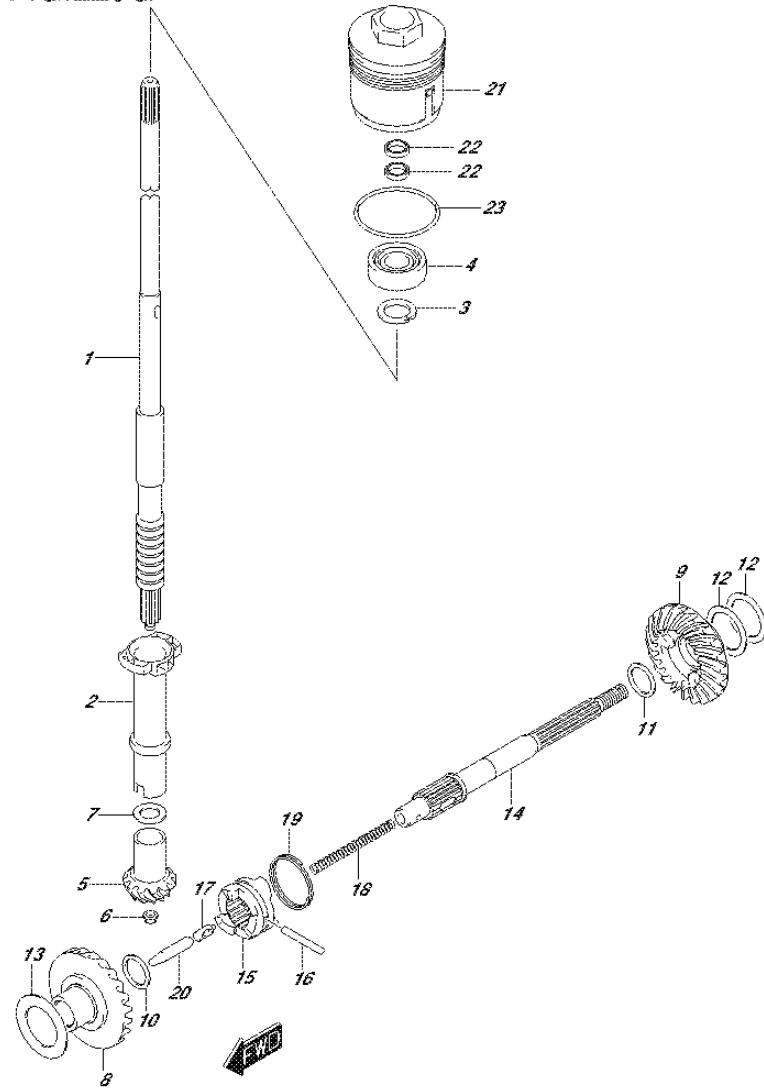


FIG.220G (1-F-13) TRANSMISSION (DF30ATH P01)

REF NO.	PART NO.	DESCRIPTION	Q'TY	REMARKS
1-1	57110-94L00	SHAFT, DRIVE (S) (NT:10)	1	W/TRANSOM(S)
1-2	57110-94L10	SHAFT, DRIVE (L) (NT:10)	1	W/TRANSOM(L)
2	57133-94L00	COLLAR, DRIVE SHAFT	1	
3	09166-17005	WASHER	1	
4	09265-17002	BEARING (17X40X17.25)	1	
5	57311-91L00	PINION (NT:11)	1	
6	09159-08046	NUT	1	
7-1	09160-15030	WASHER (T:1.7)	1	
7-2	09160-15031	WASHER (T:1.8)	1	
7-3	09160-15032	WASHER (T:1.9)	1	
7-4	08211-15203	WASHER (T:2.0)	1	
7-5	09160-15033	WASHER (T:2.1)	1	
7-6	08211-15204	WASHER (T:2.2)	1	
7-7	09160-15053	WASHER (T:2.3)	1	
7-8	09160-15054	WASHER (T:2.4)	1	
8	57510-94L00	GEAR, FORWARD (NT:23)	1	
9	57521-94L00	GEAR, REVERSE (NT:23)	1	
10	09181-16008	SHIM (16X24X2)	1	FWD
11-1	09160-20068	WASHER (T:1.6)	1	REV
11-2	09160-20069	WASHER (T:1.8)	1	REV
11-3	09160-20070	WASHER (T:2.0)	1	REV
11-4	09160-20071	WASHER (T:2.2)	1	REV
11-5	09160-20072	WASHER (T:2.4)	1	REV
11-6	09160-20073	WASHER (T:2.6)	1	REV
12-1	08221-30404	SHIM (T:0.2)	2	REV
12-2	09181-30158	SHIM (T:0.5)	1	REV
12-3	09181-30162	SHIM (T:0.8)	1	REV

FIG.220G

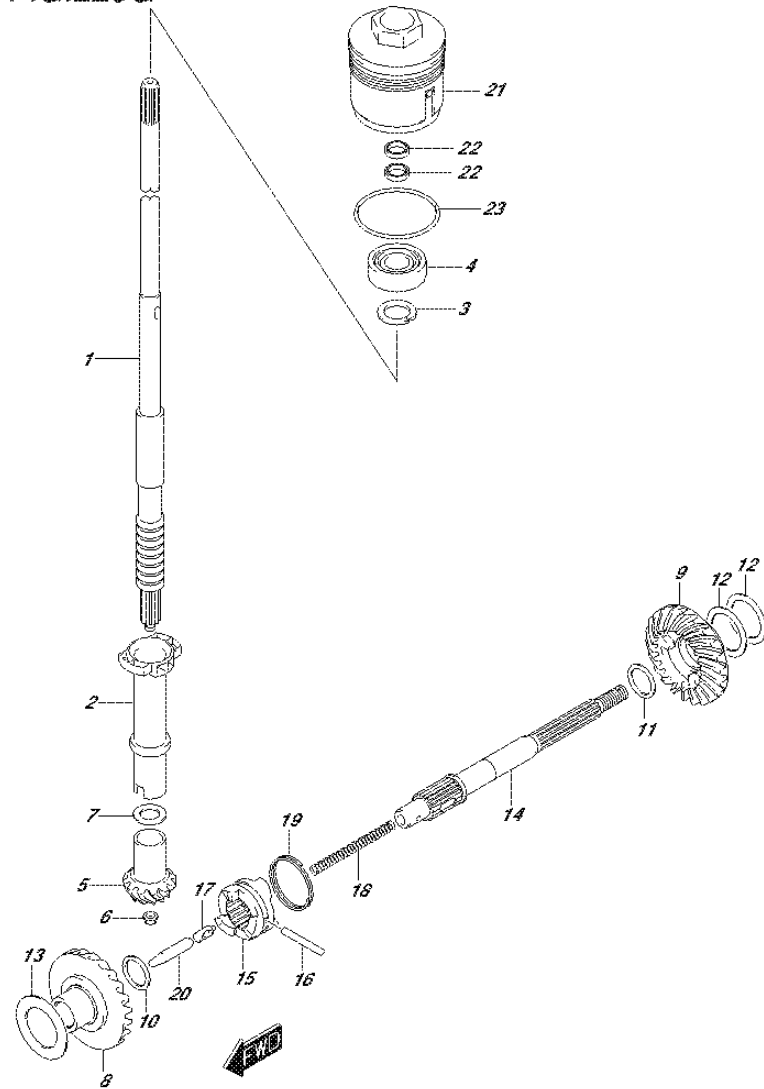


FIG.220G (1-F-14) TRANSMISSION (DF30ATH P01)

REF NO.	PART NO.	DESCRIPTION	Q'TY	REMARKS
13-1	09181-25190	SHIM (T:0.8)	1	FWD
13-2	09181-25248	SHIM (T:0.9)	1	FWD
13-3	09181-25251	SHIM (T:1.0)	1	FWD
13-4	09160-25032	WASHER (T:1.1)	1	FWD
13-5	09160-25033	WASHER (T:1.2)	1	FWD
13-6	09160-25034	WASHER (T:1.3)	1	FWD
13-7	09160-25035	WASHER (T:1.4)	1	FWD
13-8	09181-25268	SHIM (T:1.5)	1	FWD
14	57610-96311	SHAFT, PROPELLER	1	
15	57621-91L10	SHIFTER, CLUTCH DOG	1	
16	09202-05021	PIN (5X34)	1	
17	09209-08016	PIN	1	
18	09440-07074	SPRING	1	
19	09440-35004	SPRING	1	
20	57631-95JL0	ROD, PUSH	1	
21	56130-94L00	HOUSING, DRIVE SHAFT OIL SEAL	1	
22	09282-17006	.OIL SEAL (17X30X4.5)	2	
23	09280-50009	O RING (D:3.1,ID:48.7)	1	

FIG.220H

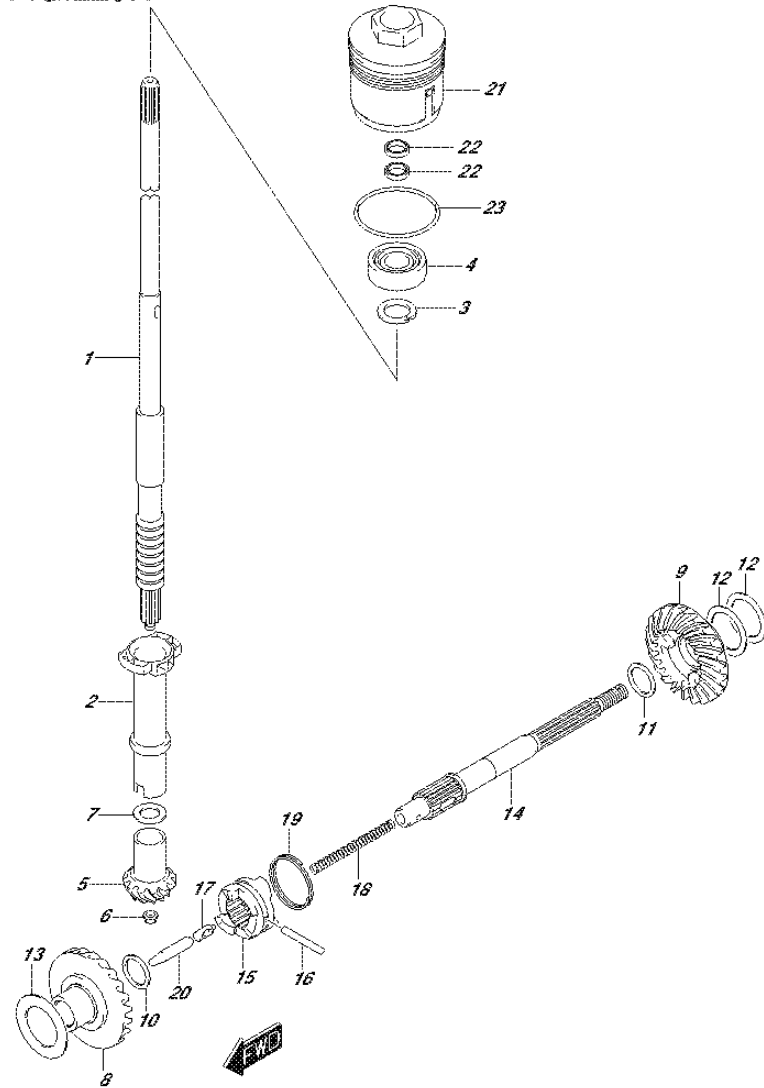


FIG.220H (1-F-13) TRANSMISSION (DF30AQ P01)

REF NO.	PART NO.	DESCRIPTION	Q'TY	REMARKS
1-1	57110-94L00	SHAFT, DRIVE (S) (NT:10)	1	W/TRANSOM(S)
1-2	57110-94L10	SHAFT, DRIVE (L) (NT:10)	1	W/TRANSOM(L)
2	57133-94L00	COLLAR, DRIVE SHAFT	1	
3	09166-17005	WASHER	1	
4	09265-17002	BEARING (17X40X17.25)	1	
5	57311-91L00	PINION (NT:11)	1	
6	09159-08046	NUT	1	
7-1	09160-15030	WASHER (T:1.7)	1	
7-2	09160-15031	WASHER (T:1.8)	1	
7-3	09160-15032	WASHER (T:1.9)	1	
7-4	08211-15203	WASHER (T:2.0)	1	
7-5	09160-15033	WASHER (T:2.1)	1	
7-6	08211-15204	WASHER (T:2.2)	1	
7-7	09160-15053	WASHER (T:2.3)	1	
7-8	09160-15054	WASHER (T:2.4)	1	
8	57510-94L00	GEAR, FORWARD (NT:23)	1	
9	57521-94L00	GEAR, REVERSE (NT:23)	1	
10	09181-16008	SHIM (16X24X2)	1	FWD
11-1	09160-20068	WASHER (T:1.6)	1	REV
11-2	09160-20069	WASHER (T:1.8)	1	REV
11-3	09160-20070	WASHER (T:2.0)	1	REV
11-4	09160-20071	WASHER (T:2.2)	1	REV
11-5	09160-20072	WASHER (T:2.4)	1	REV
11-6	09160-20073	WASHER (T:2.6)	1	REV
12-1	08221-30404	SHIM (T:0.2)	2	REV
12-2	09181-30158	SHIM (T:0.5)	1	REV
12-3	09181-30162	SHIM (T:0.8)	1	REV

FIG.220H

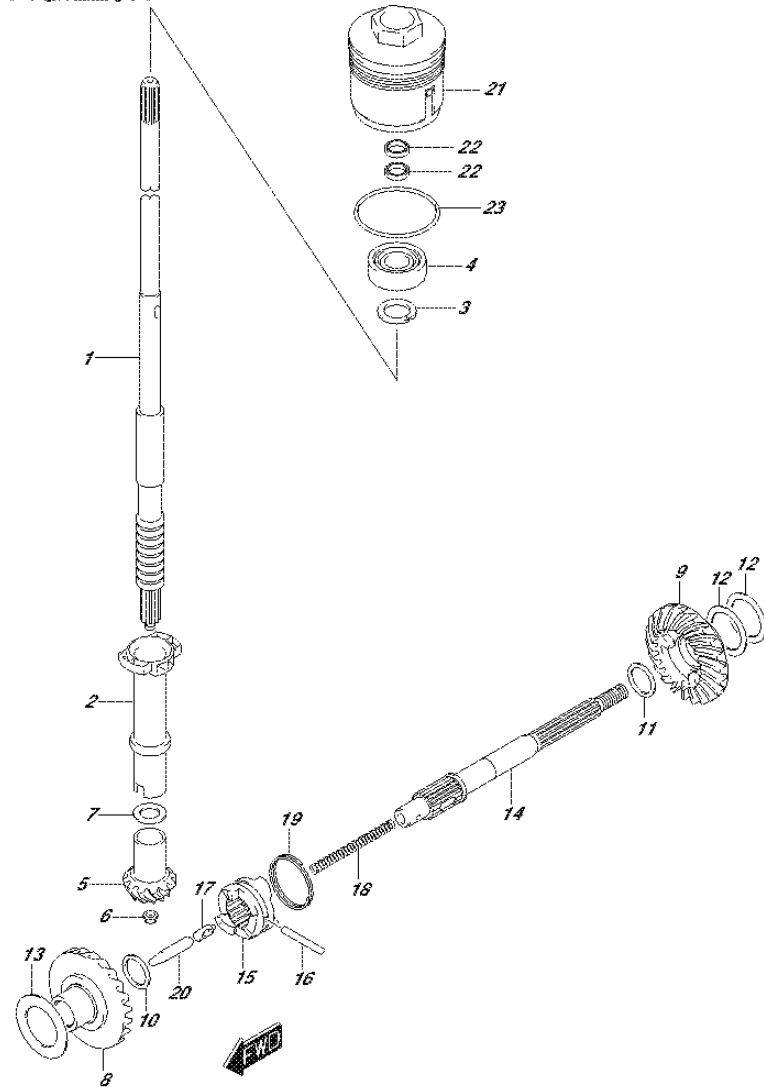


FIG.220H (1-F-14) TRANSMISSION (DF30AQ P01)

REF NO.	PART NO.	DESCRIPTION	Q'TY	REMARKS
13-1	09181-25190	SHIM (T:0.8)	1	FWD
13-2	09181-25248	SHIM (T:0.9)	1	FWD
13-3	09181-25251	SHIM (T:1.0)	1	FWD
13-4	09160-25032	WASHER (T:1.1)	1	FWD
13-5	09160-25033	WASHER (T:1.2)	1	FWD
13-6	09160-25034	WASHER (T:1.3)	1	FWD
13-7	09160-25035	WASHER (T:1.4)	1	FWD
13-8	09181-25268	SHIM (T:1.5)	1	FWD
14	57610-96311	SHAFT, PROPELLER	1	
15	57621-91L20	SHIFTER, CLUTCH DOG	1	
16	09202-05021	PIN (5X34)	1	
17	09209-08016	PIN	1	
18	09440-07074	SPRING	1	
19	09440-35004	SPRING	1	
20	57631-95JL0	ROD, PUSH	1	
21	56130-94L00	HOUSING, DRIVE SHAFT OIL SEAL	1	
22	09282-17006	.OIL SEAL (17X30X4.5)	2	
23	09280-50009	O RING (D:3.1,ID:48.7)	1	

FIG.301A

FIG.301A (1-F-15) STARTING MOTOR (DF25A P01)

REF NO.	PART NO.	DESCRIPTION	Q'TY	REMARKS
1	31100-94401	MOTOR ASSY, STARTING	1	
2	31173-89J00	.HOLDER ASSY, BRUSH	1	
3	31131-96300	..BRUSH (+)	1	
4	31132-96300	..BRUSH (-)	1	
5	31135-89J00	..SPRING	2	
6	31281-93340	.BOLT, THROUGH	2	
7	31310-96300	.ARMATURE	1	
8	31312-96300	.STOPPER SET, PINION	1	
9	31320-94400	.PINION ASSY	1	
10	31360-96300	.WASHER SET	1	
11	31912-94L00	BAND, STARTER MOTOR	1	
12	31918-94401	DAMPER, LOWER	1	
13	33820-89E01	CABLE, PLUS TERM TO RELAY	1	
14	01550-06167	BOLT	2	
15	01550-08257	BOLT	2	
16	08310-00067	NUT	1	
17	08321-01067	WASHER, LOCK	1	

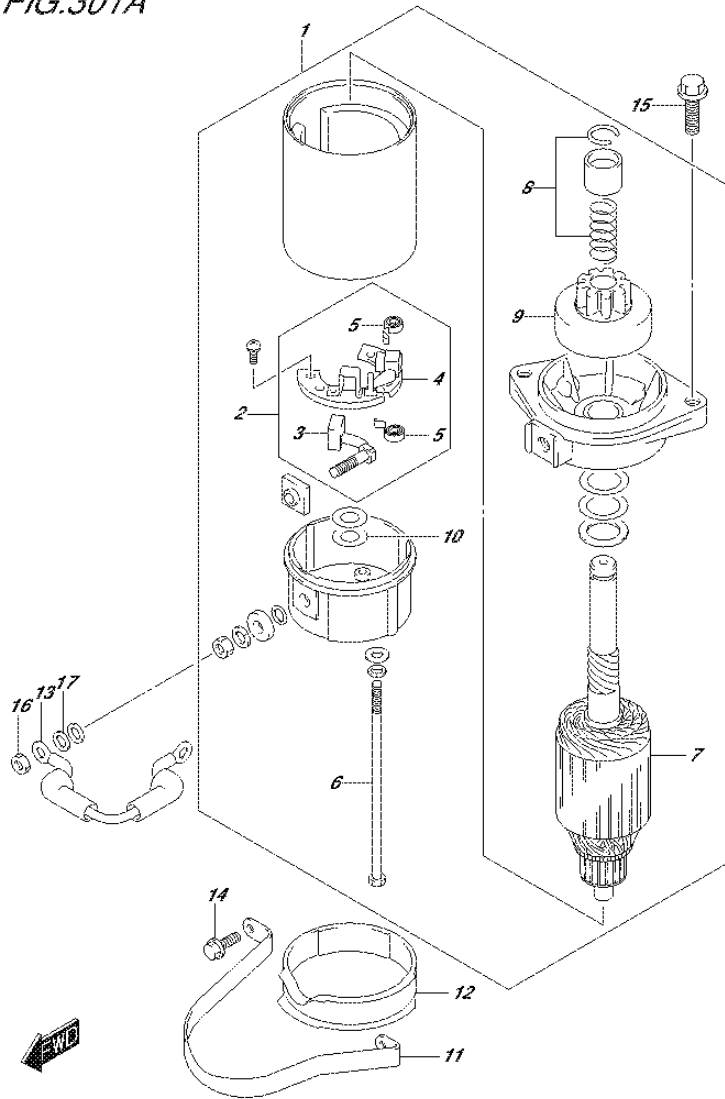


FIG.301B

FIG.301B (1-G-2) STARTING MOTOR (DF25AR P01)

REF NO.	PART NO.	DESCRIPTION	Q'TY	REMARKS
1	31100-94401	MOTOR ASSY, STARTING	1	
2	31173-89J00	.HOLDER ASSY, BRUSH	1	
3	31131-96300	..BRUSH (+)	1	
4	31132-96300	..BRUSH (-)	1	
5	31135-89J00	..SPRING	2	
6	31281-93340	.BOLT, THROUGH	2	
7	31310-96300	.ARMATURE	1	
8	31312-96300	.STOPPER SET, PINION	1	
9	31320-94400	.PINION ASSY	1	
10	31360-96300	.WASHER SET	1	
11	31912-94L00	BAND, STARTER MOTOR	1	
12	31918-94401	DAMPER, LOWER	1	
13	33820-89E01	CABLE, PLUS TERM TO RELAY	1	
14	01550-06167	BOLT	2	
15	01550-08257	BOLT	2	
16	08310-00067	NUT	1	
17	08321-01067	WASHER, LOCK	1	

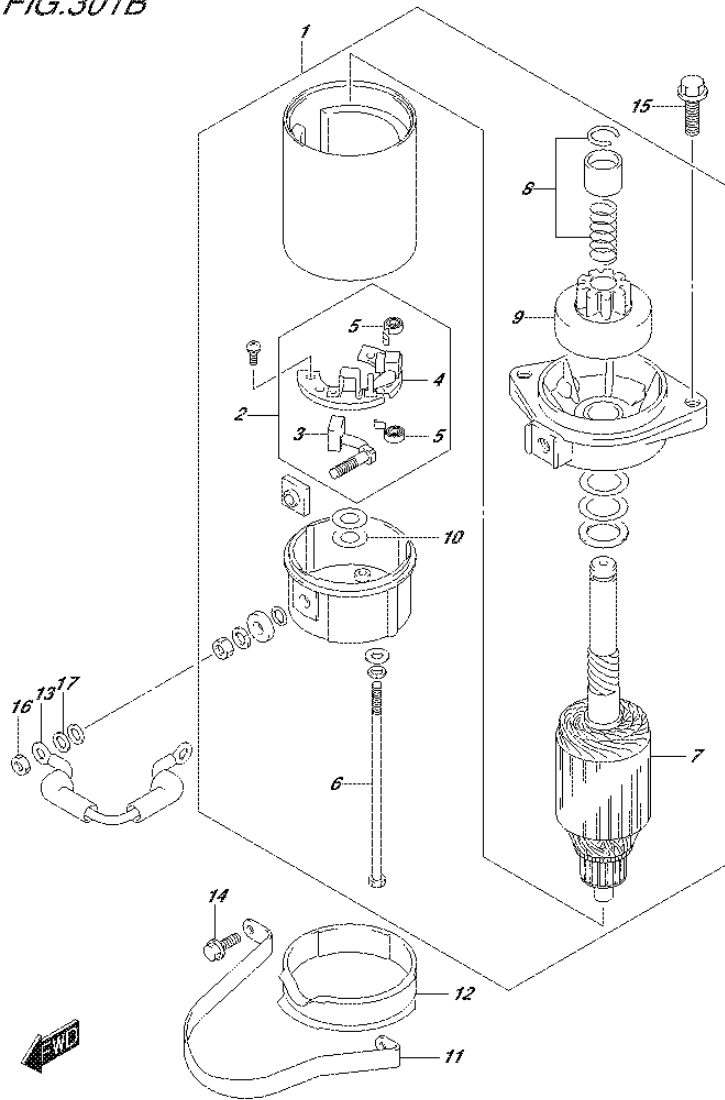


FIG.301C

FIG.301C (1-G-3) STARTING MOTOR (DF25AT P01)

REF NO.	PART NO.	DESCRIPTION	Q'TY	REMARKS
1	31100-94401	MOTOR ASSY, STARTING	1	
2	31173-89J00	.HOLDER ASSY, BRUSH	1	
3	31131-96300	..BRUSH (+)	1	
4	31132-96300	..BRUSH (-)	1	
5	31135-89J00	..SPRING	2	
6	31281-93340	.BOLT, THROUGH	2	
7	31310-96300	.ARMATURE	1	
8	31312-96300	.STOPPER SET, PINION	1	
9	31320-94400	.PINION ASSY	1	
10	31360-96300	.WASHER SET	1	
11	31912-94L00	BAND, STARTER MOTOR	1	
12	31918-94401	DAMPER, LOWER	1	
13	33820-89E01	CABLE, PLUS TERM TO RELAY	1	
14	01550-06167	BOLT	2	
15	01550-08257	BOLT	2	
16	08310-00067	NUT	1	
17	08321-01067	WASHER, LOCK	1	
18	36617-94L00	BRACKET, HARNESS	1	
19	01550-06167	BOLT	1	

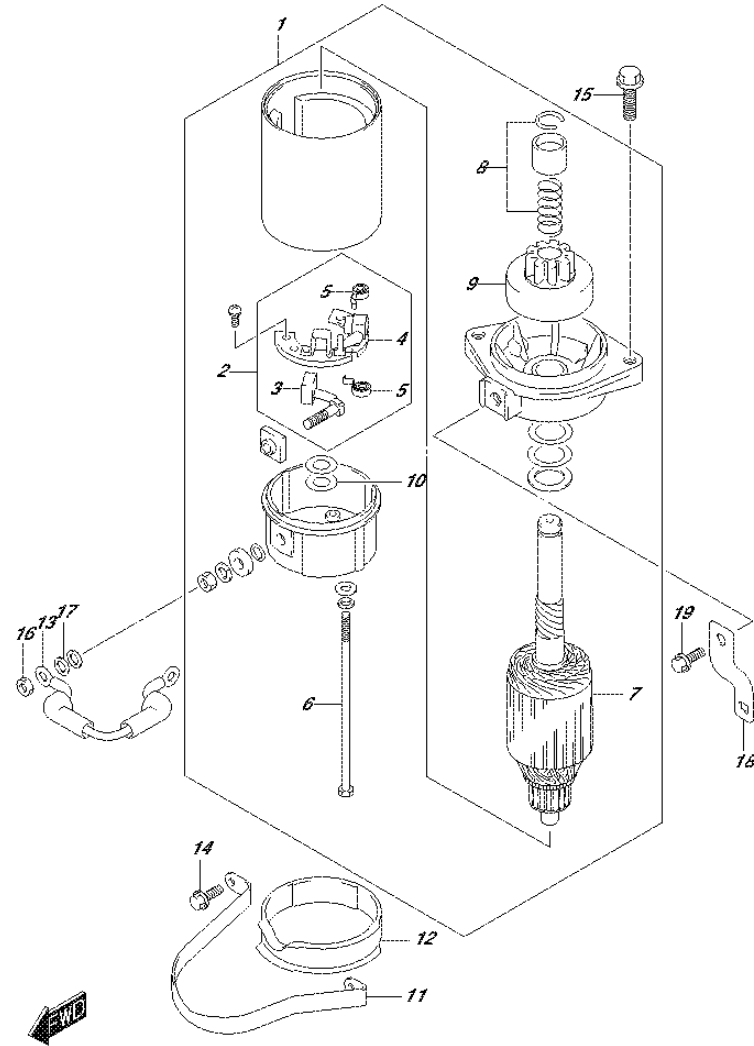


FIG.301D

FIG.301D (1-G-4) STARTING MOTOR (DF25ATH P01)

REF NO.	PART NO.	DESCRIPTION	Q'TY	REMARKS
1	31100-94401	MOTOR ASSY, STARTING	1	
2	31173-89J00	.HOLDER ASSY, BRUSH	1	
3	31131-96300	..BRUSH (+)	1	
4	31132-96300	..BRUSH (-)	1	
5	31135-89J00	..SPRING	2	
6	31281-93340	.BOLT, THROUGH	2	
7	31310-96300	.ARMATURE	1	
8	31312-96300	.STOPPER SET, PINION	1	
9	31320-94400	.PINION ASSY	1	
10	31360-96300	.WASHER SET	1	
11	31912-94L00	BAND, STARTER MOTOR	1	
12	31918-94401	DAMPER, LOWER	1	
13	33820-89E01	CABLE, PLUS TERM TO RELAY	1	
14	01550-06167	BOLT	2	
15	01550-08257	BOLT	2	
16	08310-00067	NUT	1	
17	08321-01067	WASHER, LOCK	1	

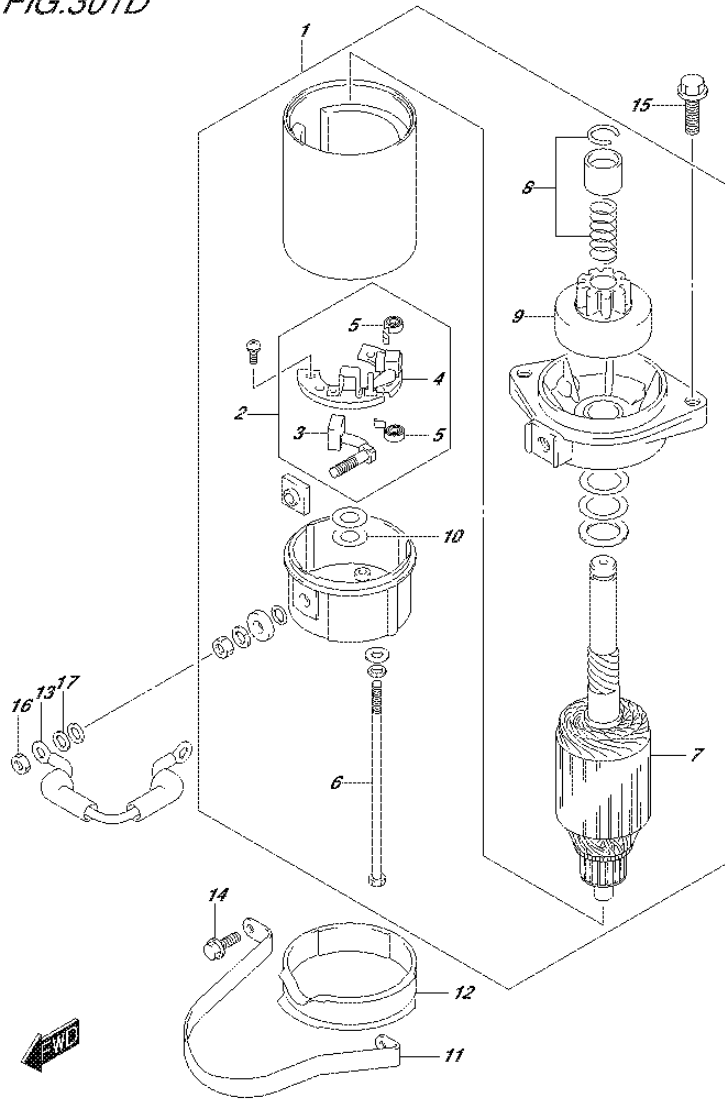


FIG.301E

FIG.301E (1-G-5) STARTING MOTOR (DF30A P40)

REF NO.	PART NO.	DESCRIPTION	Q'TY	REMARKS
1	31100-94401	MOTOR ASSY, STARTING	1	
2	31173-89J00	.HOLDER ASSY, BRUSH	1	
3	31131-96300	..BRUSH (+)	1	
4	31132-96300	..BRUSH (-)	1	
5	31135-89J00	..SPRING	2	
6	31281-93340	.BOLT, THROUGH	2	
7	31310-96300	.ARMATURE	1	
8	31312-96300	.STOPPER SET, PINION	1	
9	31320-94400	.PINION ASSY	1	
10	31360-96300	.WASHER SET	1	
11	31912-94L00	BAND, STARTER MOTOR	1	
12	31918-94401	DAMPER, LOWER	1	
13	33820-89E01	CABLE, PLUS TERM TO RELAY	1	
14	01550-06167	BOLT	2	
15	01550-08257	BOLT	2	
16	08310-00067	NUT	1	
17	08321-01067	WASHER, LOCK	1	

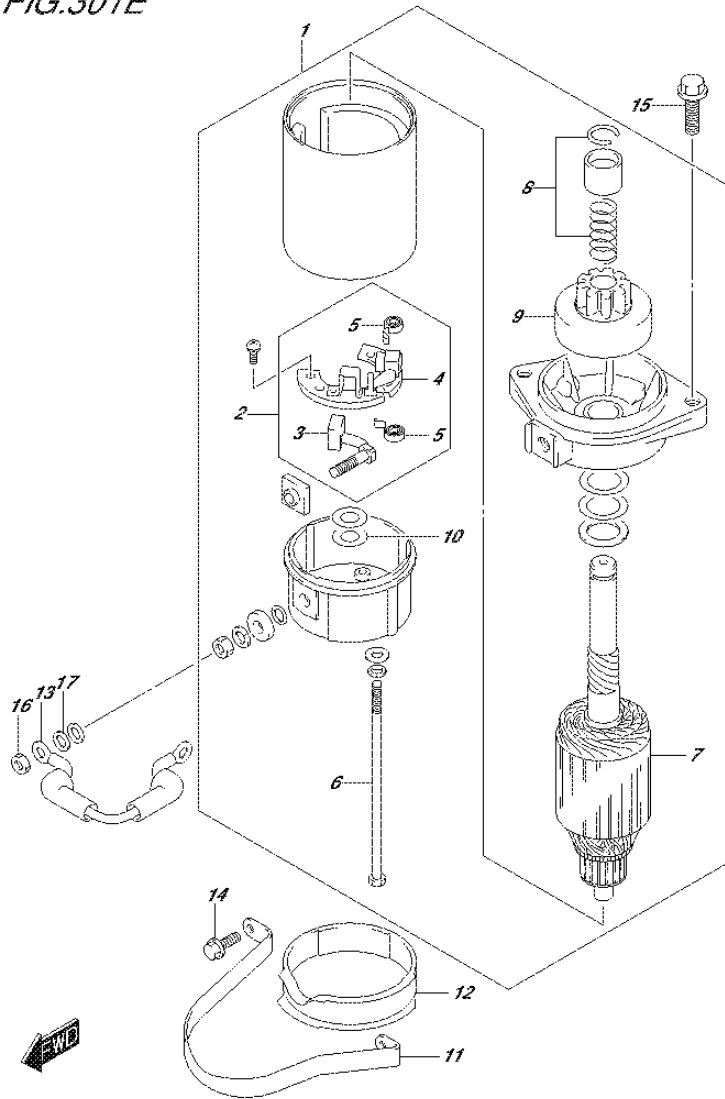


FIG.301F

FIG.301F (1-G-6) STARTING MOTOR (DF30AT P01)

REF NO.	PART NO.	DESCRIPTION	Q'TY	REMARKS
1	31100-94401	MOTOR ASSY, STARTING	1	
2	31173-89J00	.HOLDER ASSY, BRUSH	1	
3	31131-96300	..BRUSH (+)	1	
4	31132-96300	..BRUSH (-)	1	
5	31135-89J00	..SPRING	2	
6	31281-93340	.BOLT, THROUGH	2	
7	31310-96300	.ARMATURE	1	
8	31312-96300	.STOPPER SET, PINION	1	
9	31320-94400	.PINION ASSY	1	
10	31360-96300	.WASHER SET	1	
11	31912-94L00	BAND, STARTER MOTOR	1	
12	31918-94401	DAMPER, LOWER	1	
13	33820-89E01	CABLE, PLUS TERM TO RELAY	1	
14	01550-06167	BOLT	2	
15	01550-08257	BOLT	2	
16	08310-00067	NUT	1	
17	08321-01067	WASHER, LOCK	1	
18	36617-94L00	BRACKET, HARNESS	1	
19	01550-06167	BOLT	1	

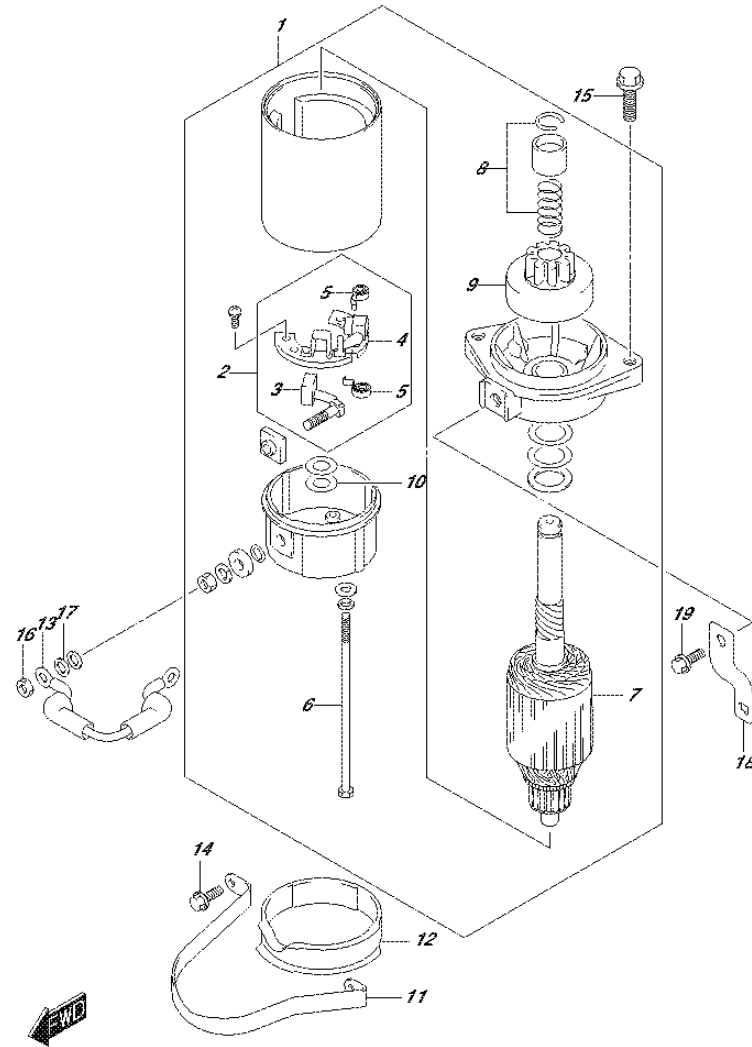


FIG.301G

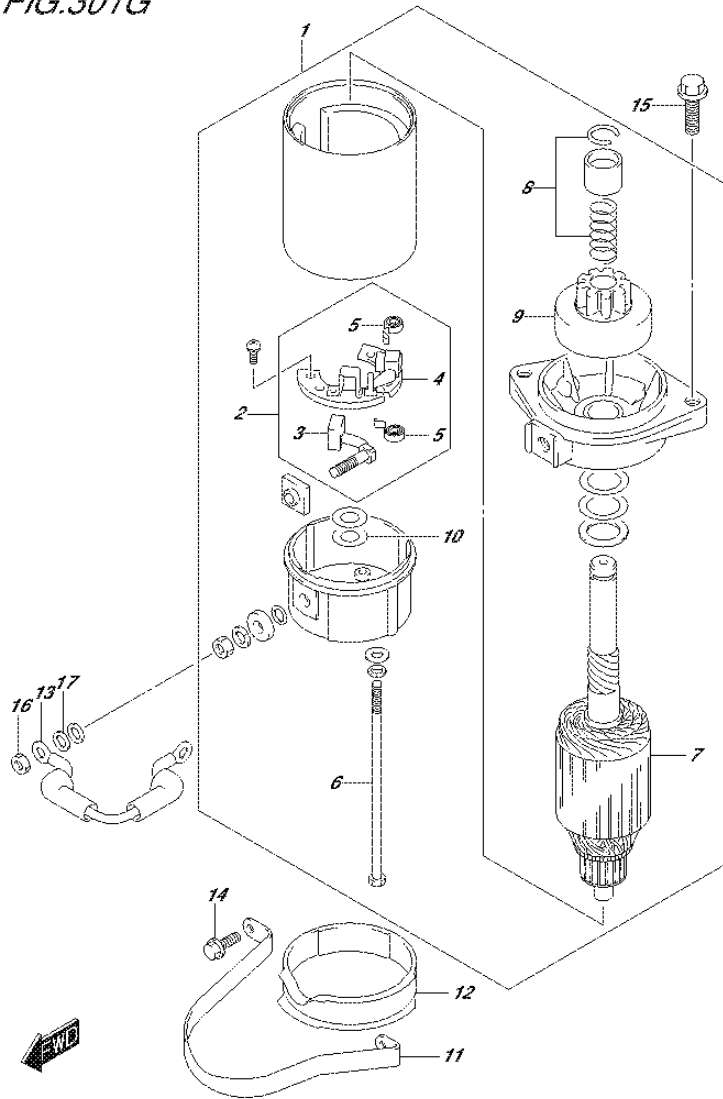


FIG.301G (1-G-7) STARTING MOTOR (DF30ATH P01)

REF NO.	PART NO.	DESCRIPTION	Q'TY	REMARKS
1	31100-94401	MOTOR ASSY, STARTING	1	
2	31173-89J00	.HOLDER ASSY, BRUSH	1	
3	31131-96300	..BRUSH (+)	1	
4	31132-96300	..BRUSH (-)	1	
5	31135-89J00	..SPRING	2	
6	31281-93340	.BOLT, THROUGH	2	
7	31310-96300	.ARMATURE	1	
8	31312-96300	.STOPPER SET, PINION	1	
9	31320-94400	.PINION ASSY	1	
10	31360-96300	.WASHER SET	1	
11	31912-94L00	BAND, STARTER MOTOR	1	
12	31918-94401	DAMPER, LOWER	1	
13	33820-89E01	CABLE, PLUS TERM TO RELAY	1	
14	01550-06167	BOLT	2	
15	01550-08257	BOLT	2	
16	08310-00067	NUT	1	
17	08321-01067	WASHER, LOCK	1	

FIG.301H

FIG.301H (1-G-8) STARTING MOTOR (DF30AQ P01)

REF NO.	PART NO.	DESCRIPTION	Q'TY	REMARKS
1	31100-94401	MOTOR ASSY, STARTING	1	
2	31173-89J00	.HOLDER ASSY, BRUSH	1	
3	31131-96300	..BRUSH (+)	1	
4	31132-96300	..BRUSH (-)	1	
5	31135-89J00	..SPRING	2	
6	31281-93340	.BOLT, THROUGH	2	
7	31310-96300	.ARMATURE	1	
8	31312-96300	.STOPPER SET, PINION	1	
9	31320-94400	.PINION ASSY	1	
10	31360-96300	.WASHER SET	1	
11	31912-94L00	BAND, STARTER MOTOR	1	
12	31918-94401	DAMPER, LOWER	1	
13	33820-89E01	CABLE, PLUS TERM TO RELAY	1	
14	01550-06167	BOLT	2	
15	01550-08257	BOLT	2	
16	08310-00067	NUT	1	
17	08321-01067	WASHER, LOCK	1	

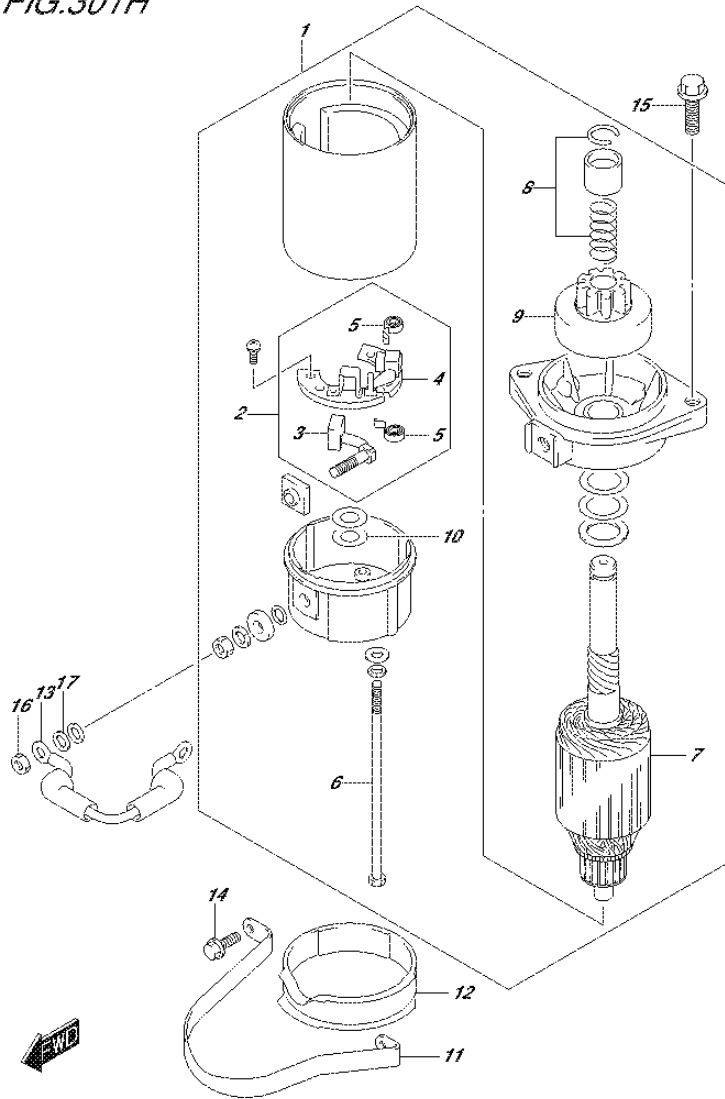


FIG.303A

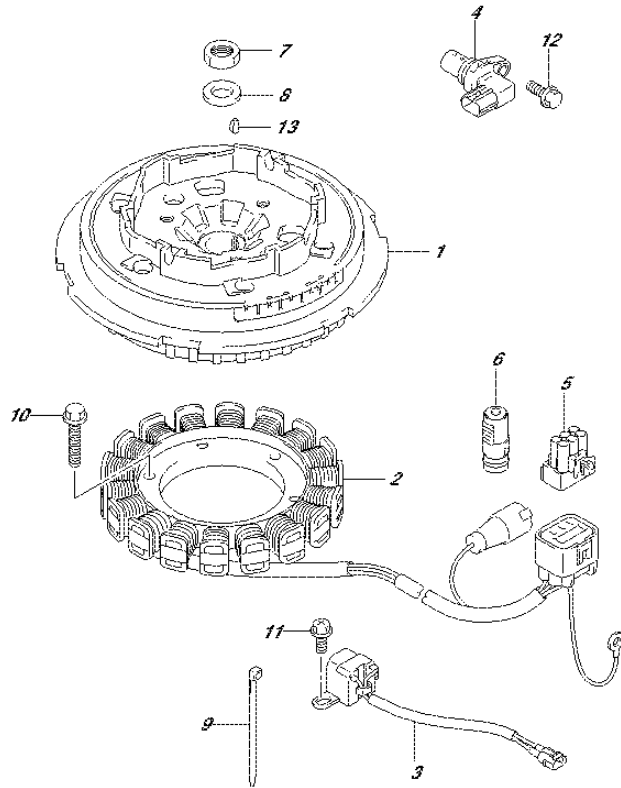


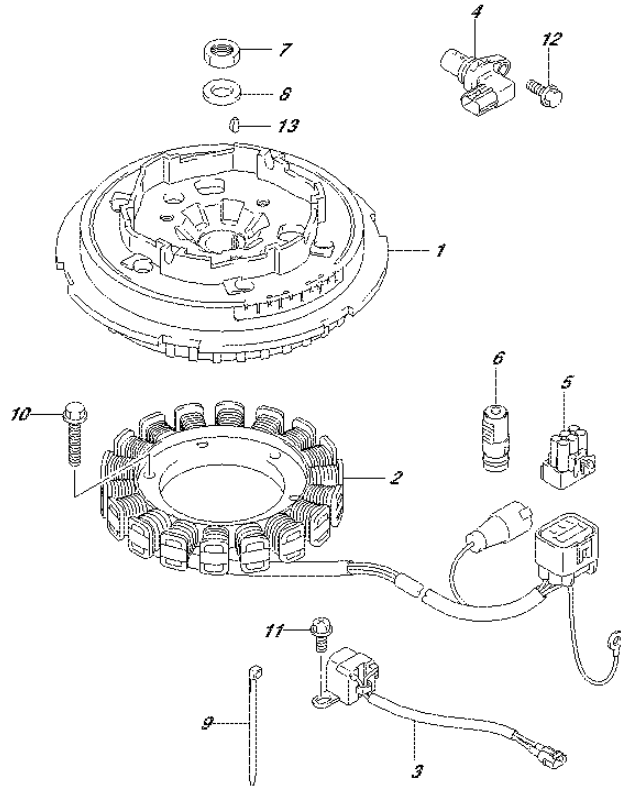
FIG.303A (1-G-9) MAGNETO (MANUAL STARTER) (DF25A P01)

REF NO.	PART NO.	DESCRIPTION	Q'TY	REMARKS
1	32102-94L00	FLYWHEEL, MAGNETO	1	
2	32120-94L00	COIL, STATOR	1	
3	32160-94L00	COIL, IGNITION TIMING	1	
4	33220-50M00	SENSOR ASSY, POSITION	1	
5	36690-94L00	CONNECTOR ASSY, DUMMY	1	
6	36690-94L10	CONNECTOR ASSY, DUMMY	1	
7	09140-14008	NUT	1	
8	09160-15057	WASHER (15X27X4)	1	
9	09407-14407	CLAMP (L:145)	1	
10	01547-0625A	BOLT	3	
11	01550-05127	BOLT	2	
12	01550-06167	BOLT	1	
13	08341-31039	KEY	1	



FIG.303B

FIG.303B (1-G-10) MAGNETO (MANUAL STARTER) (DF30A P40)

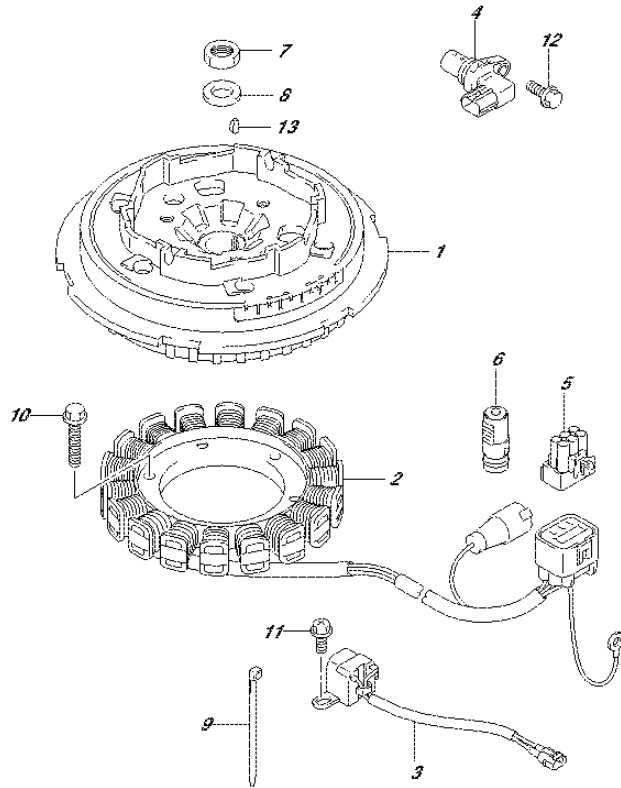


REF NO.	PART NO.	DESCRIPTION	Q'TY	REMARKS
1	32102-94L00	FLYWHEEL, MAGNETO	1	
2	32120-94L00	COIL, STATOR	1	
3	32160-94L00	COIL, IGNITION TIMING	1	
4	33220-50M00	SENSOR ASSY, POSITION	1	
5	36690-94L00	CONNECTOR ASSY, DUMMY	1	
6	36690-94L10	CONNECTOR ASSY, DUMMY	1	
7	09140-14008	NUT	1	
8	09160-15057	WASHER (15X27X4)	1	
9	09407-14407	CLAMP (L:145)	1	
10	01547-0625A	BOLT	3	
11	01550-05127	BOLT	2	
12	01550-06167	BOLT	1	
13	08341-31039	KEY	1	



FIG.303C

FIG.303C (1-G-11) MAGNETO (MANUAL STARTER) (DF30AQ P01)



REF NO.	PART NO.	DESCRIPTION	Q'TY	REMARKS
1	32102-94L00	FLYWHEEL, MAGNETO	1	
2	32120-94L00	COIL, STATOR	1	
3	32160-94L00	COIL, IGNITION TIMING	1	
4	33220-50M00	SENSOR ASSY, POSITION	1	
5	36690-94L00	CONNECTOR ASSY, DUMMY	1	
6	36690-94L10	CONNECTOR ASSY, DUMMY	1	
7	09140-14008	NUT	1	
8	09160-15057	WASHER (15X27X4)	1	
9	09407-14407	CLAMP (L:145)	1	
10	01547-0625A	BOLT	3	
11	01550-05127	BOLT	2	
12	01550-06167	BOLT	1	
13	08341-31039	KEY	1	



FIG.303D

FIG.303D (1-G-12) MAGNETO (ELECTRIC STARTER)

REF NO.	PART NO.	DESCRIPTION	Q'TY	REMARKS
1	32102-94L10	FLYWHEEL, MAGNETO	1	
2	32120-94L00	COIL, STATOR	1	
3	32160-94L00	COIL, IGNITION TIMING	1	
4	33220-50M00	SENSOR ASSY, POSITION	1	
5	09140-14008	NUT	1	
6	09160-15057	WASHER (15X27X4)	1	
7	09407-14407	CLAMP (L:145)	1	
8	01547-0625A	BOLT	3	
9	01550-05127	BOLT	2	
10	01550-06167	BOLT	1	
11	08341-31039	KEY	1	

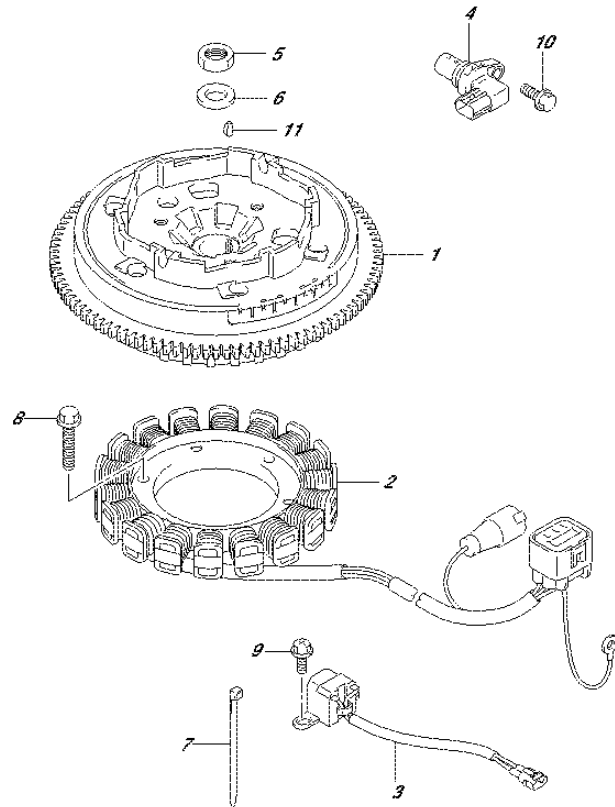


FIG.310A

FIG.310A (1-G-13) RECTIFIER/IGNITION COIL (DF25A P01)

REF NO.	PART NO.	DESCRIPTION	Q'TY	REMARKS
1	32800-94L00	RECTIFIER & REGULATOR ASSY	1	
2	32800-88L00	RECTIFIER & REGULATOR ASSY	1	W/ELECTRIC STARTER
3	32815-94L00	BRACKET, RECTIFIER	1	W/ELECTRIC STARTER
4	32890-94L00	HOLDER, ELECTRIC PARTS	1	
5	01550-06207	BOLT	3	
6	09169-06063	WASHER	3	
7	09320-08051	CUSHION	3	
8	01550-06207	BOLT	2	W/ELECTRIC STARTER
9	01550-06257	BOLT	2	
10	33410-94L00	COIL, IGNITION	3	
11	33446-94L00	PROTECTOR, HIGH TENSION CORD	3	
12	33542-16H00	SEAL, HIGH TENSION CORD	3	
13	09408-00020	CLIP	2	
14	01550-06207	BOLT	3	
15	33510-16H10	CAP ASSY, SPARK PLUG	3	
16	33541-16H00	SEAL, SPARK PLUG	3	
17	33920-94L00	UNIT, ENGINE CONTROL	1	
18	33925-94L00	CUSHION, ENGINE CONTROL UNIT	1	
19	31800-94L00	RELAY ASSY, STARTER MOTOR	1	W/ELECTRIC STARTER
20	09128-06013	SCREW (6X8)	2	W/ELECTRIC STARTER
21	08322-01067	WASHER	3	

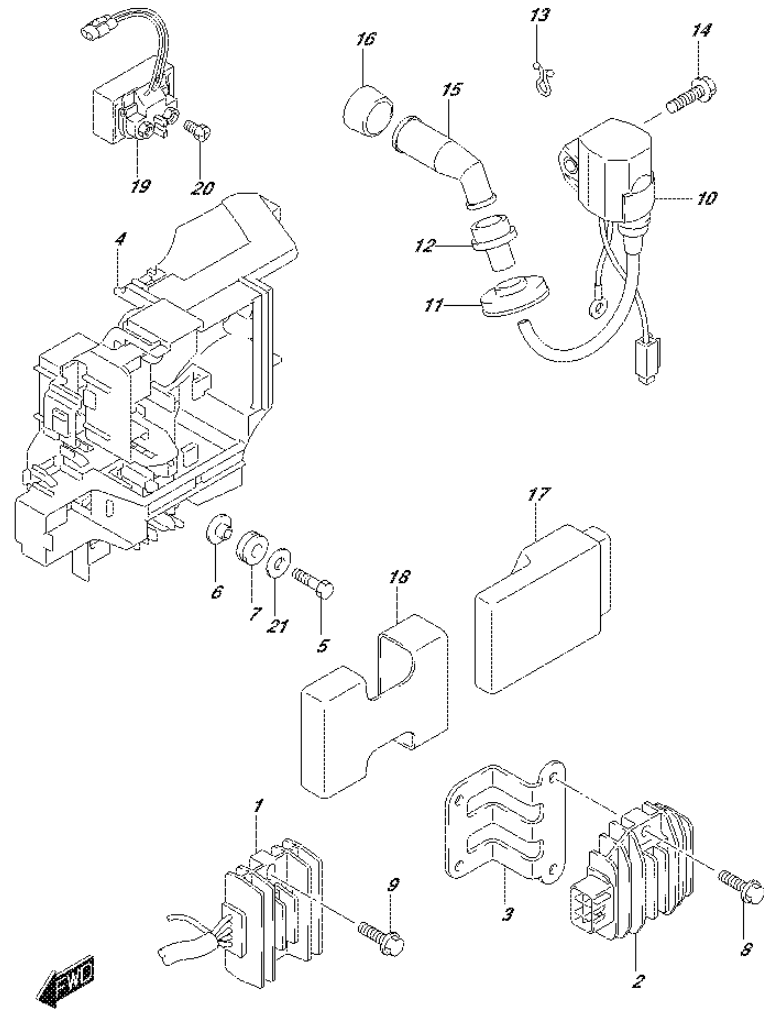


FIG.310B

FIG.310B (1-G-14) RECTIFIER/IGNITION COIL (DF25AR P01)

REF NO.	PART NO.	DESCRIPTION	Q'TY	REMARKS
1	32800-94L00	RECTIFIER & REGULATOR ASSY	1	
2	32800-88L00	RECTIFIER & REGULATOR ASSY	1	
3	32815-94L00	BRACKET, RECTIFIER	1	
4	32890-94L00	HOLDER, ELECTRIC PARTS	1	
5	01550-06207	BOLT	3	
6	09169-06063	WASHER	3	
7	09320-08051	CUSHION	3	
8	01550-06207	BOLT	2	
9	01550-06257	BOLT	2	
10	33410-94L00	COIL, IGNITION	3	
11	33446-94L00	PROTECTOR, HIGH TENSION CORD	3	
12	33542-16H00	SEAL, HIGH TENSION CORD	3	
13	09408-00020	CLIP	2	
14	01550-06207	BOLT	3	
15	33510-16H10	CAP ASSY, SPARK PLUG	3	
16	33541-16H00	SEAL, SPARK PLUG	3	
17	33920-94L00	UNIT, ENGINE CONTROL	1	
18	33925-94L00	CUSHION, ENGINE CONTROL UNIT	1	
19	31800-94L00	RELAY ASSY, STARTER MOTOR	1	
20	09128-06013	SCREW (6X8)	2	
21	08322-01067	WASHER	3	

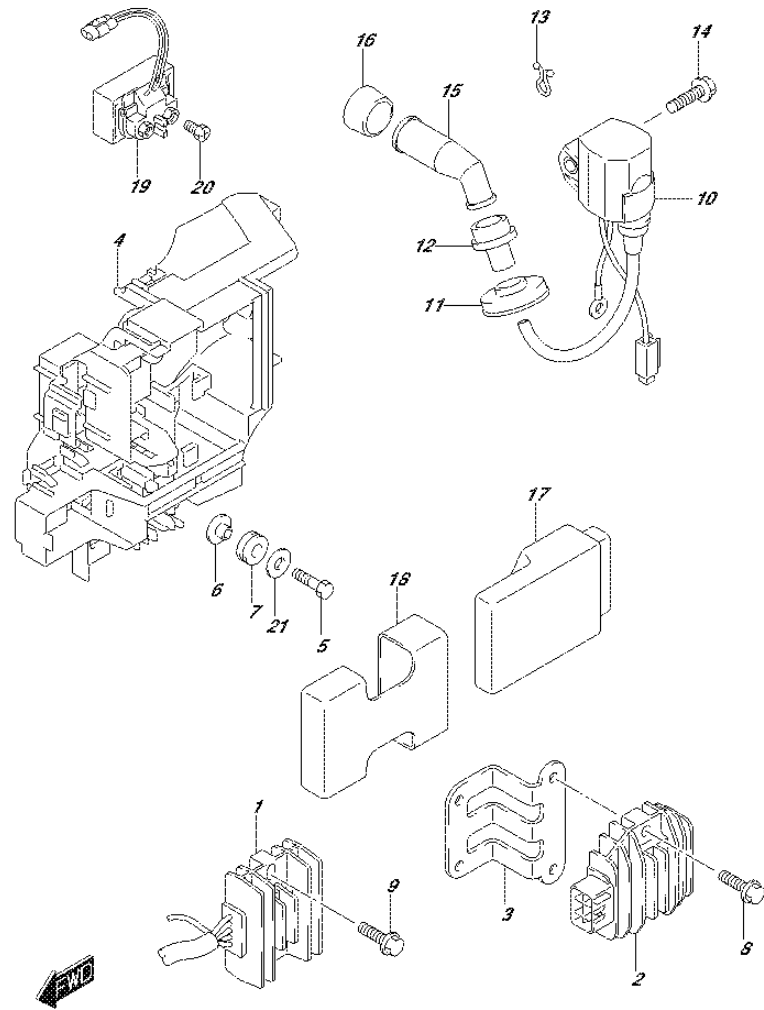


FIG.310C

FIG.310C (1-G-15) RECTIFIER/IGNITION COIL (DF25AT P01)

REF NO.	PART NO.	DESCRIPTION	Q'TY	REMARKS
1	32800-94L00	RECTIFIER & REGULATOR ASSY	1	
2	32800-88L00	RECTIFIER & REGULATOR ASSY	1	
3	32815-94L00	BRACKET, RECTIFIER	1	
4	32890-94L00	HOLDER, ELECTRIC PARTS	1	
5	01550-06207	BOLT	3	
6	09169-06063	WASHER	3	
7	09320-08051	CUSHION	3	
8	01550-06207	BOLT	2	
9	01550-06257	BOLT	2	
10	33410-94L00	COIL, IGNITION	3	
11	33446-94L00	PROTECTOR, HIGH TENSION CORD	3	
12	33542-16H00	SEAL, HIGH TENSION CORD	3	
13	09408-00020	CLIP	2	
14	01550-06207	BOLT	3	
15	33510-16H10	CAP ASSY, SPARK PLUG	3	
16	33541-16H00	SEAL, SPARK PLUG	3	
17	33920-94L00	UNIT, ENGINE CONTROL	1	
18	33925-94L00	CUSHION, ENGINE CONTROL UNIT	1	
19	31800-94L00	RELAY ASSY, STARTER MOTOR	1	
20	09128-06013	SCREW (6X8)	2	
21	08322-01067	WASHER	3	

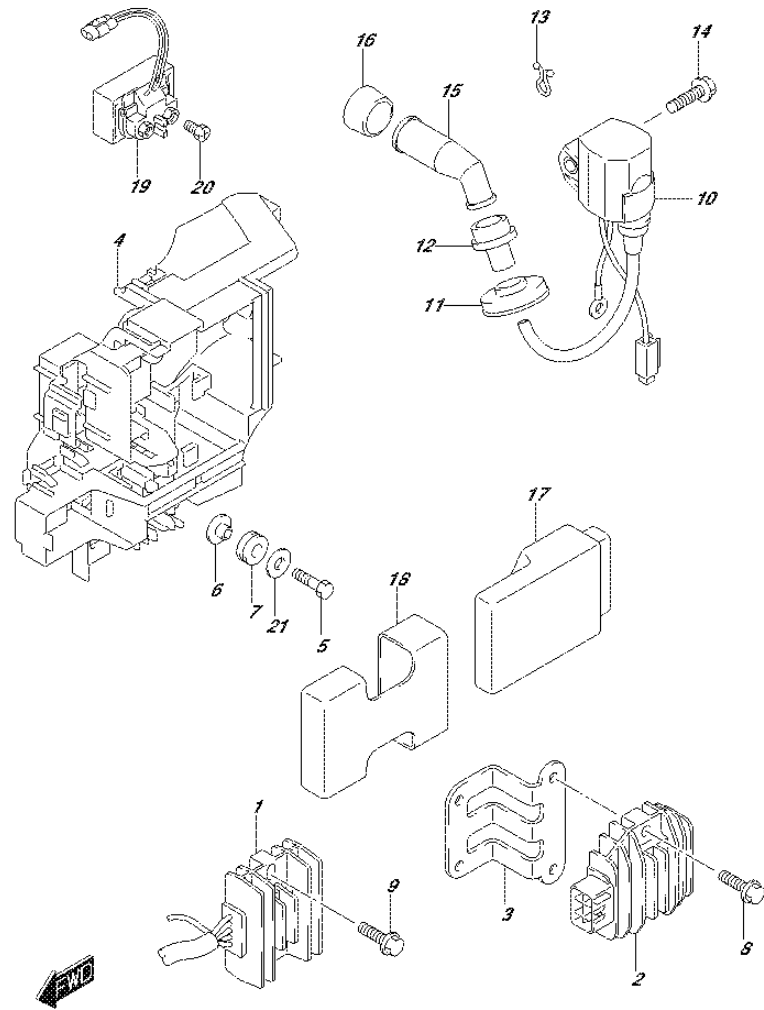


FIG.310D

FIG.310D (1-H-2) RECTIFIER/IGNITION COIL (DF25ATH P01)

REF NO.	PART NO.	DESCRIPTION	Q'TY	REMARKS
1	32800-94L00	RECTIFIER & REGULATOR ASSY	1	
2	32800-88L00	RECTIFIER & REGULATOR ASSY	1	
3	32815-94L00	BRACKET, RECTIFIER	1	
4	32890-94L00	HOLDER, ELECTRIC PARTS	1	
5	01550-06207	BOLT	3	
6	09169-06063	WASHER	3	
7	09320-08051	CUSHION	3	
8	01550-06207	BOLT	2	
9	01550-06257	BOLT	2	
10	33410-94L00	COIL, IGNITION	3	
11	33446-94L00	PROTECTOR, HIGH TENSION CORD	3	
12	33542-16H00	SEAL, HIGH TENSION CORD	3	
13	09408-00020	CLIP	2	
14	01550-06207	BOLT	3	
15	33510-16H10	CAP ASSY, SPARK PLUG	3	
16	33541-16H00	SEAL, SPARK PLUG	3	
17	33920-94L00	UNIT, ENGINE CONTROL	1	
18	33925-94L00	CUSHION, ENGINE CONTROL UNIT	1	
19	31800-94L00	RELAY ASSY, STARTER MOTOR	1	
20	09128-06013	SCREW (6X8)	2	
21	08322-01067	WASHER	3	

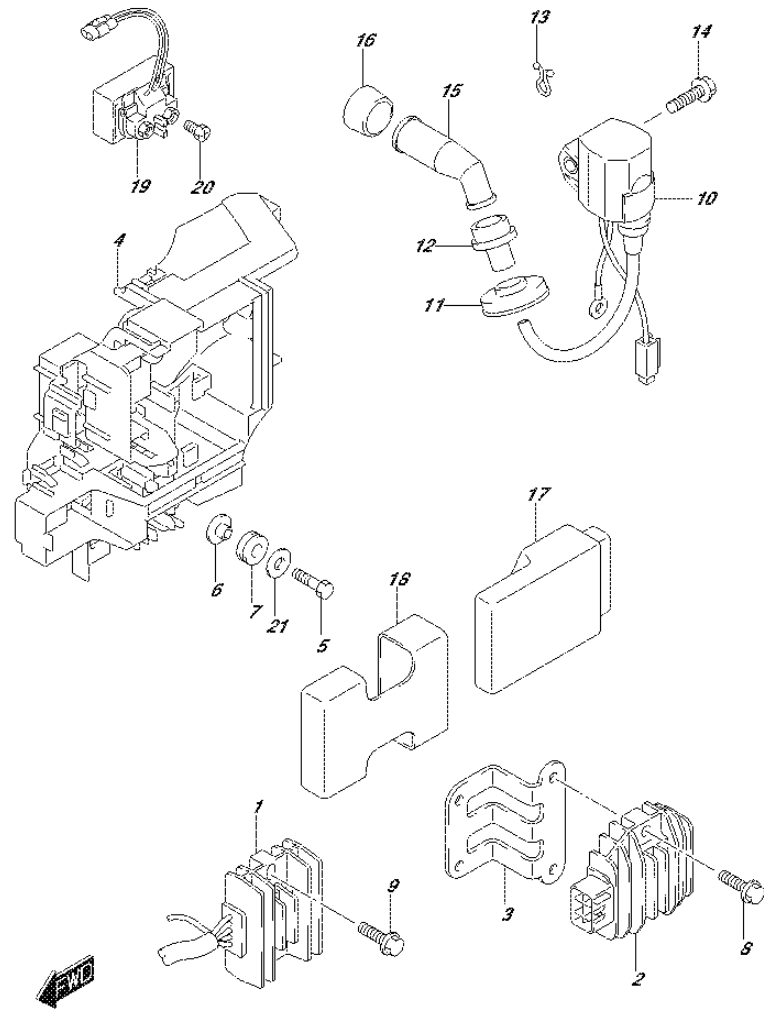
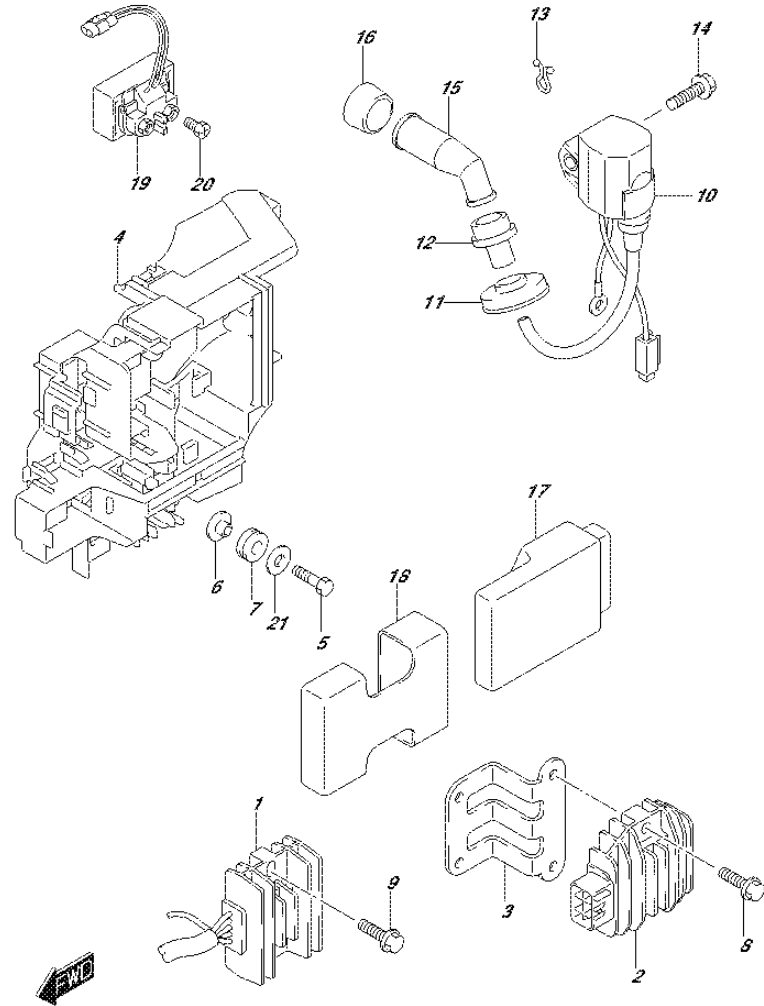


FIG.310E

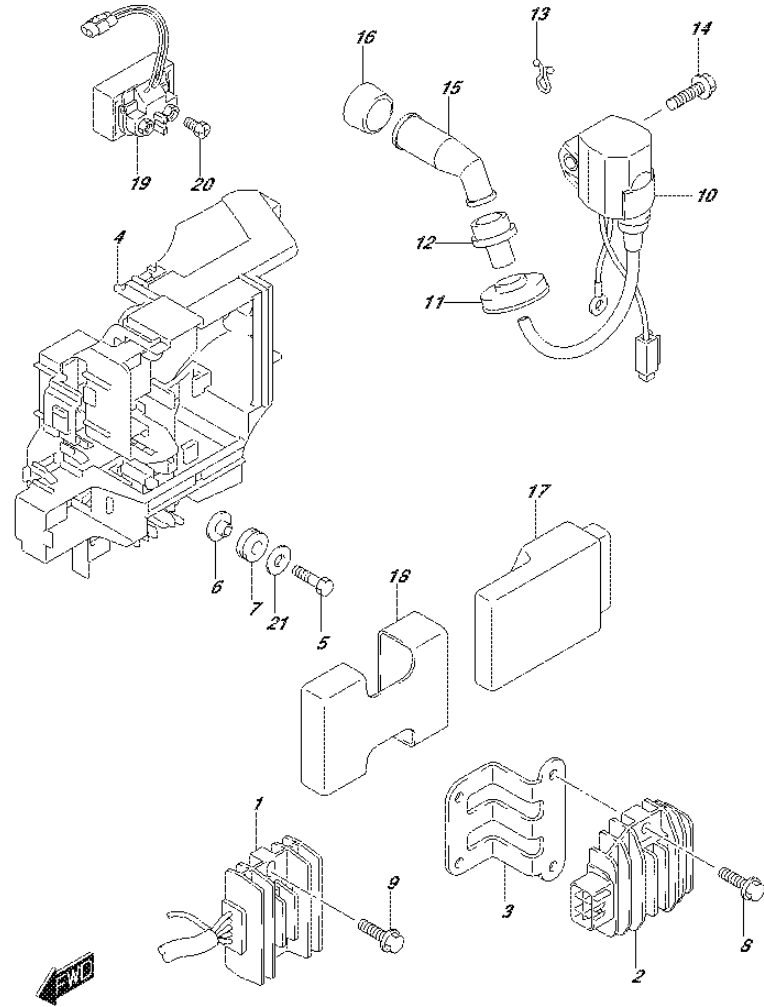
FIG.310E (1-H-3) RECTIFIER/IGNITION COIL (DF30A P40)



REF NO.	PART NO.	DESCRIPTION	Q'TY	REMARKS
1	32800-94L00	RECTIFIER & REGULATOR ASSY	1	
2	32800-88L00	RECTIFIER & REGULATOR ASSY	1	W/ELECTRIC STARTER
3	32815-94L00	BRACKET, RECTIFIER	1	W/ELECTRIC STARTER
4	32890-94L00	HOLDER, ELECTRIC PARTS	1	
5	01550-06207	BOLT	3	
6	09169-06063	WASHER	3	
7	09320-08051	CUSHION	3	
8	01550-06207	BOLT	2	W/ELECTRIC STARTER
9	01550-06257	BOLT	2	
10	33410-94L00	COIL, IGNITION	3	
11	33446-94L00	PROTECTOR, HIGH TENSION CORD	3	
12	33542-16H00	SEAL, HIGH TENSION CORD	3	
13	09408-00020	CLIP	2	
14	01550-06207	BOLT	3	
15	33510-16H10	CAP ASSY, SPARK PLUG	3	
16	33541-16H00	SEAL, SPARK PLUG	3	
17	33920-94L20	UNIT, ENGINE CONTROL	1	
18	33925-94L00	CUSHION, ENGINE CONTROL UNIT	1	
19	31800-94L00	RELAY ASSY, STARTER MOTOR	1	W/ELECTRIC STARTER
20	09128-06013	SCREW (6X8)	2	W/ELECTRIC STARTER
21	08322-01067	WASHER	3	

FIG.310F

FIG.310F (1-H-4) RECTIFIER/IGNITION COIL (DF30AT P01)



REF NO.	PART NO.	DESCRIPTION	Q'TY	REMARKS
1	32800-94L00	RECTIFIER & REGULATOR ASSY	1	
2	32800-88L00	RECTIFIER & REGULATOR ASSY	1	
3	32815-94L00	BRACKET, RECTIFIER	1	
4	32890-94L00	HOLDER, ELECTRIC PARTS	1	
5	01550-06207	BOLT	3	
6	09169-06063	WASHER	3	
7	09320-08051	CUSHION	3	
8	01550-06207	BOLT	2	
9	01550-06257	BOLT	2	
10	33410-94L00	COIL, IGNITION	3	
11	33446-94L00	PROTECTOR, HIGH TENSION CORD	3	
12	33542-16H00	SEAL, HIGH TENSION CORD	3	
13	09408-00020	CLIP	2	
14	01550-06207	BOLT	3	
15	33510-16H10	CAP ASSY, SPARK PLUG	3	
16	33541-16H00	SEAL, SPARK PLUG	3	
17	33920-94L10	UNIT, ENGINE CONTROL	1	
18	33925-94L00	CUSHION, ENGINE CONTROL UNIT	1	
19	31800-94L00	RELAY ASSY, STARTER MOTOR	1	
20	09128-06013	SCREW (6X8)	2	
21	08322-01067	WASHER	3	

FIG.310G

FIG.310G (1-H-5) RECTIFIER/IGNITION COIL (DF30ATH P01)

REF NO.	PART NO.	DESCRIPTION	Q'TY	REMARKS
1	32800-94L00	RECTIFIER & REGULATOR ASSY	1	
2	32800-88L00	RECTIFIER & REGULATOR ASSY	1	
3	32815-94L00	BRACKET, RECTIFIER	1	
4	32890-94L00	HOLDER, ELECTRIC PARTS	1	
5	01550-06207	BOLT	3	
6	09169-06063	WASHER	3	
7	09320-08051	CUSHION	3	
8	01550-06207	BOLT	2	
9	01550-06257	BOLT	2	
10	33410-94L00	COIL, IGNITION	3	
11	33446-94L00	PROTECTOR, HIGH TENSION CORD	3	
12	33542-16H00	SEAL, HIGH TENSION CORD	3	
13	09408-00020	CLIP	2	
14	01550-06207	BOLT	3	
15	33510-16H10	CAP ASSY, SPARK PLUG	3	
16	33541-16H00	SEAL, SPARK PLUG	3	
17	33920-94L10	UNIT, ENGINE CONTROL	1	
18	33925-94L00	CUSHION, ENGINE CONTROL UNIT	1	
19	31800-94L00	RELAY ASSY, STARTER MOTOR	1	
20	09128-06013	SCREW (6X8)	2	
21	08322-01067	WASHER	3	

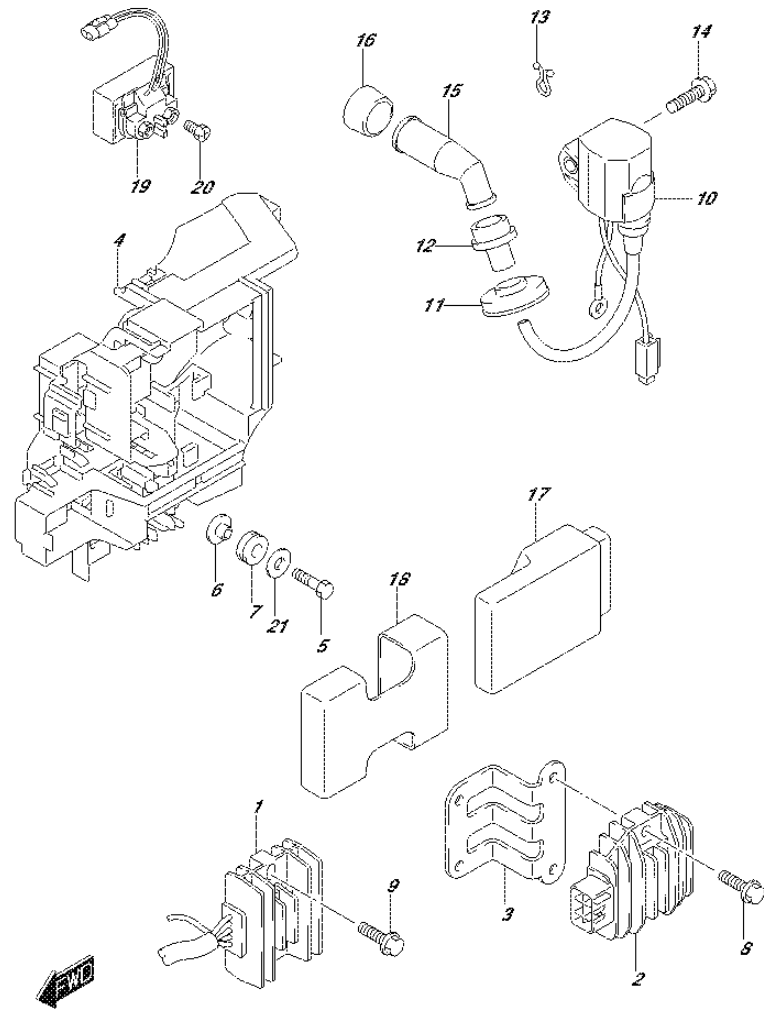


FIG.310H

FIG.310H (1-H-6) RECTIFIER/IGNITION COIL (DF30AQ P01)

REF NO.	PART NO.	DESCRIPTION	Q'TY	REMARKS
1	32800-94L00	RECTIFIER & REGULATOR ASSY	1	
2	32800-88L00	RECTIFIER & REGULATOR ASSY	1	W/ELECTRIC STARTER
3	32815-94L00	BRACKET, RECTIFIER	1	W/ELECTRIC STARTER
4	32890-94L00	HOLDER, ELECTRIC PARTS	1	
5	01550-06207	BOLT	3	
6	09169-06063	WASHER	3	
7	09320-08051	CUSHION	3	
8	01550-06207	BOLT	2	W/ELECTRIC STARTER
9	01550-06257	BOLT	2	
10	33410-94L00	COIL, IGNITION	3	
11	33446-94L00	PROTECTOR, HIGH TENSION CORD	3	
12	33542-16H00	SEAL, HIGH TENSION CORD	3	
13	09408-00020	CLIP	2	
14	01550-06207	BOLT	3	
15	33510-16H10	CAP ASSY, SPARK PLUG	3	
16	33541-16H00	SEAL, SPARK PLUG	3	
17	33920-94L10	UNIT, ENGINE CONTROL	1	
18	33925-94L00	CUSHION, ENGINE CONTROL UNIT	1	
19	31800-94L00	RELAY ASSY, STARTER MOTOR	1	W/ELECTRIC STARTER
20	09128-06013	SCREW (6X8)	2	W/ELECTRIC STARTER
21	08322-01067	WASHER	3	

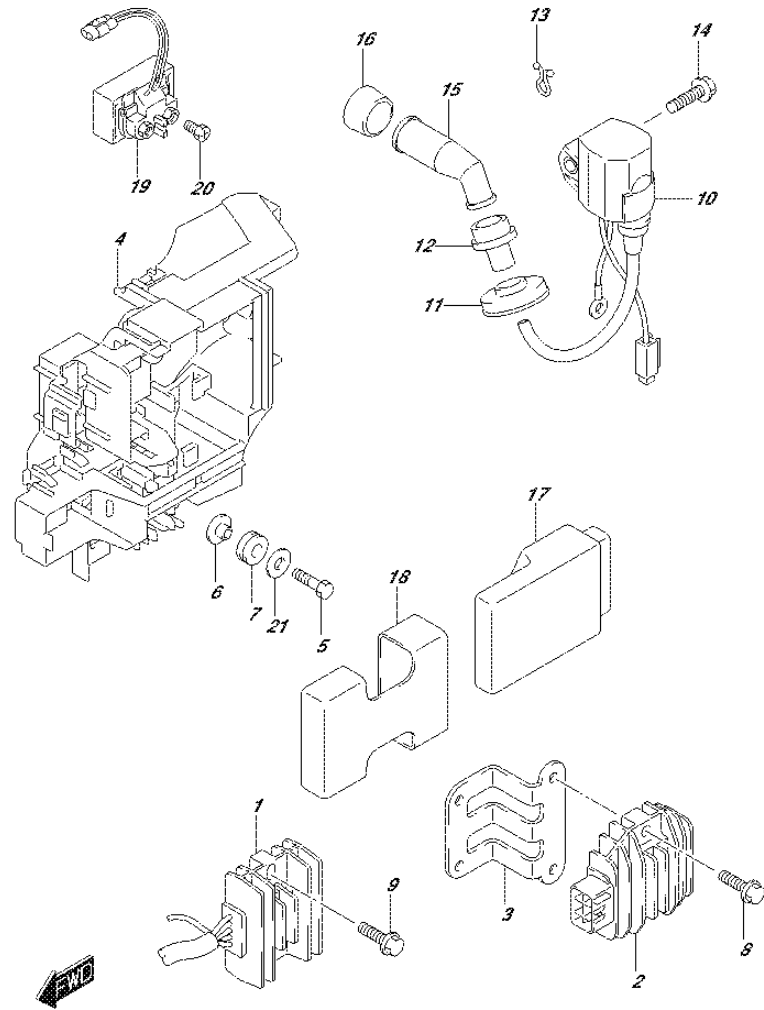


FIG.322A

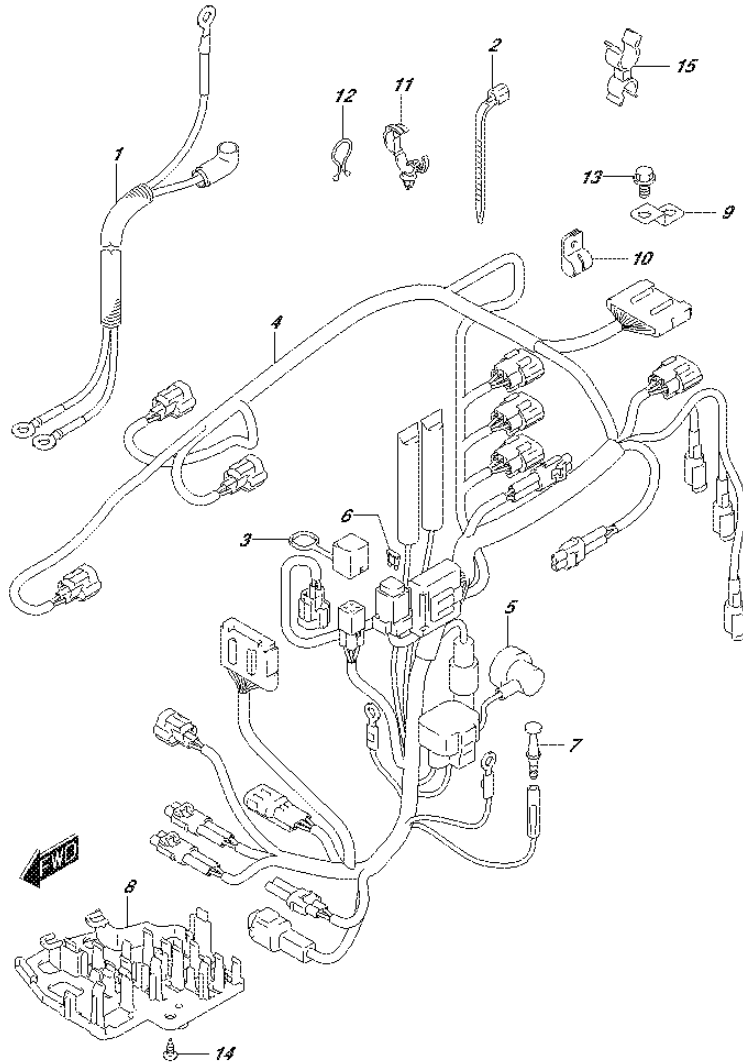
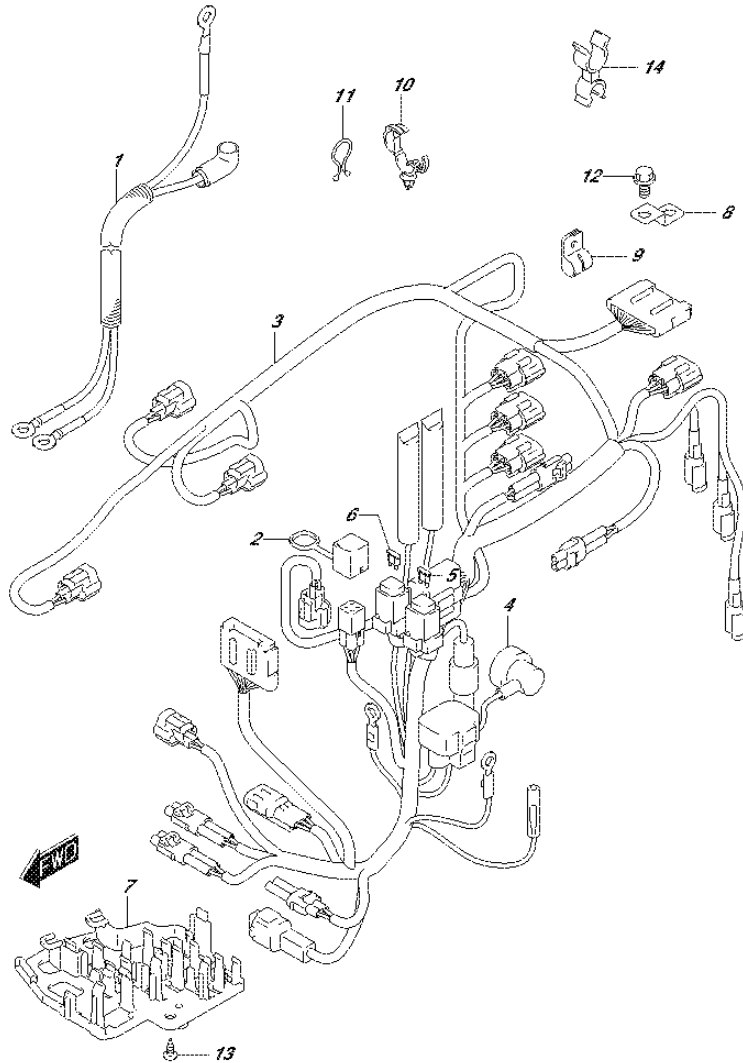


FIG.322A (1-H-7) HARNESS (DF25A P01)

REF NO.	PART NO.	DESCRIPTION	Q'TY	REMARKS
1	33810-94L00	CABLE, STARTER	1	W/ELECTRIC STARTER
2	09407-18402	CLAMP (L:165)	1	W/ELECTRIC STARTER
3	33634-94L00	CAP, SERVICE CONNECTOR	1	
4-1	36610-94L00	HARNESS ASSY, WIRING	1	W/MANUAL STARTER
4-2	36610-94L10	HARNESS ASSY, WIRING	1	W/ELECTRIC STARTER
5	36618-43410	.CAP, OIL PRESSURE SWITCH	1	W/ELECTRIC STARTER
6	09481-30501	.FUSE (30A)	1	W/ELECTRIC STARTER
7	36615-96300	TERMINAL	1	
8	36616-94L00	HOLDER, CONNECTOR	1	
9	36617-93J10	BRACKET, HARNESS	1	
10	09403-08404	CLAMP	1	
11	09403-20308	CLAMP	2	
12	09408-00008	CLIP (ID:20)	3	
13	01550-06127	BOLT	1	
14	03542-05169	SCREW	2	
15	09408-00054	CLAMP	1	

FIG.322B



DF25A_30A_P01_015_322B
HARNESS

FIG.322B (1-H-8) HARNESS (DF25AR P01)

REF NO.	PART NO.	DESCRIPTION	Q'TY	REMARKS
1	33810-94L00	CABLE, STARTER	1	
2	33634-94L00	CAP, SERVICE CONNECTOR	1	
3	36610-94L20	HARNESS ASSY, WIRING	1	
4	36618-43410	.CAP, OIL PRESSURE SWITCH	1	
5	09481-10501	.FUSE (10A)	1	
6	09481-30501	.FUSE (30A)	1	
7	36616-94L00	HOLDER, CONNECTOR	1	
8	36617-93J10	BRACKET, HARNESS	1	
9	09403-08404	CLAMP	1	
10	09403-20308	CLAMP	2	
11	09408-00008	CLIP (ID:20)	3	
12	01550-06127	BOLT	1	
13	03542-05169	SCREW	2	
14	09408-00054	CLAMP	1	

DF25A_30A_P01_015

FIG.322C

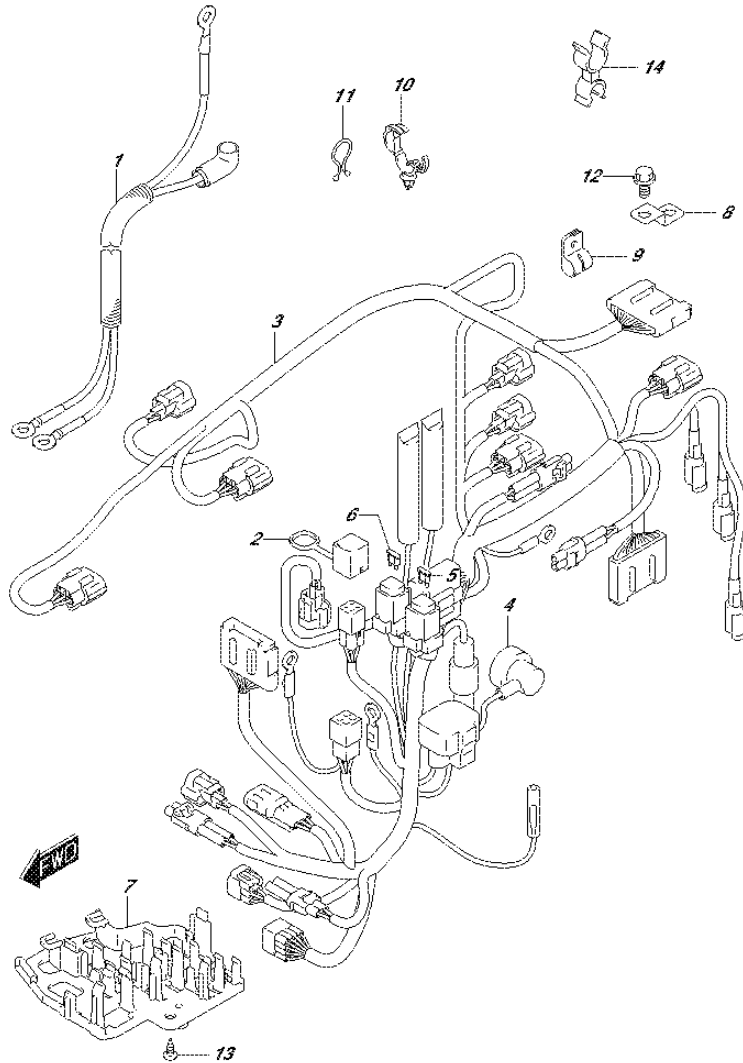


FIG.322C (1-H-9) HARNESS (DF25AT P01)

REF NO.	PART NO.	DESCRIPTION	Q'TY	REMARKS
1	33810-94L00	CABLE, STARTER	1	
2	33634-94L00	CAP, SERVICE CONNECTOR	1	
3	36610-94L40	HARNESS ASSY, WIRING	1	
4	36618-43410	.CAP, OIL PRESSURE SWITCH	1	
5	09481-10501	.FUSE (10A)	1	
6	09481-30501	.FUSE (30A)	1	
7	36616-94L00	HOLDER, CONNECTOR	1	
8	36617-93J10	BRACKET, HARNESS	1	
9	09403-08404	CLAMP	1	
10	09403-20308	CLAMP	2	
11	09408-00008	CLIP (ID:20)	3	
12	01550-06127	BOLT	1	
13	03542-05169	SCREW	2	
14	09408-00054	CLAMP	1	

FIG.322D

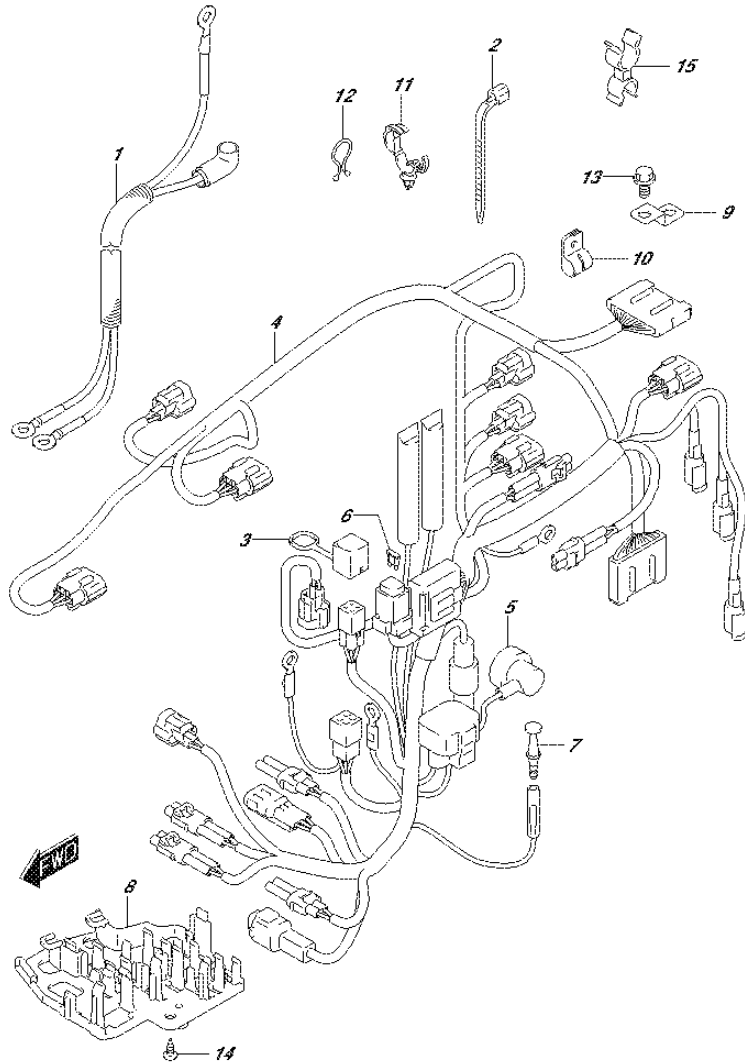


FIG.322D (1-H-10) HARNESS (DF25ATH P01)

REF NO.	PART NO.	DESCRIPTION	Q'TY	REMARKS
1	33810-94L00	CABLE, STARTER	1	
2	09407-18402	CLAMP (L:165)	1	
3	33634-94L00	CAP, SERVICE CONNECTOR	1	
4	36610-94L30	HARNESS ASSY, WIRING	1	
5	36618-43410	.CAP, OIL PRESSURE SWITCH	1	
6	09481-30501	.FUSE (30A)	1	
7	36615-96300	TERMINAL	1	
8	36616-94L00	HOLDER, CONNECTOR	1	
9	36617-93J10	BRACKET, HARNESS	1	
10	09403-08404	CLAMP	1	
11	09403-20308	CLAMP	2	
12	09408-00008	CLIP (ID:20)	3	
13	01550-06127	BOLT	1	
14	03542-05169	SCREW	2	
15	09408-00054	CLAMP	1	

FIG.322E

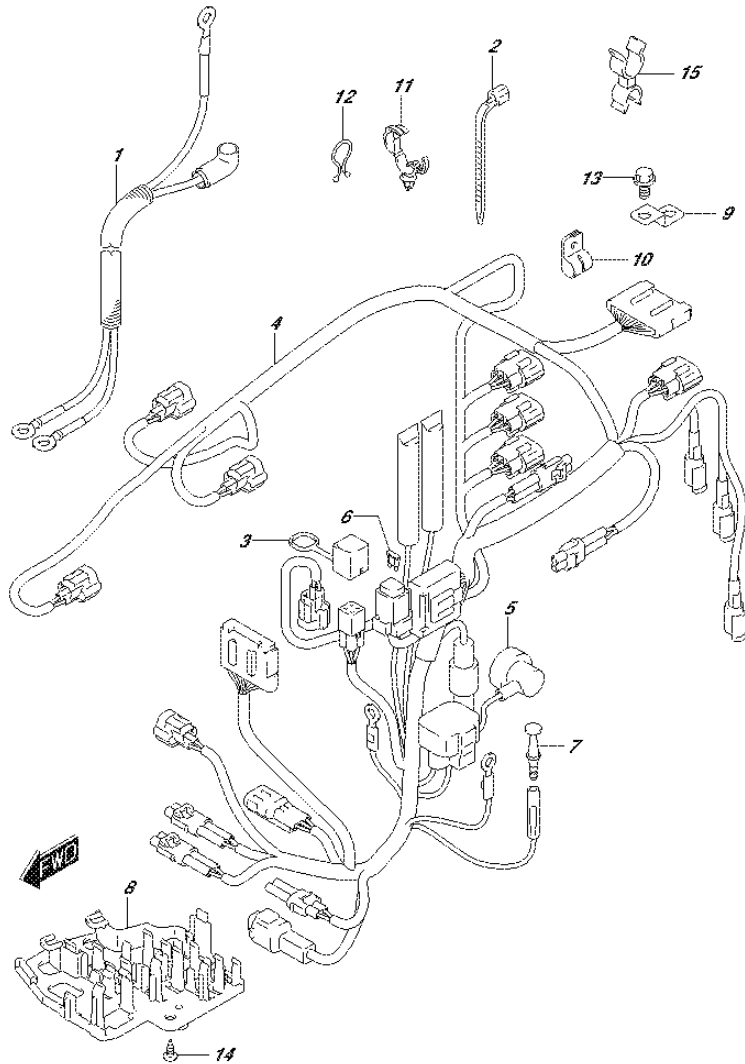


FIG.322E (1-H-11) HARNESS (DF30A P40)

REF NO.	PART NO.	DESCRIPTION	Q'TY	REMARKS
1	33810-94L00	CABLE, STARTER	1	W/ELECTRIC STARTER
2	09407-18402	CLAMP (L:165)	1	W/ELECTRIC STARTER
3	33634-94L00	CAP, SERVICE CONNECTOR	1	
4-1	36610-94L00	HARNESS ASSY, WIRING	1	W/MANUAL STARTER
4-2	36610-94L10	HARNESS ASSY, WIRING	1	W/ELECTRIC STARTER
5	36618-43410	.CAP, OIL PRESSURE SWITCH	1	W/ELECTRIC STARTER
6	09481-30501	.FUSE (30A)	1	W/ELECTRIC STARTER
7	36615-96300	TERMINAL	1	
8	36616-94L00	HOLDER, CONNECTOR	1	
9	36617-93J10	BRACKET, HARNESS	1	
10	09403-08404	CLAMP	1	
11	09403-20308	CLAMP	2	
12	09408-00008	CLIP (ID:20)	3	
13	01550-06127	BOLT	1	
14	03542-05169	SCREW	2	
15	09408-00054	CLAMP	1	

FIG.322F

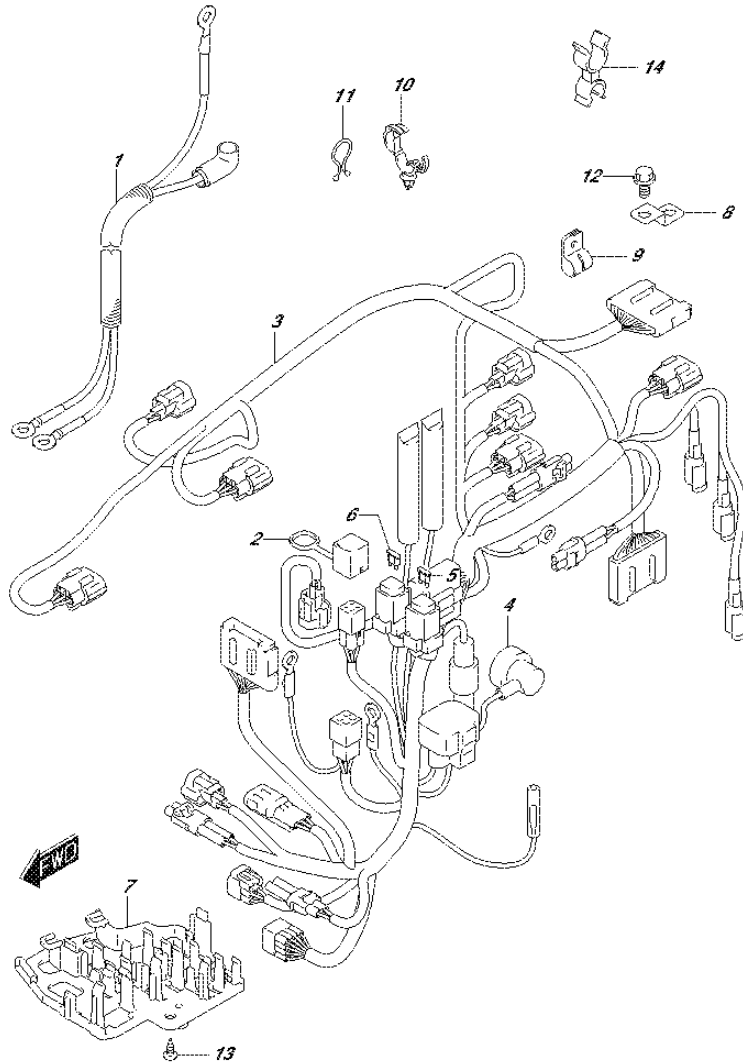
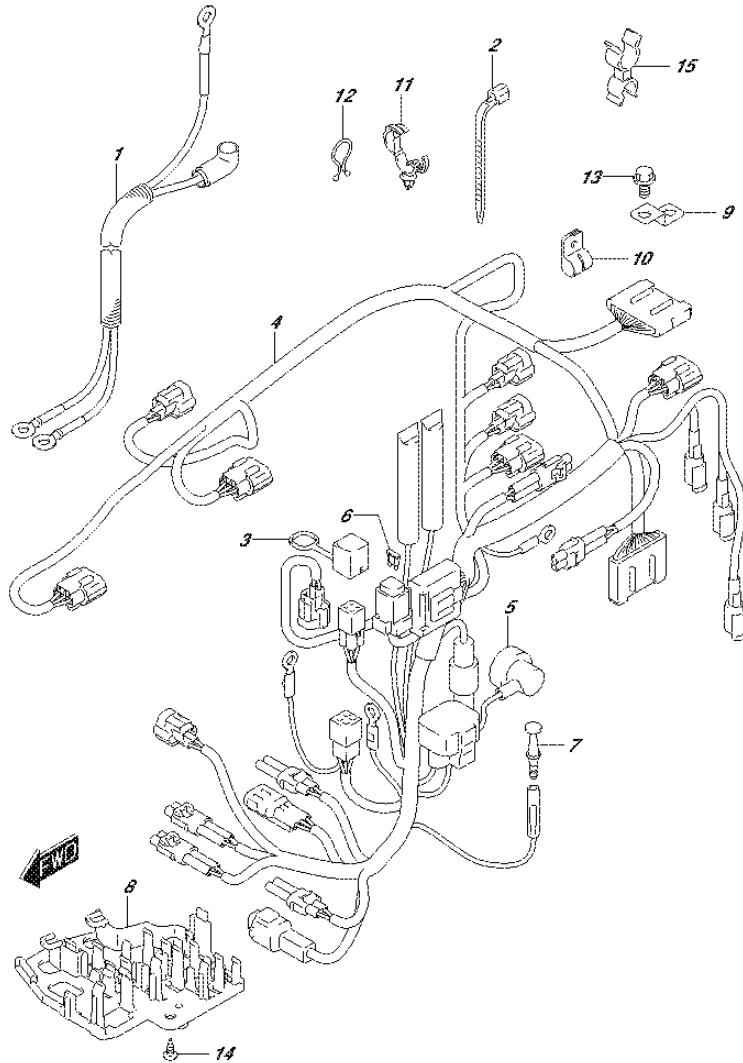


FIG.322F (1-H-12) HARNESS (DF30AT P01)

REF NO.	PART NO.	DESCRIPTION	Q'TY	REMARKS
1	33810-94L00	CABLE, STARTER	1	
2	33634-94L00	CAP, SERVICE CONNECTOR	1	
3	36610-94L40	HARNESS ASSY, WIRING	1	
4	36618-43410	.CAP, OIL PRESSURE SWITCH	1	
5	09481-10501	.FUSE (10A)	1	
6	09481-30501	.FUSE (30A)	1	
7	36616-94L00	HOLDER, CONNECTOR	1	
8	36617-93J10	BRACKET, HARNESS	1	
9	09403-08404	CLAMP	1	
10	09403-20308	CLAMP	2	
11	09408-00008	CLIP (ID:20)	3	
12	01550-06127	BOLT	1	
13	03542-05169	SCREW	2	
14	09408-00054	CLAMP	1	

FIG.322G



DF25A_30A_P01_015_322G
HARNESS

FIG.322G (1-H-13) HARNESS (DF30ATH P01)

REF NO.	PART NO.	DESCRIPTION	Q'TY	REMARKS
1	33810-94L00	CABLE, STARTER	1	
2	09407-18402	CLAMP (L:165)	1	
3	33634-94L00	CAP, SERVICE CONNECTOR	1	
4	36610-94L30	HARNESS ASSY, WIRING	1	
5	36618-43410	.CAP, OIL PRESSURE SWITCH	1	
6	09481-30501	.FUSE (30A)	1	
7	36615-96300	TERMINAL	1	
8	36616-94L00	HOLDER, CONNECTOR	1	
9	36617-93J10	BRACKET, HARNESS	1	
10	09403-08404	CLAMP	1	
11	09403-20308	CLAMP	2	
12	09408-00008	CLIP (ID:20)	3	
13	01550-06127	BOLT	1	
14	03542-05169	SCREW	2	
15	09408-00054	CLAMP	1	

DF25A_30A_P01_015

FIG.322H

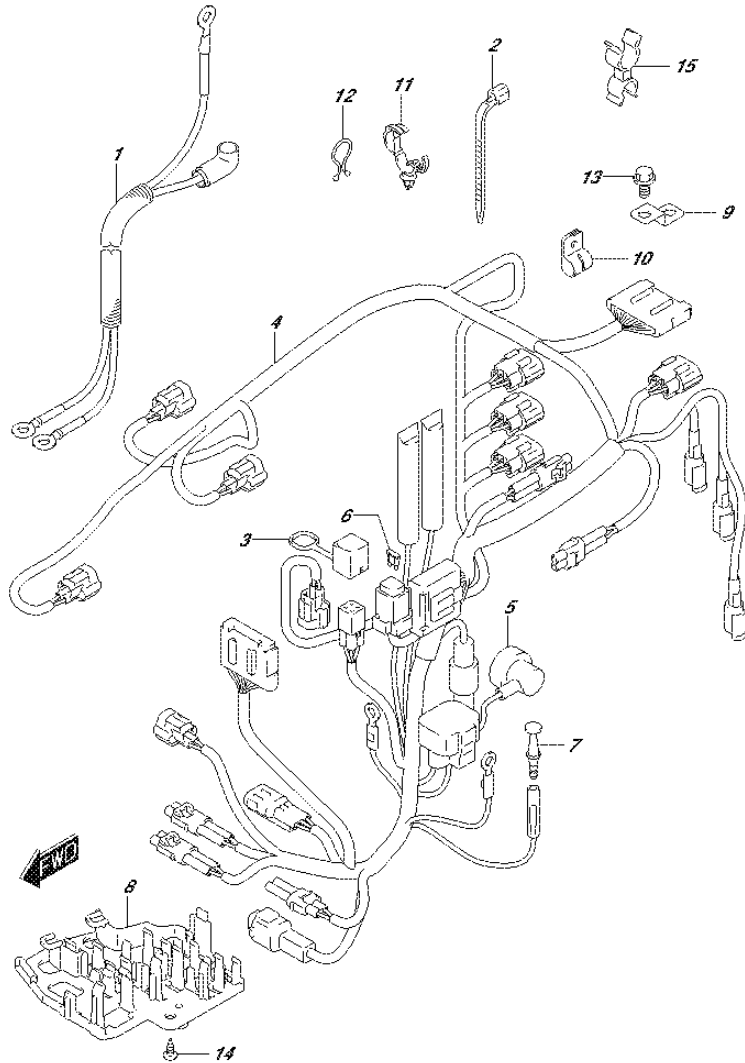


FIG.322H (1-H-14) HARNESS (DF30AQ P01)

REF NO.	PART NO.	DESCRIPTION	Q'TY	REMARKS
1	33810-94L00	CABLE, STARTER	1	W/ELECTRIC STARTER
2	09407-18402	CLAMP (L:165)	1	W/ELECTRIC STARTER
3	33634-94L00	CAP, SERVICE CONNECTOR	1	
4-1	36610-94L00	HARNESS ASSY, WIRING	1	W/MANUAL STARTER
4-2	36610-94L10	HARNESS ASSY, WIRING	1	W/ELECTRIC STARTER
5	36618-43410	.CAP, OIL PRESSURE SWITCH	1	W/ELECTRIC STARTER
6	09481-30501	.FUSE (30A)	1	W/ELECTRIC STARTER
7	36615-96300	TERMINAL	1	
8	36616-94L00	HOLDER, CONNECTOR	1	
9	36617-93J10	BRACKET, HARNESS	1	
10	09403-08404	CLAMP	1	
11	09403-20308	CLAMP	2	
12	09408-00008	CLIP (ID:20)	3	
13	01550-06127	BOLT	1	
14	03542-05169	SCREW	2	
15	09408-00054	CLAMP	1	

FIG.327A

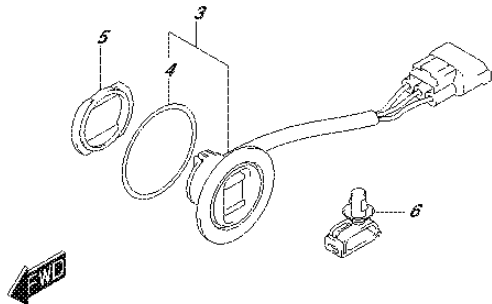
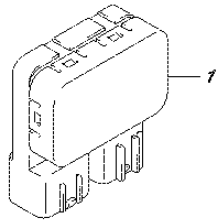
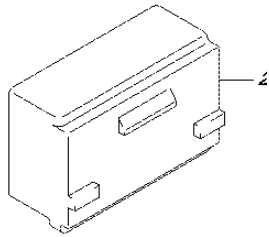


FIG.327A (1-H-15) PTT SWITCH (DF25AT P01)

REF NO.	PART NO.	DESCRIPTION	Q'TY	REMARKS
1	38410-93J20	RELAY ASSY, PTT	1	
2	38415-94L00	HOLDER, PTT RELAY	1	
3	37850-92J00	SWITCH ASSY, PTT	1	
4	37856-92J00	.TAPE, PTT SWITCH	1	
5	37857-92J00	BUSH, PTT SWITCH	1	
6	09403-07340	CLAMP	1	

FIG.327B

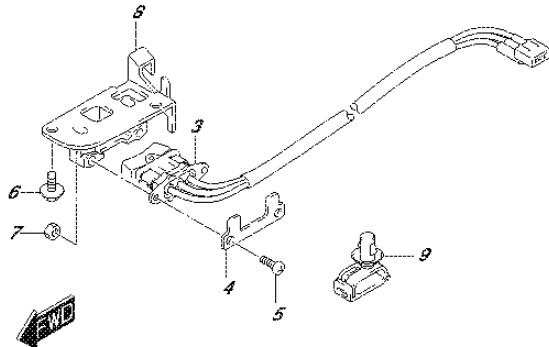
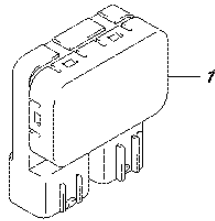
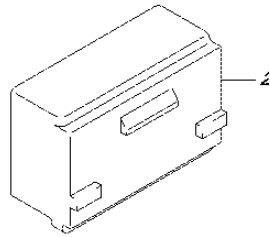


FIG.327B (1-I-2) PTT SWITCH (DF25ATH P01)

REF NO.	PART NO.	DESCRIPTION	Q'TY	REMARKS
1	38410-93J20	RELAY ASSY, PTT	1	
2	38415-94L00	HOLDER, PTT RELAY	1	
3	37850-94L00	SWITCH ASSY, PTT	1	
4	37852-94JA0	PLATE, PTT SWITCH	1	
5	09125-05046	SCREW (5X12)	2	
6	29103-93J00	BOLT, PTT SW BRACKET (6X12)	2	
7	09140-05005	NUT	2	
8	37851-89L00	HOLDER, PTT SWITCH	1	
9	09403-07340	CLAMP	1	

FIG.327C

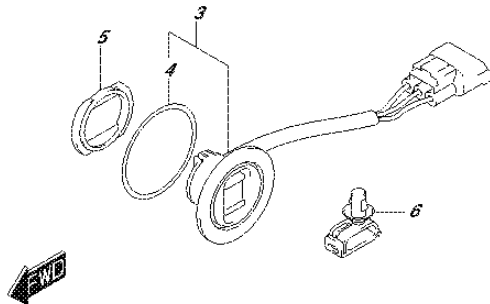
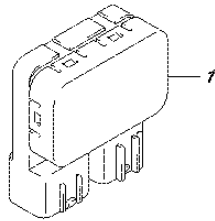
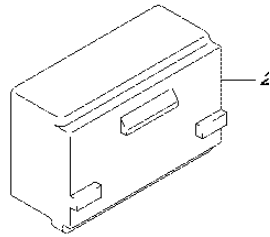


FIG.327C (1-I-3) PTT SWITCH (DF30AT P01)

REF NO.	PART NO.	DESCRIPTION	Q'TY	REMARKS
1	38410-93J20	RELAY ASSY, PTT	1	
2	38415-94L00	HOLDER, PTT RELAY	1	
3	37850-92J00	SWITCH ASSY, PTT	1	
4	37856-92J00	.TAPE, PTT SWITCH	1	
5	37857-92J00	BUSH, PTT SWITCH	1	
6	09403-07340	CLAMP	1	

FIG.327D

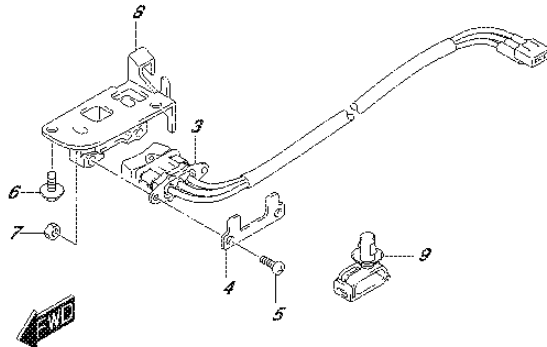
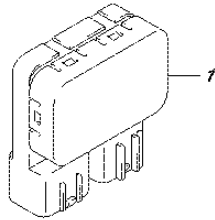
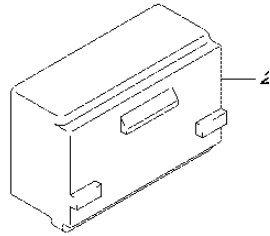


FIG.327D (1-I-4) PTT SWITCH (DF30ATH P01)

REF NO.	PART NO.	DESCRIPTION	Q'TY	REMARKS
1	38410-93J20	RELAY ASSY, PTT	1	
2	38415-94L00	HOLDER, PTT RELAY	1	
3	37850-94L00	SWITCH ASSY, PTT	1	
4	37852-94JA0	PLATE, PTT SWITCH	1	
5	09125-05046	SCREW (5X12)	2	
6	29103-93J00	BOLT, PTT SW BRACKET (6X12)	2	
7	09140-05005	NUT	2	
8	37851-89L00	HOLDER, PTT SWITCH	1	
9	09403-07340	CLAMP	1	

FIG.334A

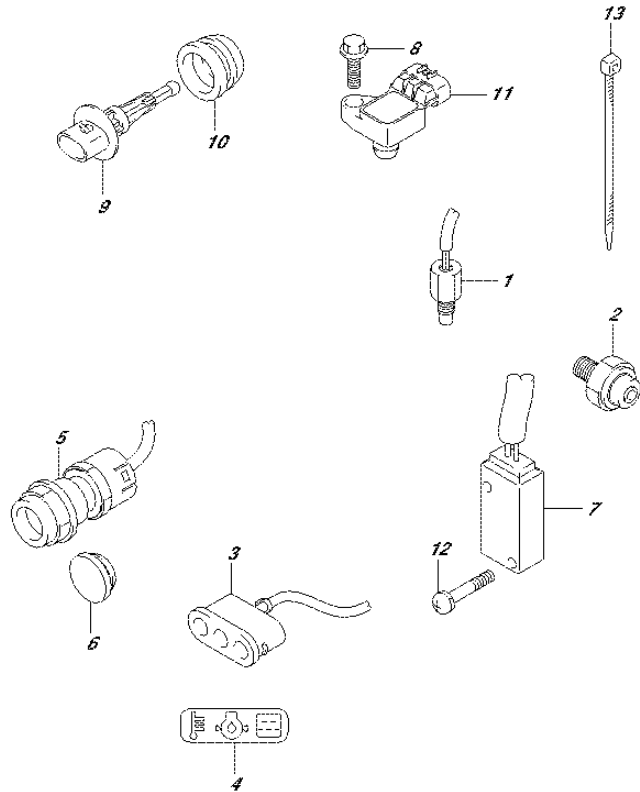


FIG.334A (1-I-5) SENSOR/SWITCH (DF25A P01)

REF NO.	PART NO.	DESCRIPTION	Q'TY	REMARKS
1	13640-32G20	SENSOR, ENGINE TEMP	1	
2	37820-80001	SWITCH ASSY, OIL PRESSURE	1	
3	36360-94L00	INDICATOR, WARNING	1	
4	36367-89L00	LABEL, WARNING	1	
5	37161-89L00	SWITCH ASSY, STARTER MOTOR	1	W/ELECTRIC STARTER
6	37163-89L00	PLUG, STARTING SWITCH HOLE	1	W/MANUAL STARTER
7	37721-94L00	SWITCH ASSY, NEUTRAL	1	
8	01550-06207	BOLT	1	
9	13650-52G00	SENSOR, INLET AIR TEMP	1	
10	13655-87J00	GROMMET, AIR TEMP SENSOR	1	
11	18590-58M00	SENSOR, PRESSURE	1	
12	09137-03008	SCREW	2	
13	09407-14407	CLAMP (L:145)	1	



FIG.334B

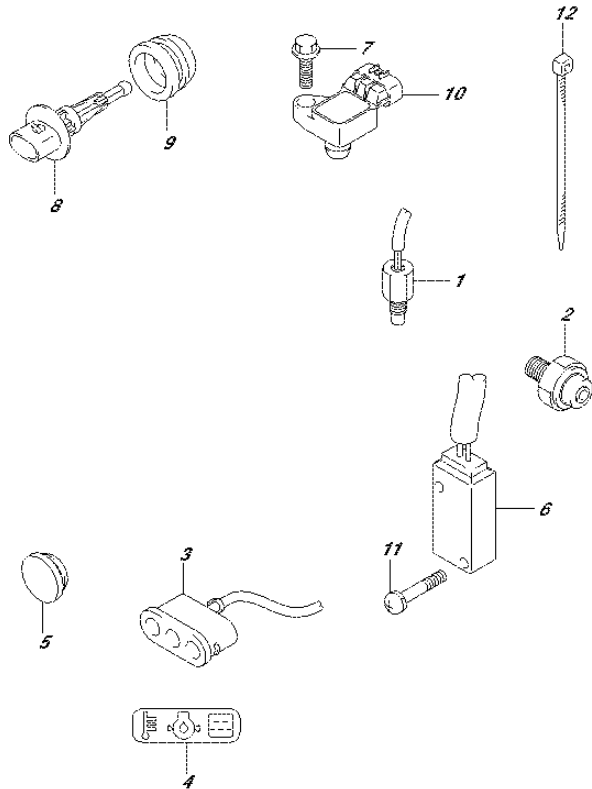


FIG.334B (1-I-6) SENSOR/SWITCH (DF25AR P01)

REF NO.	PART NO.	DESCRIPTION	Q'TY	REMARKS
1	13640-32G20	SENSOR, ENGINE TEMP	1	
2	37820-80001	SWITCH ASSY, OIL PRESSURE	1	
3	36360-94L00	INDICATOR, WARNING	1	
4	36367-89L00	LABEL, WARNING	1	
5	37163-89L00	PLUG, STARTING SWITCH HOLE	1	
6	37721-94L00	SWITCH ASSY, NEUTRAL	1	
7	01550-06207	BOLT	1	
8	13650-52G00	SENSOR, INLET AIR TEMP	1	
9	13655-87J00	GROMMET, AIR TEMP SENSOR	1	
10	18590-58M00	SENSOR, PRESSURE	1	
11	09137-03008	SCREW	2	
12	09407-14407	CLAMP (L:145)	1	

FIG.334C

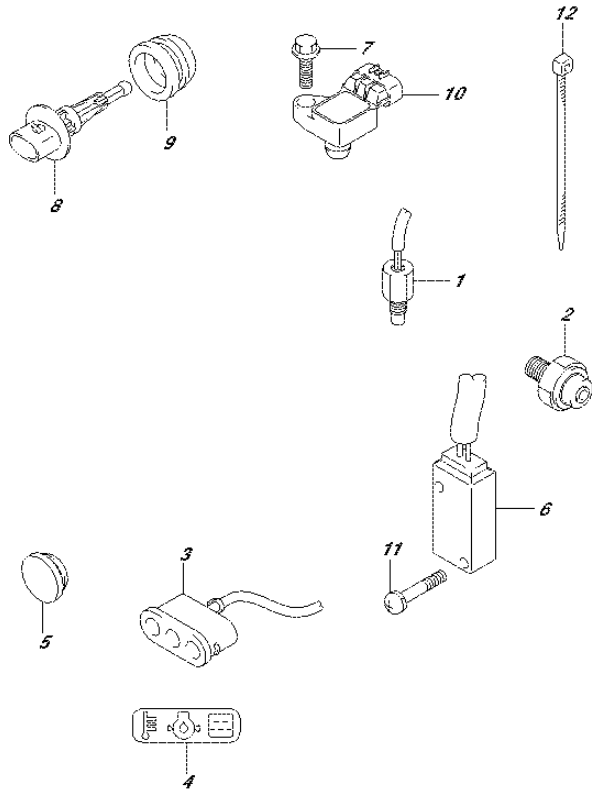


FIG.334C (1-I-7) SENSOR/SWITCH (DF25AT P01)

REF NO.	PART NO.	DESCRIPTION	Q'TY	REMARKS
1	13640-32G20	SENSOR, ENGINE TEMP	1	
2	37820-80001	SWITCH ASSY, OIL PRESSURE	1	
3	36360-94L00	INDICATOR, WARNING	1	
4	36367-89L00	LABEL, WARNING	1	
5	37163-89L00	PLUG, STARTING SWITCH HOLE	1	
6	37721-94L00	SWITCH ASSY, NEUTRAL	1	
7	01550-06207	BOLT	1	
8	13650-52G00	SENSOR, INLET AIR TEMP	1	
9	13655-87J00	GROMMET, AIR TEMP SENSOR	1	
10	18590-58M00	SENSOR, PRESSURE	1	
11	09137-03008	SCREW	2	
12	09407-14407	CLAMP (L:145)	1	



FIG.334D

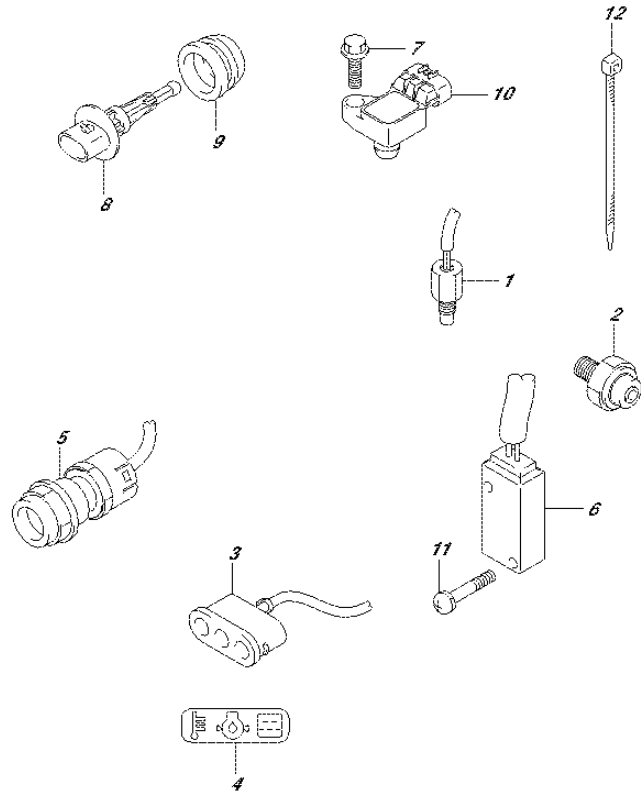


FIG.334D (1-I-8) SENSOR/SWITCH (DF25ATH P01)

REF NO.	PART NO.	DESCRIPTION	Q'TY	REMARKS
1	13640-32G20	SENSOR, ENGINE TEMP	1	
2	37820-80001	SWITCH ASSY, OIL PRESSURE	1	
3	36360-94L00	INDICATOR, WARNING	1	
4	36367-89L00	LABEL, WARNING	1	
5	37161-89L00	SWITCH ASSY, STARTER MOTOR	1	
6	37721-94L00	SWITCH ASSY, NEUTRAL	1	
7	01550-06207	BOLT	1	
8	13650-52G00	SENSOR, INLET AIR TEMP	1	
9	13655-87J00	GROMMET, AIR TEMP SENSOR	1	
10	18590-58M00	SENSOR, PRESSURE	1	
11	09137-03008	SCREW	2	
12	09407-14407	CLAMP (L:145)	1	



FIG.334E

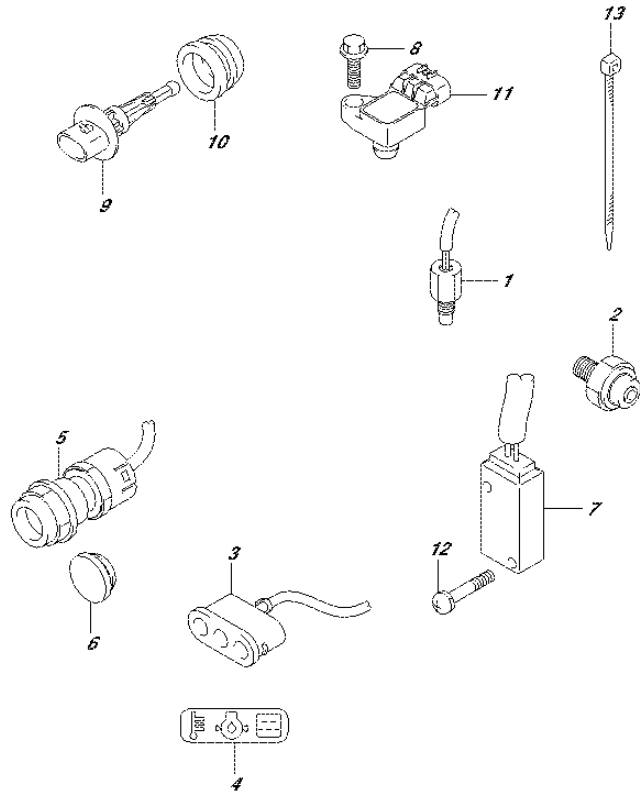


FIG.334E (1-I-9) SENSOR/SWITCH (DF30A P40)

REF NO.	PART NO.	DESCRIPTION	Q'TY	REMARKS
1	13640-32G20	SENSOR, ENGINE TEMP	1	
2	37820-80001	SWITCH ASSY, OIL PRESSURE	1	
3	36360-94L00	INDICATOR, WARNING	1	
4	36367-89L00	LABEL, WARNING	1	
5	37161-89L00	SWITCH ASSY, STARTER MOTOR	1	W/ELECTRIC STARTER
6	37163-89L00	PLUG, STARTING SWITCH HOLE	1	W/MANUAL STARTER
7	37721-94L00	SWITCH ASSY, NEUTRAL	1	
8	01550-06207	BOLT	1	
9	13650-52G00	SENSOR, INLET AIR TEMP	1	
10	13655-87J00	GROMMET, AIR TEMP SENSOR	1	
11	18590-58M00	SENSOR, PRESSURE	1	
12	09137-03008	SCREW	2	
13	09407-14407	CLAMP (L:145)	1	



FIG.334F

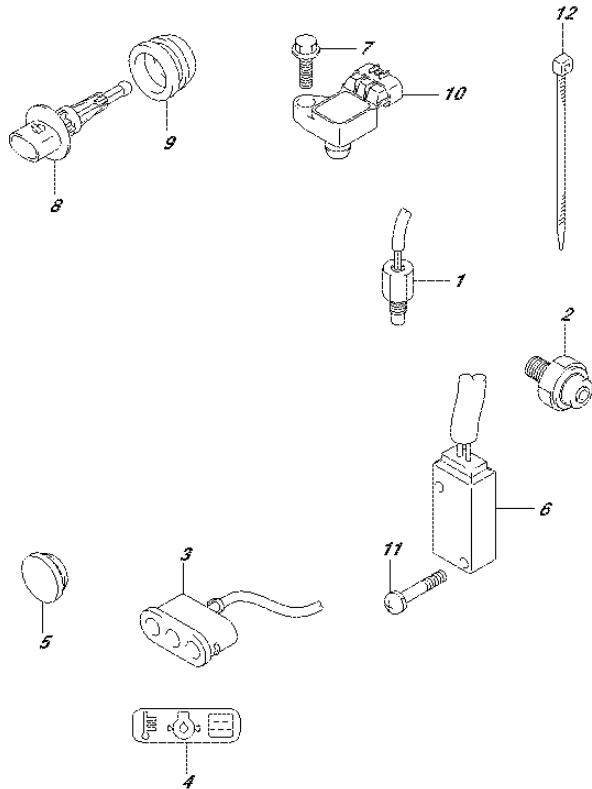


FIG.334F (1-I-10) SENSOR/SWITCH (DF30AT P01)

REF NO.	PART NO.	DESCRIPTION	Q'TY	REMARKS
1	13640-32G20	SENSOR, ENGINE TEMP	1	
2	37820-80001	SWITCH ASSY, OIL PRESSURE	1	
3	36360-94L00	INDICATOR, WARNING	1	
4	36367-89L00	LABEL, WARNING	1	
5	37163-89L00	PLUG, STARTING SWITCH HOLE	1	
6	37721-94L00	SWITCH ASSY, NEUTRAL	1	
7	01550-06207	BOLT	1	
8	13650-52G00	SENSOR, INLET AIR TEMP	1	
9	13655-87J00	GROMMET, AIR TEMP SENSOR	1	
10	18590-58M00	SENSOR, PRESSURE	1	
11	09137-03008	SCREW	2	
12	09407-14407	CLAMP (L:145)	1	



FIG.334G

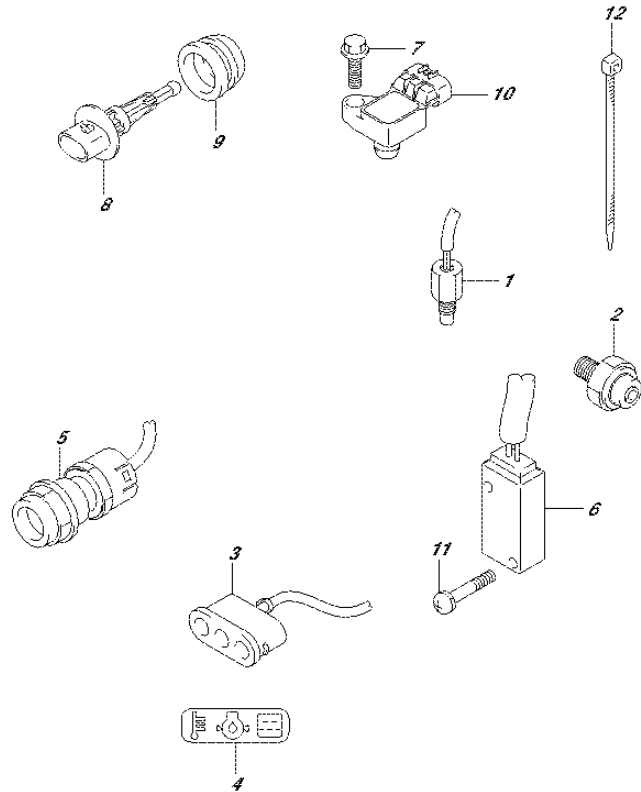


FIG.334G (1-I-11) SENSOR/SWITCH (DF30ATH P01)

REF NO.	PART NO.	DESCRIPTION	Q'TY	REMARKS
1	13640-32G20	SENSOR, ENGINE TEMP	1	
2	37820-80001	SWITCH ASSY, OIL PRESSURE	1	
3	36360-94L00	INDICATOR, WARNING	1	
4	36367-89L00	LABEL, WARNING	1	
5	37161-89L00	SWITCH ASSY, STARTER MOTOR	1	
6	37721-94L00	SWITCH ASSY, NEUTRAL	1	
7	01550-06207	BOLT	1	
8	13650-52G00	SENSOR, INLET AIR TEMP	1	
9	13655-87J00	GROMMET, AIR TEMP SENSOR	1	
10	18590-58M00	SENSOR, PRESSURE	1	
11	09137-03008	SCREW	2	
12	09407-14407	CLAMP (L:145)	1	



FIG.334H

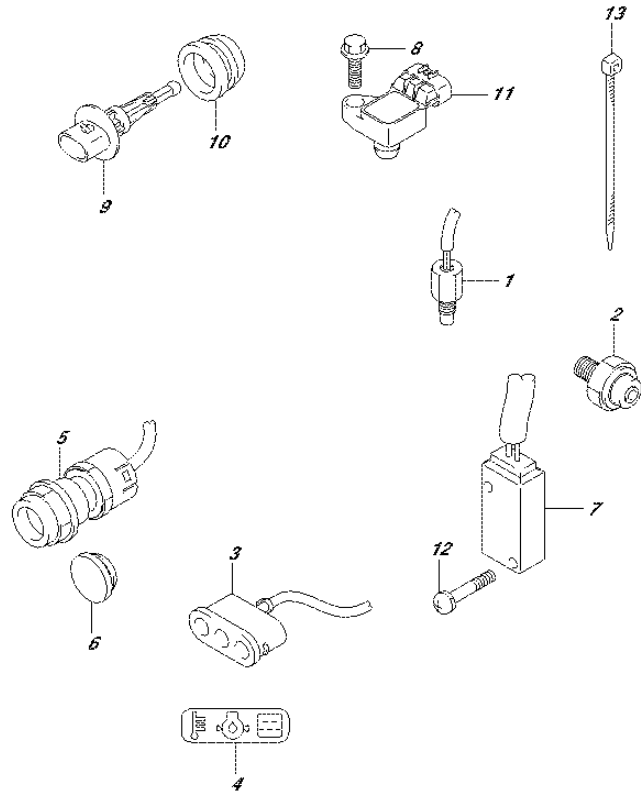
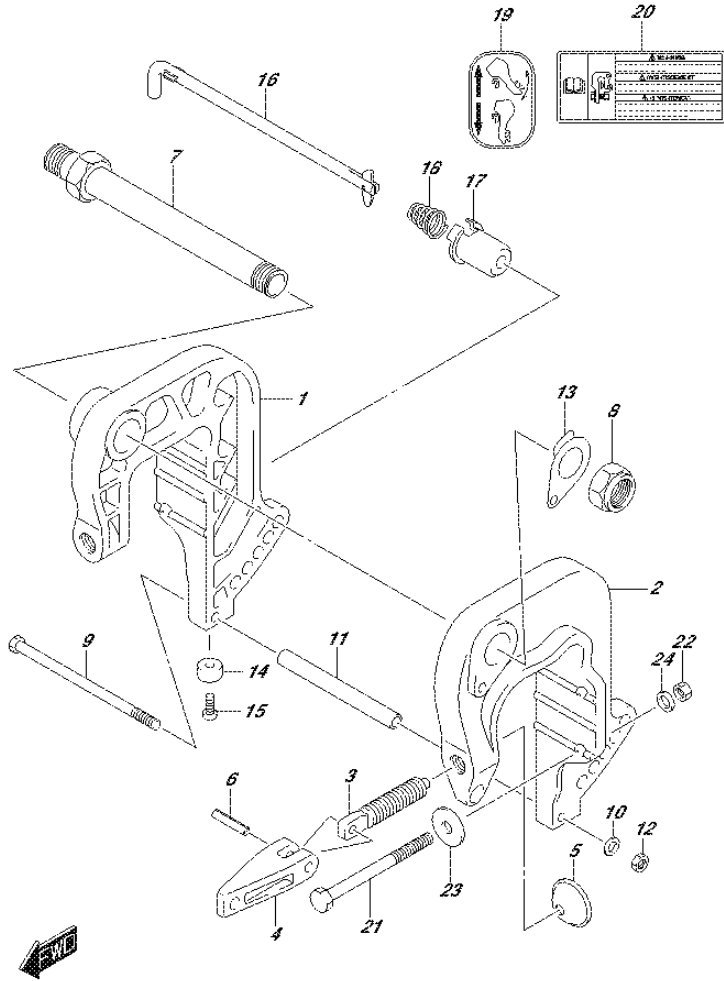


FIG.334H (1-I-12) SENSOR/SWITCH (DF30AQ P01)

REF NO.	PART NO.	DESCRIPTION	Q'TY	REMARKS
1	13640-32G20	SENSOR, ENGINE TEMP	1	
2	37820-80001	SWITCH ASSY, OIL PRESSURE	1	
3	36360-94L00	INDICATOR, WARNING	1	
4	36367-89L00	LABEL, WARNING	1	
5	37161-89L00	SWITCH ASSY, STARTER MOTOR	1	W/ELECTRIC STARTER
6	37163-89L00	PLUG, STARTING SWITCH HOLE	1	W/MANUAL STARTER
7	37721-94L00	SWITCH ASSY, NEUTRAL	1	
8	01550-06207	BOLT	1	
9	13650-52G00	SENSOR, INLET AIR TEMP	1	
10	13655-87J00	GROMMET, AIR TEMP SENSOR	1	
11	18590-58M00	SENSOR, PRESSURE	1	
12	09137-03008	SCREW	2	
13	09407-14407	CLAMP (L:145)	1	



FIG.335A



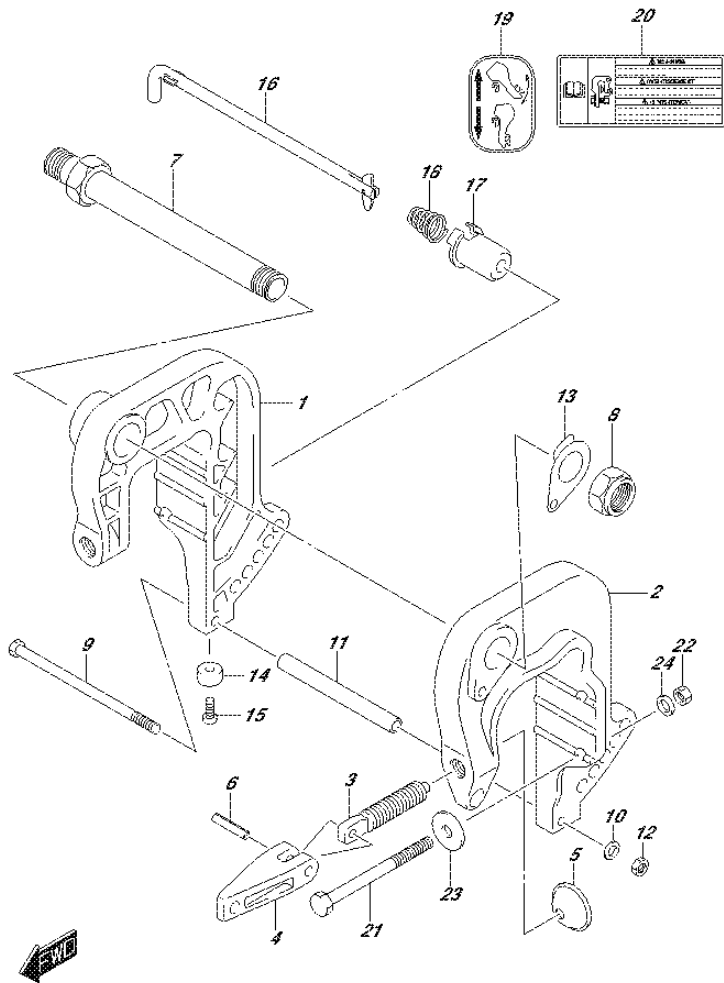
DF25A_30A_P01_015_335A
CLAMP BRACKET

FIG.335A (1-I-13) CLAMP BRACKET (DF25A P01)

REF NO.	PART NO.	DESCRIPTION	Q'TY	REMARKS
1	41111-94L00-OEP	BRACKET, CLAMP STBD (BLACK)	1	
2	41121-94L00-OEP	BRACKET, CLAMP PORT (BLACK)	1	
3	41211-94L00	SCREW, CLAMP	2	
4	41212-91J00	HANDLE, CLAMP	2	
5	41213-94J01	PLATE, CLAMP	2	
6	09205-06021	PIN, SPRING (6X25)	2	
7	41130-91L00	SHAFT, CLAMP BRACKET	1	
8	09159-22006	NUT	1	
9	09100-06165	BOLT (6X180)	1	
10	09160-06082	WASHER (6.5X13X1.0)	1	
11	09180-06342	SPACER (6.1X9X138)	1	
12	29141-93J00	NUT	1	
13	41135-93J11	WASHER, CLAMP BRACKET SHAFT	1	
14-1	55321-87J00	ANODE, PROTECTION	2	
14-2	55321-87J10	ANODE, MAGNESIUM	1	OPT
15	09103-06281	BOLT (6X14)	2	
16	45420-94L00	PIN, TILT LOCK	1	
17	45425-94J01	STOPPER, TILT LOCK PIN	1	
18	59442-94L00	SPRING	1	
19	45269-89L00	MARK, REVERSE LOCK	1	
20	69911-91J40	MARK, CLAMP BRACKET	1	
21	09100-10309	BOLT (10X110)	2	
22	09159-10050	NUT	2	
23	09160-10139	WASHER (10.5X35X3)	2	
24	09160-10140	WASHER (10.5X18X3)	2	

DF25A_30A_P01_015

FIG.335B



DF25A_30A_P01_015_335B
CLAMP BRACKET

FIG.335B (1-I-14) CLAMP BRACKET (DF25AR P01)

REF NO.	PART NO.	DESCRIPTION	Q'TY	REMARKS
1	41111-94L00-OEP	BRACKET, CLAMP STBD (BLACK)	1	
2	41121-94L00-OEP	BRACKET, CLAMP PORT (BLACK)	1	
3	41211-94L00	SCREW, CLAMP	2	
4	41212-91J00	HANDLE, CLAMP	2	
5	41213-94J01	PLATE, CLAMP	2	
6	09205-06021	PIN, SPRING (6X25)	2	
7	41130-91L00	SHAFT, CLAMP BRACKET	1	
8	09159-22006	NUT	1	
9	09100-06165	BOLT (6X180)	1	
10	09160-06082	WASHER (6.5X13X1.0)	1	
11	09180-06342	SPACER (6.1X9X138)	1	
12	29141-93J00	NUT	1	
13	41135-93J11	WASHER, CLAMP BRACKET SHAFT	1	
14-1	55321-87J00	ANODE, PROTECTION	2	
14-2	55321-87J10	ANODE, MAGNESIUM	1	OPT
15	09103-06281	BOLT (6X14)	2	
16	45420-94L00	PIN, TILT LOCK	1	
17	45425-94J01	STOPPER, TILT LOCK PIN	1	
18	59442-94L00	SPRING	1	
19	45269-89L00	MARK, REVERSE LOCK	1	
20	69911-91J40	MARK, CLAMP BRACKET	1	
21	09100-10309	BOLT (10X110)	2	
22	09159-10050	NUT	2	
23	09160-10139	WASHER (10.5X35X3)	2	
24	09160-10140	WASHER (10.5X18X3)	2	

DF25A_30A_P01_015

FIG.335C

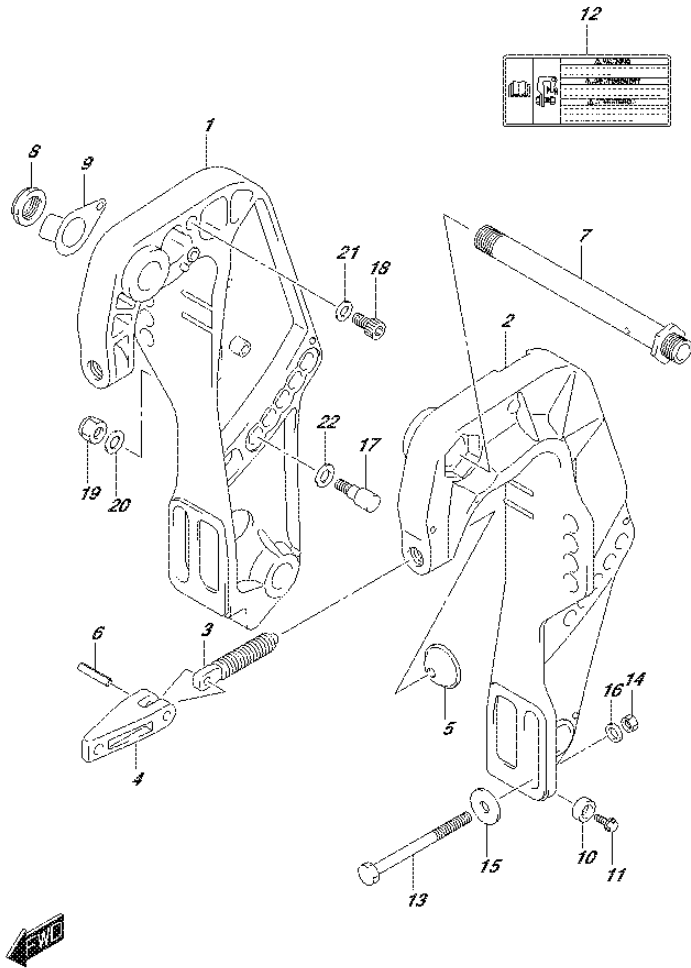


FIG.335C (1-I-15) CLAMP BRACKET (DF25AT P01)

REF NO.	PART NO.	DESCRIPTION	Q'TY	REMARKS
1	41111-94LA0-0EP	BRACKET, CLAMP STBD (BLACK)	1	
2	41121-94LA0-0EP	BRACKET, CLAMP PORT (BLACK)	1	
3	41211-94LA0	SCREW, CLAMP	2	
4	41212-91J00	HANDLE, CLAMP	2	
5	41213-94J01	PLATE, CLAMP	2	
6	09205-06021	PIN, SPRING (6X25)	2	
7	41130-94LA0	SHAFT, CLAMP BRACKET	1	
8	09159-22006	NUT	1	
9	41135-93JL0	WASHER, CLAMP BRACKET SHAFT	1	
10-1	55321-87J00	ANODE, PROTECTION	2	
10-2	55321-87J10	ANODE, MAGNESIUM	1	OPT
11	09103-06281	BOLT (6X14)	2	
12	69911-91J40	MARK, CLAMP BRACKET	1	
13	09100-12093	BOLT (12X100)	4	
14	09159-12014	NUT	4	
15	09160-12044	WASHER (12.5X35X3.2)	4	
16	09160-12110	WASHER (12.5X22X3)	4	
17	45421-94LA0	PIN, TILT LOCK	2	
18	09106-10065	BOLT (10X20)	2	
19	09159-10050	NUT	2	
20	09160-10082	WASHER (10.5X19X2)	2	
21	09160-10082	WASHER (10.5X19X2)	2	
22	09160-12066	WASHER (12.5X22X2.5)	2	

FIG.335D

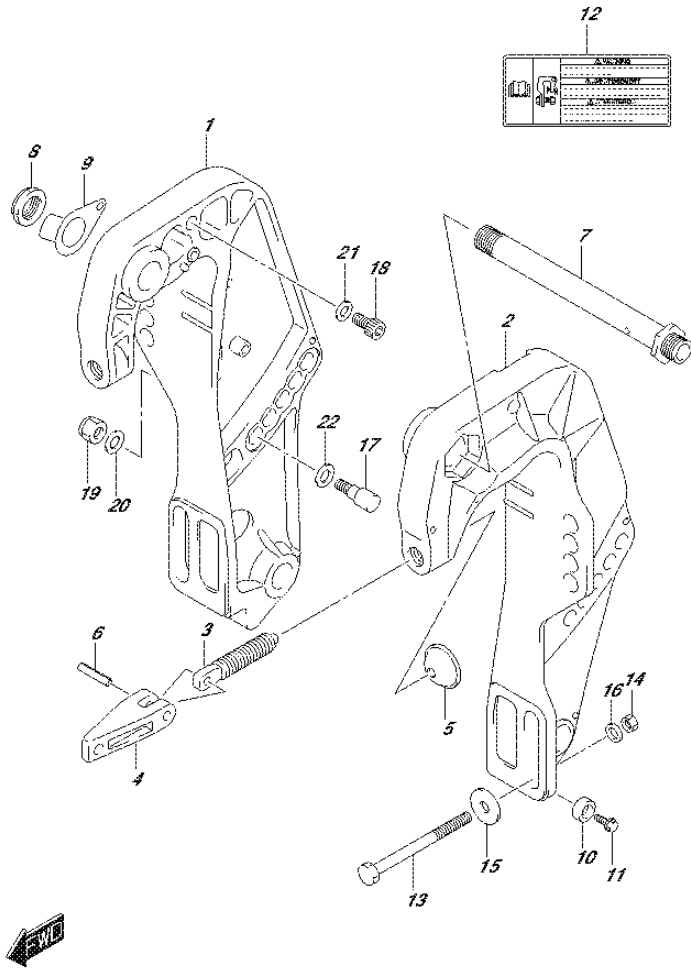


FIG.335D (1-J-2) CLAMP BRACKET (DF25ATH P01)

REF NO.	PART NO.	DESCRIPTION	Q'TY	REMARKS
1	41111-94LA0-0EP	BRACKET, CLAMP STBD (BLACK)	1	
2	41121-94LA0-0EP	BRACKET, CLAMP PORT (BLACK)	1	
3	41211-94LA0	SCREW, CLAMP	2	
4	41212-91J00	HANDLE, CLAMP	2	
5	41213-94J01	PLATE, CLAMP	2	
6	09205-06021	PIN, SPRING (6X25)	2	
7	41130-94LA0	SHAFT, CLAMP BRACKET	1	
8	09159-22006	NUT	1	
9	41135-93JL0	WASHER, CLAMP BRACKET SHAFT	1	
10-1	55321-87J00	ANODE, PROTECTION	2	
10-2	55321-87J10	ANODE, MAGNESIUM	1	OPT
11	09103-06281	BOLT (6X14)	2	
12	69911-91J40	MARK, CLAMP BRACKET	1	
13	09100-12093	BOLT (12X100)	4	
14	09159-12014	NUT	4	
15	09160-12044	WASHER (12.5X35X3.2)	4	
16	09160-12110	WASHER (12.5X22X3)	4	
17	45421-94LA0	PIN, TILT LOCK	2	
18	09106-10065	BOLT (10X20)	2	
19	09159-10050	NUT	2	
20	09160-10082	WASHER (10.5X19X2)	2	
21	09160-10082	WASHER (10.5X19X2)	2	
22	09160-12066	WASHER (12.5X22X2.5)	2	

FIG.335E

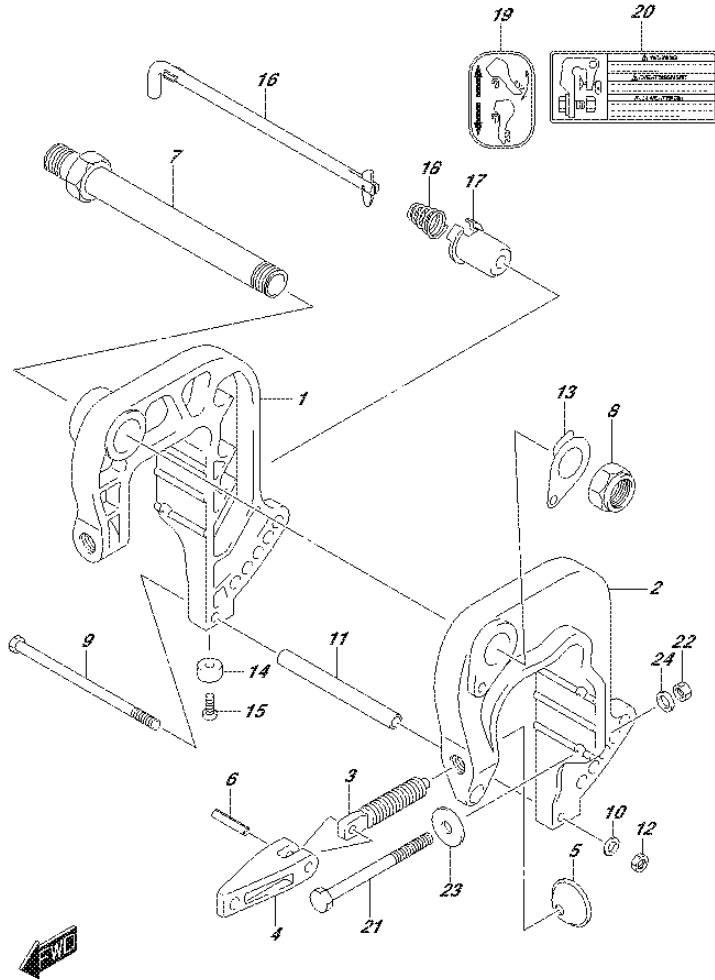


FIG.335E (1-J-3) CLAMP BRACKET (DF30A P40)

REF NO.	PART NO.	DESCRIPTION	Q'TY	REMARKS
1	41111-94L00-OEP	BRACKET, CLAMP STBD (BLACK)	1	
2	41121-94L00-OEP	BRACKET, CLAMP PORT (BLACK)	1	
3	41211-94L00	SCREW, CLAMP	2	
4	41212-91J00	HANDLE, CLAMP	2	
5	41213-94J01	PLATE, CLAMP	2	
6	09205-06021	PIN, SPRING (6X25)	2	
7	41130-91L00	SHAFT, CLAMP BRACKET	1	
8	09159-22006	NUT	1	
9	09100-06165	BOLT (6X180)	1	
10	09160-06082	WASHER (6.5X13X1.0)	1	
11	09180-06342	SPACER (6.1X9X138)	1	
12	29141-93J00	NUT	1	
13	41135-93J11	WASHER, CLAMP BRACKET SHAFT	1	
14-1	55321-87J00	ANODE, PROTECTION	2	
14-2	55321-87J10	ANODE, MAGNESIUM	1	OPT
15	09103-06281	BOLT (6X14)	2	
16	45420-94L00	PIN, TILT LOCK	1	
17	45425-94J01	STOPPER, TILT LOCK PIN	1	
18	59442-94L00	SPRING	1	
19	45269-89L00	MARK, REVERSE LOCK	1	
20	69911-91J00	MARK, CLAMP BRACKET	1	
21	09100-10309	BOLT (10X110)	2	
22	09159-10050	NUT	2	
23	09160-10139	WASHER (10.5X35X3)	2	
24	09160-10140	WASHER (10.5X18X3)	2	

FIG.335F

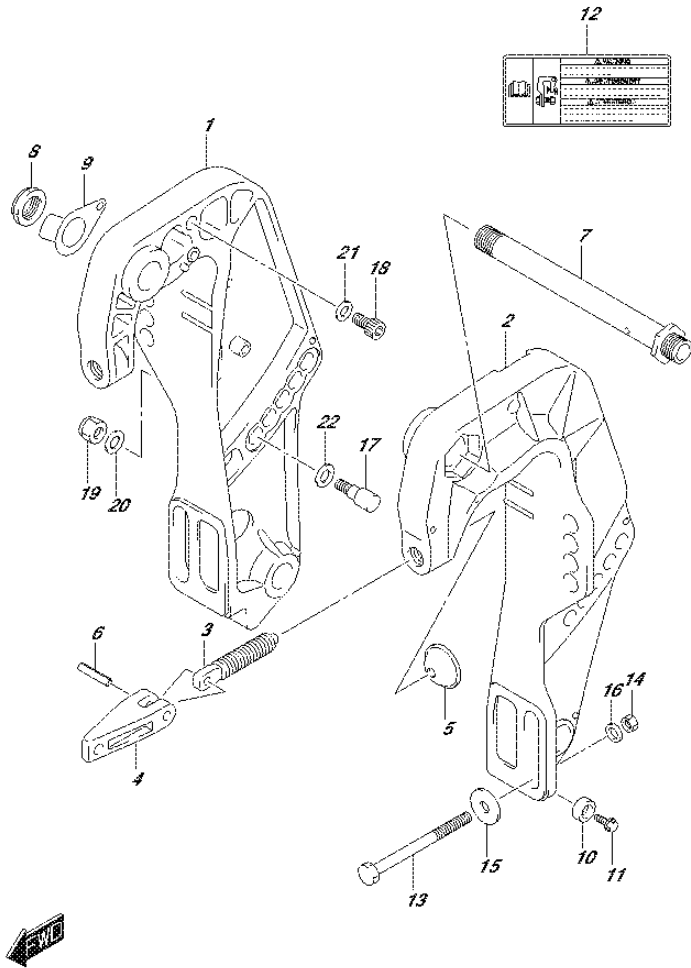


FIG.335F (1-J-4) CLAMP BRACKET (DF30AT P01)

REF NO.	PART NO.	DESCRIPTION	Q'TY	REMARKS
1	41111-94LA0-0EP	BRACKET, CLAMP STBD (BLACK)	1	
2	41121-94LA0-0EP	BRACKET, CLAMP PORT (BLACK)	1	
3	41211-94LA0	SCREW, CLAMP	2	
4	41212-91J00	HANDLE, CLAMP	2	
5	41213-94J01	PLATE, CLAMP	2	
6	09205-06021	PIN, SPRING (6X25)	2	
7	41130-94LA0	SHAFT, CLAMP BRACKET	1	
8	09159-22006	NUT	1	
9	41135-93JL0	WASHER, CLAMP BRACKET SHAFT	1	
10-1	55321-87J00	ANODE, PROTECTION	2	
10-2	55321-87J10	ANODE, MAGNESIUM	1	OPT
11	09103-06281	BOLT (6X14)	2	
12	69911-91J40	MARK, CLAMP BRACKET	1	
13	09100-12093	BOLT (12X100)	4	
14	09159-12014	NUT	4	
15	09160-12044	WASHER (12.5X35X3.2)	4	
16	09160-12110	WASHER (12.5X22X3)	4	
17	45421-94LA0	PIN, TILT LOCK	2	
18	09106-10065	BOLT (10X20)	2	
19	09159-10050	NUT	2	
20	09160-10082	WASHER (10.5X19X2)	2	
21	09160-10082	WASHER (10.5X19X2)	2	
22	09160-12066	WASHER (12.5X22X2.5)	2	

FIG.335G

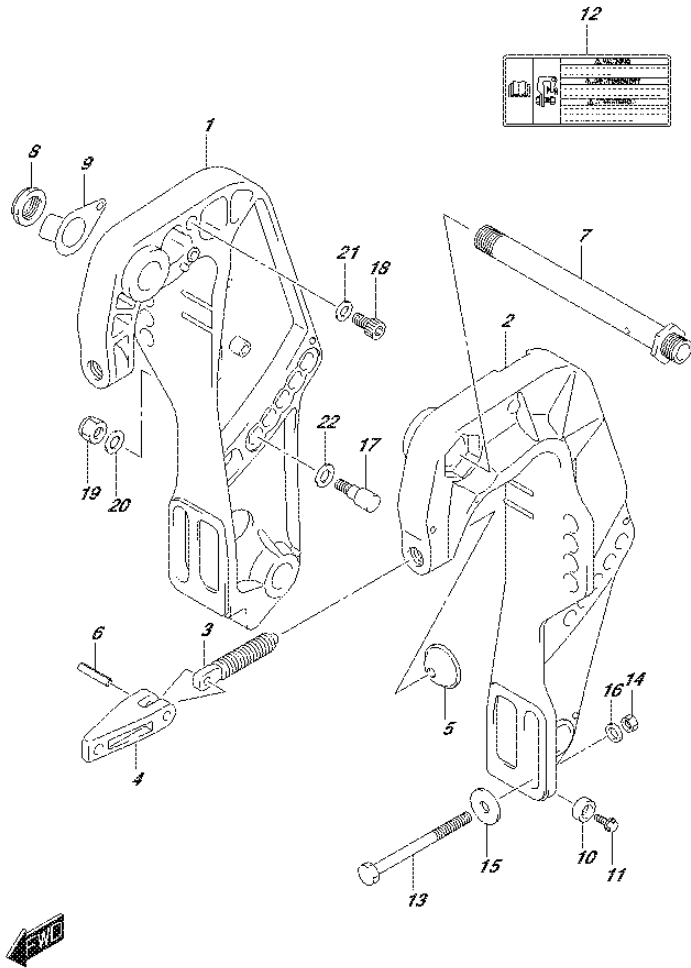
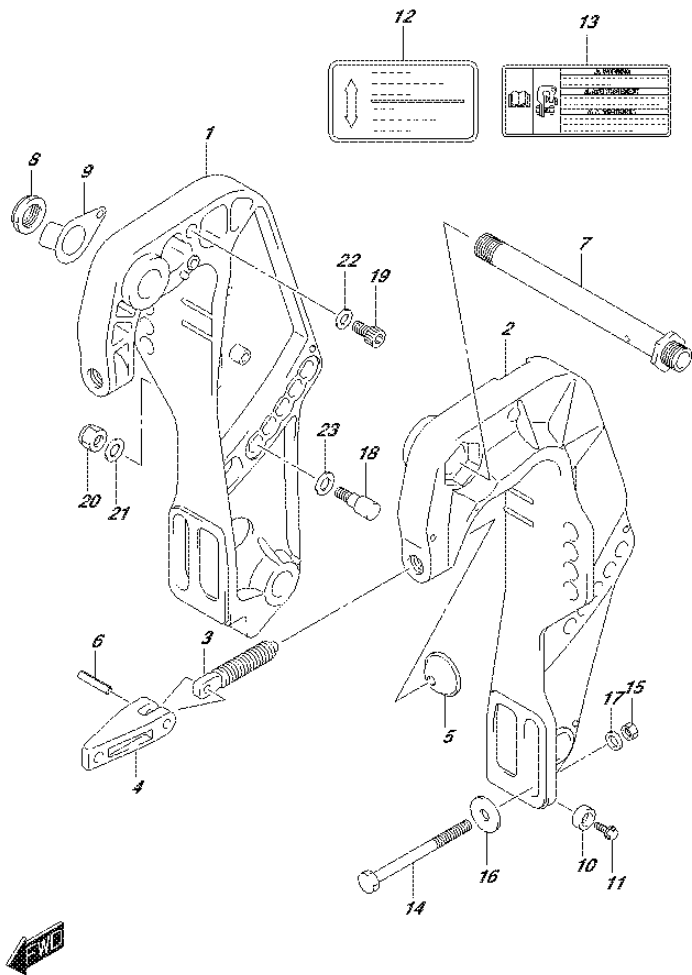


FIG.335G (1-J-5) CLAMP BRACKET (DF30ATH P01)

REF NO.	PART NO.	DESCRIPTION	Q'TY	REMARKS
1	41111-94LA0-0EP	BRACKET, CLAMP STBD (BLACK)	1	
2	41121-94LA0-0EP	BRACKET, CLAMP PORT (BLACK)	1	
3	41211-94LA0	SCREW, CLAMP	2	
4	41212-91J00	HANDLE, CLAMP	2	
5	41213-94J01	PLATE, CLAMP	2	
6	09205-06021	PIN, SPRING (6X25)	2	
7	41130-94LA0	SHAFT, CLAMP BRACKET	1	
8	09159-22006	NUT	1	
9	41135-93JL0	WASHER, CLAMP BRACKET SHAFT	1	
10-1	55321-87J00	ANODE, PROTECTION	2	
10-2	55321-87J10	ANODE, MAGNESIUM	1	OPT
11	09103-06281	BOLT (6X14)	2	
12	69911-91J40	MARK, CLAMP BRACKET	1	
13	09100-12093	BOLT (12X100)	4	
14	09159-12014	NUT	4	
15	09160-12044	WASHER (12.5X35X3.2)	4	
16	09160-12110	WASHER (12.5X22X3)	4	
17	45421-94LA0	PIN, TILT LOCK	2	
18	09106-10065	BOLT (10X20)	2	
19	09159-10050	NUT	2	
20	09160-10082	WASHER (10.5X19X2)	2	
21	09160-10082	WASHER (10.5X19X2)	2	
22	09160-12066	WASHER (12.5X22X2.5)	2	

FIG.335H



DF25A_30A_P01_015_335H
CLAMP BRACKET

FIG.335H (1-J-6) CLAMP BRACKET (DF30AQ P01)

REF NO.	PART NO.	DESCRIPTION	Q'TY	REMARKS
1	41111-94LA0-0EP	BRACKET, CLAMP STBD (BLACK)	1	
2	41121-94LA0-0EP	BRACKET, CLAMP PORT (BLACK)	1	
3	41211-94LA0	SCREW, CLAMP	2	
4	41212-91J00	HANDLE, CLAMP	2	
5	41213-94J01	PLATE, CLAMP	2	
6	09205-06021	PIN, SPRING (6X25)	2	
7	41130-94LA0	SHAFT, CLAMP BRACKET	1	
8	09159-22006	NUT	1	
9	41135-93JL0	WASHER, CLAMP BRACKET SHAFT	1	
10-1	55321-87J00	ANODE, PROTECTION	2	
10-2	55321-87J10	ANODE, MAGNESIUM	1	OPT
11	09103-06281	BOLT (6X14)	2	
12	43241-87J00	MARK, RELEASE LEVER	1	
13	69911-91J40	MARK, CLAMP BRACKET	1	
14	09100-12093	BOLT (12X100)	4	
15	09159-12014	NUT	4	
16	09160-12044	WASHER (12.5X35X3.2)	4	
17	09160-12110	WASHER (12.5X22X3)	4	
18	45421-94LA0	PIN, TILT LOCK	2	
19	09106-10065	BOLT (10X20)	2	
20	09159-10050	NUT	2	
21	09160-10082	WASHER (10.5X19X2)	2	
22	09160-10082	WASHER (10.5X19X2)	2	
23	09160-12066	WASHER (12.5X22X2.5)	2	

DF25A_30A_P01_015

FIG.336A

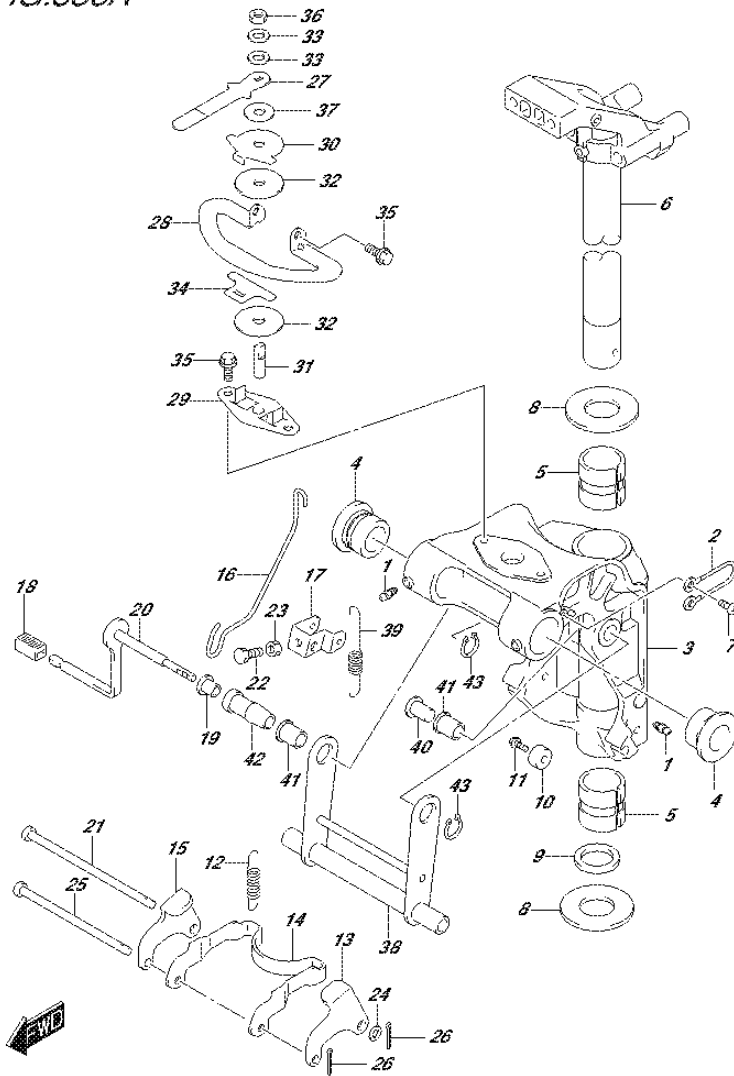


FIG.336A (1-J-7) SWIVEL BRACKET (DF25A P01)

REF NO.	PART NO.	DESCRIPTION	Q'TY	REMARKS
1	22511-99011	NIPPLE, GREASE	4	
2	36894-87D00	LEAD (L:165)	1	
3-1	43111-94L00-0EP	BRACKET, SWIVEL (S) (BLACK)	1	W/TRANSOM(S)
3-2	43111-94L10-0EP	BRACKET, SWIVEL (L) (BLACK)	1	W/TRANSOM(L)
4	43211-87JL0	BUSH, SWIVEL BRACKET	2	
5	43711-94L00	BUSH, STEERING	2	
6-1	43750-94L00-0EP	BRACKET, STEERING (S) (BLACK)	1	W/TRANSOM(S)
6-2	43750-94L10-0EP	BRACKET, STEERING (L) (BLACK)	1	W/TRANSOM(L)
7	09125-06063	SCREW (6X10)	2	
8	09160-30057	WASHER (30.9X50X1.5)	2	
9	09282-30008	SEAL (30.6X43X5)	1	
10-1	55321-87J00	ANODE, PROTECTION	1	W/TRANSOM(L)
10-2	55321-87J10	ANODE, MAGNESIUM	1	OPT
11	09103-06281	BOLT (6X14)	1	W/TRANSOM(L)
12	45211-94L00	SPRING, REVERSE LOCK ARM	2	
13	45221-94L00	LINK, REVERSE LOCK ARM PORT	1	
14	45231-94L00	ARM, REVERSE LOCK	1	
15	45241-94L00	LINK, REVERSE LOCK ARM STBD	1	
16	45252-94L00	LINK, RELEASE LEVER	1	
17	45253-94L00	ARM, RELEASE	1	
18	45255-94L00	RUBBER, RELEASE LEVER	1	
19	45257-94L00	BUSH, RELEASE LEVER	1	
20	45260-94L00	LEVER, RELEASE	1	
21	59211-94L00	PIN, REVERSE LOCK ARM LINK	1	
22	09100-06113	BOLT (6X16)	1	
23	09140-06020	NUT	1	
24	09160-06082	WASHER (6.5X13X1.0)	1	
25	09200-06072	PIN	1	
26	09204-01002	PIN	2	
27	43411-89L00	LEVER, STEERING ADJUSTER	1	
28	43415-94L00	PLATE, STRG ADJ (H)	1	
29	43420-89L00	PLATE, STRG ADJUSTER FRICTION	1	
30	43425-89L00	PLATE, STRG ADJUSTER UPR	1	
31	43512-89L00	SHAFT, STRG ADJUSTER THREAD	1	

FIG.336A

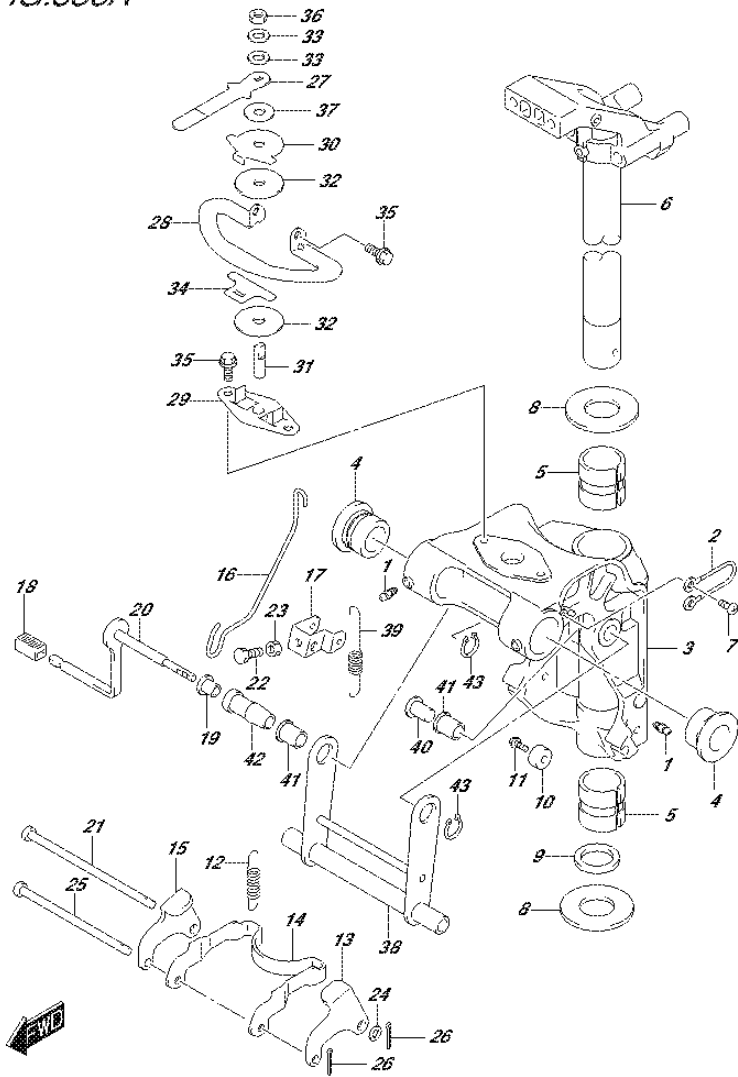


FIG.336A (1-J-8) SWIVEL BRACKET (DF25A P01)

REF NO.	PART NO.	DESCRIPTION	Q'TY	REMARKS
32	43515-88L00	WASHER, STRG ADJ FRICTION PLATE	2	
33	43516-89J00	WASHER, STEERING ADJUSTER	2	
34	43517-89L00	SPACER, STEERING ADJUSTER	1	
35	09116-06225	BOLT (6X15)	4	
36	09159-08L02	NUT	1	
37	09161-08019	WASHER (8.2X18X1.2)	1	
38	45710-94L00	ARM, SHALLOW WATER DRIVE	1	
39	45722-94L00	SPRING, SHALLOW WATER DRIVE ARM	1	
40	45741-94L00	PIN, SHALLOW DRIVE WATER ARM	1	
41	45751-94L00	BUSH, SHALLOW WATER DRIVE ARM	2	
42	45761-94L00	SPACER, SHALLOW WATER DRIVE ARM	1	
43	09380-12002	SNAP RING	2	

FIG.336B

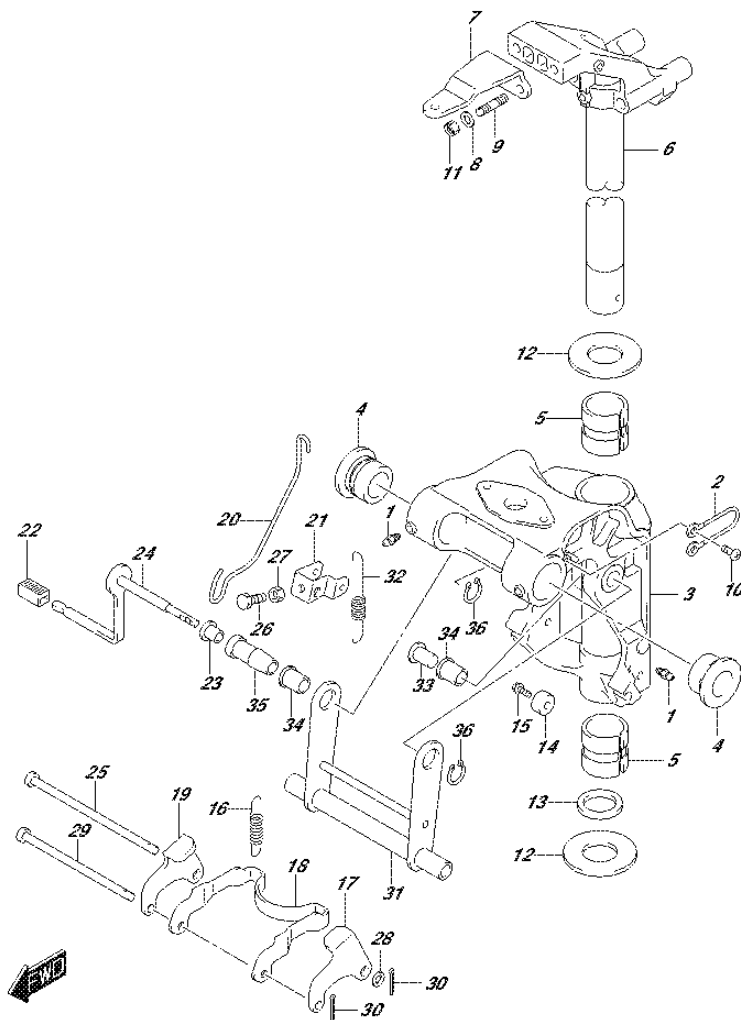


FIG.336B (1-J-9) SWIVEL BRACKET (DF25AR P01)

REF NO.	PART NO.	DESCRIPTION	Q'TY	REMARKS
1	22511-99011	NIPPLE, GREASE	4	
2	36894-87D00	LEAD (L:165)	1	
3-1	43111-94L00-0EP	BRACKET, SWIVEL (S) (BLACK)	1	W/TRANSOM(S)
3-2	43111-94L10-0EP	BRACKET, SWIVEL (L) (BLACK)	1	W/TRANSOM(L)
4	43211-87JL0	BUSH, SWIVEL BRACKET	2	
5	43711-94L00	BUSH, STEERING	2	
6-1	43750-94L00-0EP	BRACKET, STEERING (S) (BLACK)	1	W/TRANSOM(S)
6-2	43750-94L10-0EP	BRACKET, STEERING (L) (BLACK)	1	W/TRANSOM(L)
7	43755-94L00	ATTACHMENT, STEERING BRACKET	1	
8	09160-08082	WASHER (8.5X16X1.2)	2	
9	09108-08286	STUD BOLT	2	
10	09125-06063	SCREW (6X10)	2	
11	09159-08059	NUT	2	
12	09160-30057	WASHER (30.9X50X1.5)	2	
13	09282-30008	SEAL (30.6X43X5)	1	
14-1	55321-87J00	ANODE, PROTECTION	1	W/TRANSOM(L)
14-2	55321-87J10	ANODE, MAGNESIUM	1	OPT
15	09103-06281	BOLT (6X14)	1	W/TRANSOM(L)
16	45211-94L00	SPRING, REVERSE LOCK ARM	2	
17	45221-94L00	LINK, REVERSE LOCK ARM PORT	1	
18	45231-94L00	ARM, REVERSE LOCK	1	
19	45241-94L00	LINK, REVERSE LOCK ARM STBD	1	
20	45252-94L00	LINK, RELEASE LEVER	1	
21	45253-94L00	ARM, RELEASE	1	
22	45255-94L00	RUBBER, RELEASE LEVER	1	
23	45257-94L00	BUSH, RELEASE LEVER	1	
24	45260-94L00	LEVER, RELEASE	1	
25	59211-94L00	PIN, REVERSE LOCK ARM LINK	1	
26	09100-06113	BOLT (6X16)	1	
27	09140-06020	NUT	1	
28	09160-06082	WASHER (6.5X13X1.0)	1	
29	09200-06072	PIN	1	
30	09204-01002	PIN	2	
31	45710-94L00	ARM, SHALLOW WATER DRIVE	1	

FIG.336B

FIG.336B (1-J-10) SWIVEL BRACKET (DF25AR P01)

REF NO.	PART NO.	DESCRIPTION	Q'TY	REMARKS
32	45722-94L00	SPRING, SHALLOW WATER DRIVE ARM	1	
33	45741-94L00	PIN, SHALLOW DRIVE WATER ARM	1	
34	45751-94L00	BUSH, SHALLOW WATER DRIVE ARM	2	
35	45761-94L00	SPACER, SHALLOW WATER DRIVE ARM	1	
36	09380-12002	SNAP RING	2	

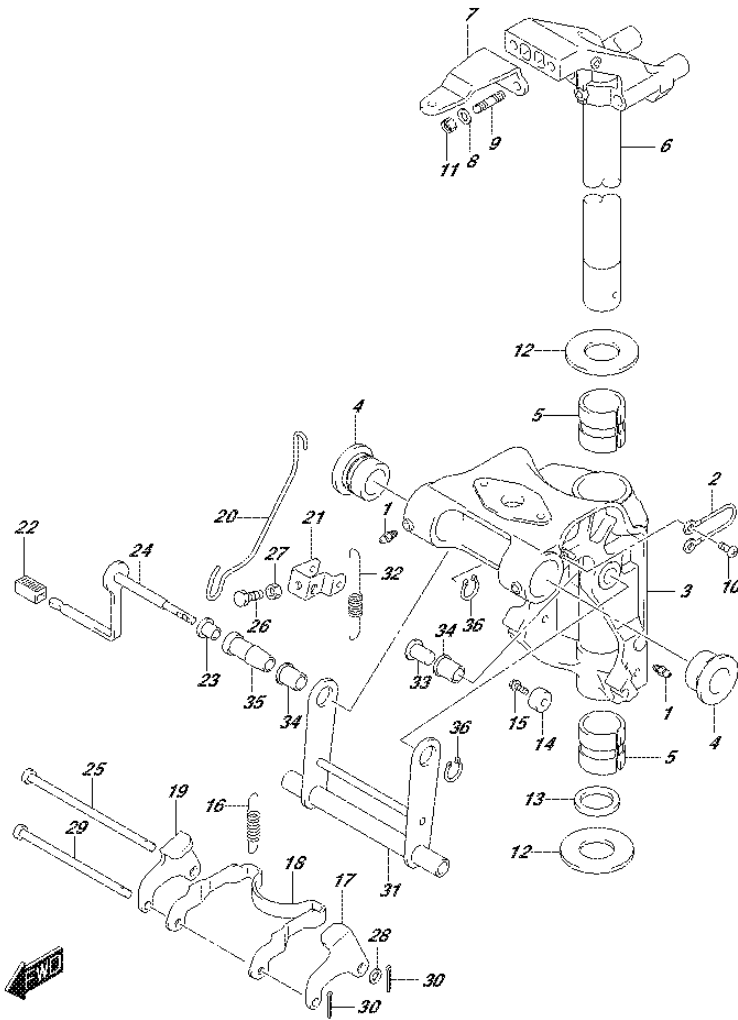
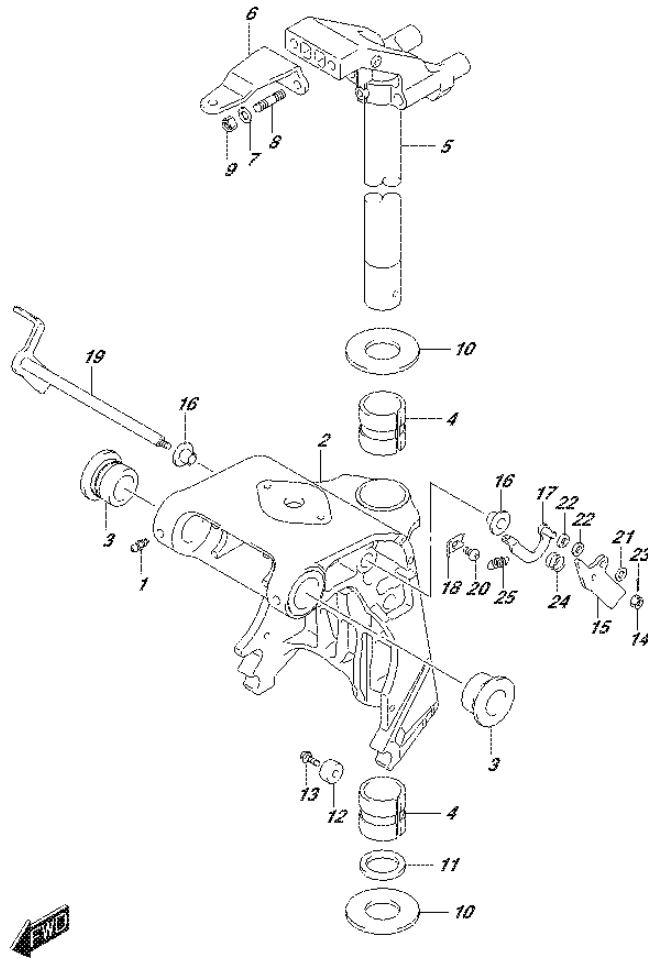


FIG.336C



DF25A_30A_P01_015_336C
SWIVEL BRACKET

FIG.336C (1-J-11) SWIVEL BRACKET (DF25AT P01)

REF NO.	PART NO.	DESCRIPTION	Q'TY	REMARKS
1	22511-99011	NIPPLE, GREASE	4	
2-1	43111-94LA0-0EP	BRACKET, SWIVEL (S) (BLACK)	1	W/TRANSOM(S)
2-2	43111-94LB0-0EP	BRACKET, SWIVEL (L) (BLACK)	1	W/TRANSOM(L)
3	43211-87JL0	BUSH, SWIVEL BRACKET	2	
4	43711-94L00	BUSH, STEERING	2	
5-1	43750-94L00-0EP	BRACKET, STEERING (S) (BLACK)	1	W/TRANSOM(S)
5-2	43750-94L10-0EP	BRACKET, STEERING (L) (BLACK)	1	W/TRANSOM(L)
6	43755-94L00	ATTACHMENT, STEERING BRACKET	1	
7	09160-08082	WASHER (8.5X16X1.2)	2	
8	09108-08286	STUD BOLT	2	
9	09159-08059	NUT	2	
10	09160-30057	WASHER (30.9X50X1.5)	2	
11	09282-30008	SEAL (30.6X43X5)	1	
12-1	55321-87J00	ANODE, PROTECTION	1	
12-2	55321-87J10	ANODE, MAGNESIUM	1	OPT
13	09103-06281	BOLT (6X14)	1	
14	29141-93J00	NUT	1	
15	41221-94LA0	LEVER, TILT LOCK PORT	1	
16	41224-94LA0	BUSH, TILT STOPPER ROD	2	
17	41230-94LA0	LINK, TILT LOCK LEVER	1	
18	41233-94LA0	BRACKET, TILT LOCK SPRING	1	
19	41280-94LA0	LEVER, TILT LOCK	1	
20	09125-06063	SCREW (6X10)	1	
21	09160-06082	WASHER (6.5X13X1.0)	1	
22	09160-06170	WASHER	2	
23	09204-01006	PIN	1	
24	09440-13057	SPRING	1	
25	09443-10043	SPRING	1	

DF25A_30A_P01_015

FIG.336D

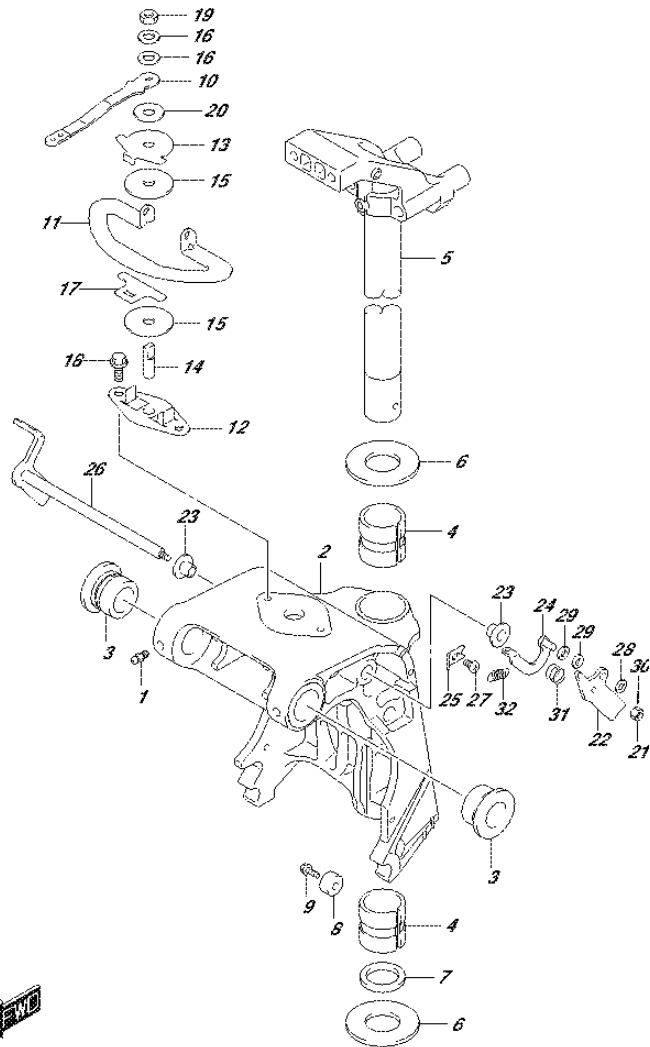


FIG.336D (1-J-12) SWIVEL BRACKET (DF25ATH P01)

REF NO.	PART NO.	DESCRIPTION	Q'TY	REMARKS
1	22511-99011	NIPPLE, GREASE	4	
2-1	43111-94LA0-0EP	BRACKET, SWIVEL (S) (BLACK)	1	W/TRANSOM(S)
2-2	43111-94LB0-0EP	BRACKET, SWIVEL (L) (BLACK)	1	W/TRANSOM(L)
3	43211-87JL0	BUSH, SWIVEL BRACKET	2	
4	43711-94L00	BUSH, STEERING	2	
5-1	43750-94L00-0EP	BRACKET, STEERING (S) (BLACK)	1	W/TRANSOM(S)
5-2	43750-94L10-0EP	BRACKET, STEERING (L) (BLACK)	1	W/TRANSOM(L)
6	09160-30057	WASHER (30.9X50X1.5)	2	
7	09282-30008	SEAL (30.6X43X5)	1	
8-1	55321-87J00	ANODE, PROTECTION	1	
8-2	55321-87J10	ANODE, MAGNESIUM	1	OPT
9	09103-06281	BOLT (6X14)	1	
10	43411-89LA0	LEVER, STEERING ADJUSTER	1	
11	43415-94L00	PLATE, STRG ADJ (H)	1	
12	43420-89L00	PLATE, STRG ADJUSTER FRICTION	1	
13	43425-89L00	PLATE, STRG ADJUSTER UPR	1	
14	43512-89L00	SHAFT, STRG ADJUSTER THREAD	1	
15	43515-88L00	WASHER, STRG ADJ FRICTION	2	
16	43516-89J00	WASHER, STEERING ADJUSTER	2	
17	43517-89L00	SPACER, STEERING ADJUSTER	1	
18	09116-06225	BOLT (6X15)	4	
19	09159-08L02	NUT	1	
20	09161-08019	WASHER (8.2X18X1.2)	1	
21	29141-93J00	NUT	1	
22	41221-94LA0	LEVER, TILT LOCK PORT	1	
23	41224-94LA0	BUSH, TILT STOPPER ROD	2	
24	41230-94LA0	LINK, TILT LOCK LEVER	1	
25	41233-94LA0	BRACKET, TILT LOCK SPRING	1	
26	41280-94LA0	LEVER, TILT LOCK	1	
27	09125-06063	SCREW (6X10)	1	
28	09160-06082	WASHER (6.5X13X1.0)	1	
29	09160-06170	WASHER	2	
30	09204-01006	PIN	1	

FIG.336D

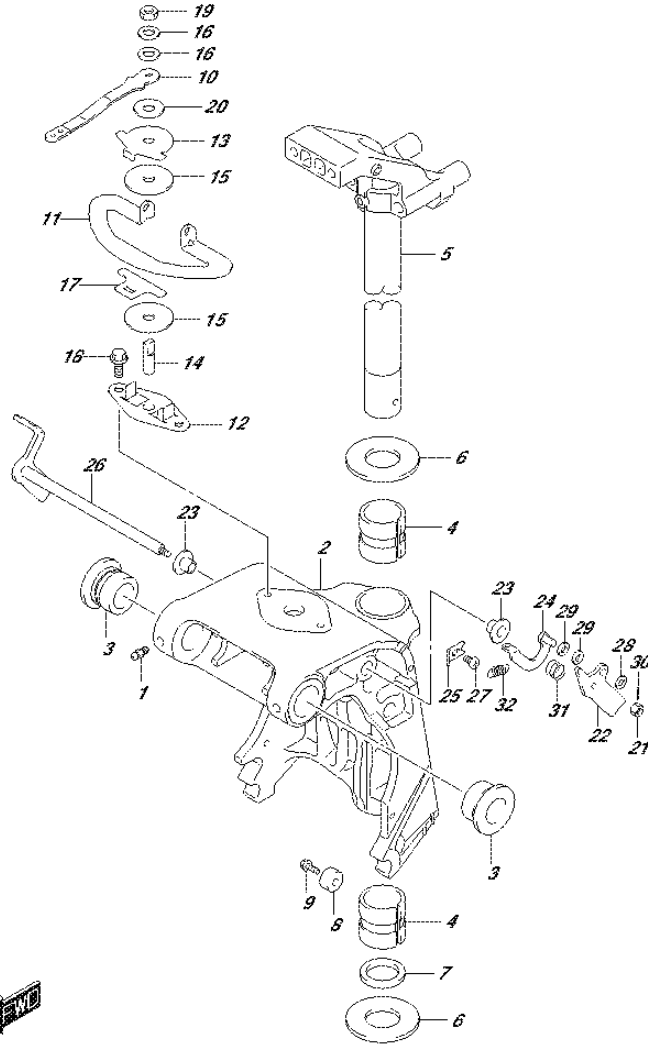


FIG.336D (1-J-13) SWIVEL BRACKET (DF25ATH P01)

REF NO.	PART NO.	DESCRIPTION	Q'TY	REMARKS
31	09440-13057	SPRING	1	
32	09443-10043	SPRING	1	

FIG.336E

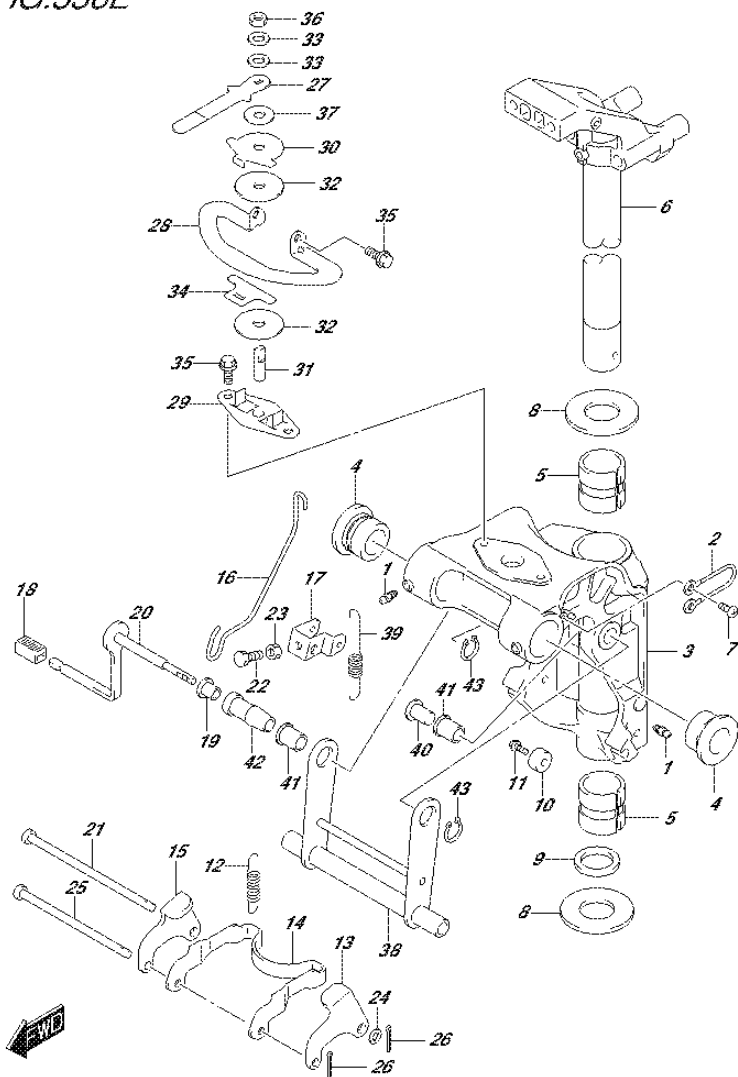


FIG.336E (1-J-14) SWIVEL BRACKET (DF30A P40)

REF NO.	PART NO.	DESCRIPTION	Q'TY	REMARKS
1	22511-99011	NIPPLE, GREASE	4	
2	36894-87D00	LEAD (L:165)	1	
3-1	43111-94L00-0EP	BRACKET, SWIVEL (S) (BLACK)	1	W/TRANSOM(S)
3-2	43111-94L10-0EP	BRACKET, SWIVEL (L) (BLACK)	1	W/TRANSOM(L)
4	43211-87JL0	BUSH, SWIVEL BRACKET	2	
5	43711-94L00	BUSH, STEERING	2	
6-1	43750-94L00-0EP	BRACKET, STEERING (S) (BLACK)	1	W/TRANSOM(S)
6-2	43750-94L10-0EP	BRACKET, STEERING (L) (BLACK)	1	W/TRANSOM(L)
7	09125-06063	SCREW (6X10)	2	
8	09160-30057	WASHER (30.9X50X1.5)	2	
9	09282-30008	SEAL (30.6X43X5)	1	
10-1	55321-87J00	ANODE, PROTECTION	1	W/TRANSOM(L)
10-2	55321-87J10	ANODE, MAGNESIUM	1	OPT
11	09103-06281	BOLT (6X14)	1	W/TRANSOM(L)
12	45211-94L00	SPRING, REVERSE LOCK ARM	2	
13	45221-94L00	LINK, REVERSE LOCK ARM PORT	1	
14	45231-94L00	ARM, REVERSE LOCK	1	
15	45241-94L00	LINK, REVERSE LOCK ARM STBD	1	
16	45252-94L00	LINK, RELEASE LEVER	1	
17	45253-94L00	ARM, RELEASE	1	
18	45255-94L00	RUBBER, RELEASE LEVER	1	
19	45257-94L00	BUSH, RELEASE LEVER	1	
20	45260-94L00	LEVER, RELEASE	1	
21	59211-94L00	PIN, REVERSE LOCK ARM LINK	1	
22	09100-06113	BOLT (6X16)	1	
23	09140-06020	NUT	1	
24	09160-06082	WASHER (6.5X13X1.0)	1	
25	09200-06072	PIN	1	
26	09204-01002	PIN	2	
27	43411-89L00	LEVER, STEERING ADJUSTER	1	
28	43415-94L00	PLATE, STRG ADJ (H)	1	
29	43420-89L00	PLATE, STRG ADJUSTER FRICTION	1	
30	43425-89L00	PLATE, STRG ADJUSTER UPR	1	
31	43512-89L00	SHAFT, STRG ADJUSTER THREAD	1	

FIG.336E

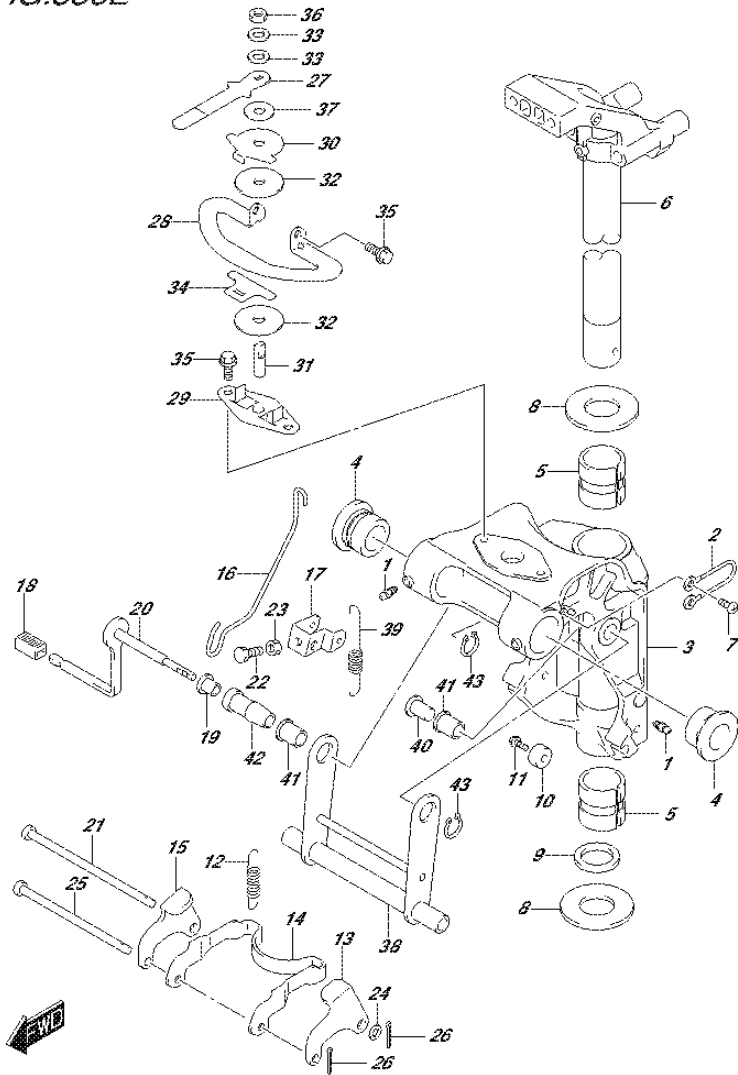


FIG.336E (1-J-15) SWIVEL BRACKET (DF30A P40)

REF NO.	PART NO.	DESCRIPTION	Q'TY	REMARKS
32	43515-88L00	WASHER, STRG ADJ FRICTION PLATE	2	
33	43516-89J00	WASHER, STEERING ADJUSTER	2	
34	43517-89L00	SPACER, STEERING ADJUSTER	1	
35	09116-06225	BOLT (6X15)	4	
36	09159-08L02	NUT	1	
37	09161-08019	WASHER (8.2X18X1.2)	1	
38	45710-94L00	ARM, SHALLOW WATER DRIVE	1	
39	45722-94L00	SPRING, SHALLOW WATER DRIVE ARM	1	
40	45741-94L00	PIN, SHALLOW DRIVE WATER ARM	1	
41	45751-94L00	BUSH, SHALLOW WATER DRIVE ARM	2	
42	45761-94L00	SPACER, SHALLOW WATER DRIVE ARM	1	
43	09380-12002	SNAP RING	2	

FIG.336F

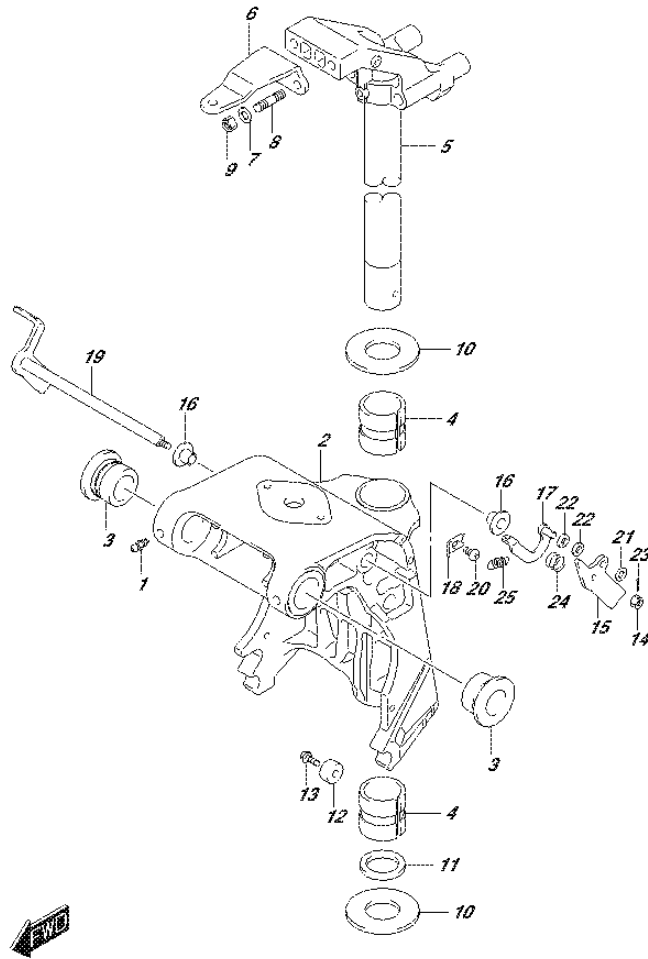


FIG.336F (1-K-2) SWIVEL BRACKET (DF30AT P01)

REF NO.	PART NO.	DESCRIPTION	Q'TY	REMARKS
1	22511-99011	NIPPLE, GREASE	4	
2-1	43111-94LA0-0EP	BRACKET, SWIVEL (S) (BLACK)	1	W/TRANSOM(S)
2-2	43111-94LB0-0EP	BRACKET, SWIVEL (L) (BLACK)	1	W/TRANSOM(L)
3	43211-87JL0	BUSH, SWIVEL BRACKET	2	
4	43711-94L00	BUSH, STEERING	2	
5-1	43750-94L00-0EP	BRACKET, STEERING (S) (BLACK)	1	W/TRANSOM(S)
5-2	43750-94L10-0EP	BRACKET, STEERING (L) (BLACK)	1	W/TRANSOM(L)
6	43755-94L00	ATTACHMENT, STEERING BRACKET	1	
7	09160-08082	WASHER (8.5X16X1.2)	2	
8	09108-08286	STUD BOLT	2	
9	09159-08059	NUT	2	
10	09160-30057	WASHER (30.9X50X1.5)	2	
11	09282-30008	SEAL (30.6X43X5)	1	
12-1	55321-87J00	ANODE, PROTECTION	1	
12-2	55321-87J10	ANODE, MAGNESIUM	1	OPT
13	09103-06281	BOLT (6X14)	1	
14	29141-93J00	NUT	1	
15	41221-94LA0	LEVER, TILT LOCK PORT	1	
16	41224-94LA0	BUSH, TILT STOPPER ROD	2	
17	41230-94LA0	LINK, TILT LOCK LEVER	1	
18	41233-94LA0	BRACKET, TILT LOCK SPRING	1	
19	41280-94LA0	LEVER, TILT LOCK	1	
20	09125-06063	SCREW (6X10)	1	
21	09160-06082	WASHER (6.5X13X1.0)	1	
22	09160-06170	WASHER	2	
23	09204-01006	PIN	1	
24	09440-13057	SPRING	1	
25	09443-10043	SPRING	1	

FIG.336G

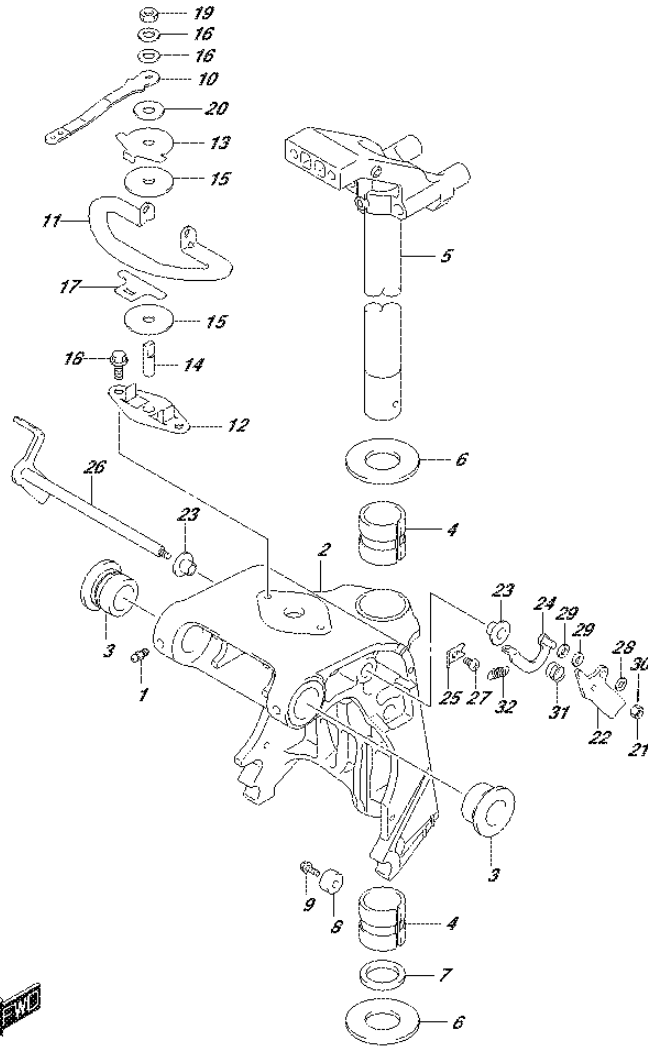


FIG.336G (1-K-3) SWIVEL BRACKET (DF30ATH P01)

REF NO.	PART NO.	DESCRIPTION	Q'TY	REMARKS
1	22511-99011	NIPPLE, GREASE	4	
2-1	43111-94LA0-0EP	BRACKET, SWIVEL (S) (BLACK)	1	W/TRANSOM(S)
2-2	43111-94LB0-0EP	BRACKET, SWIVEL (L) (BLACK)	1	W/TRANSOM(L)
3	43211-87JL0	BUSH, SWIVEL BRACKET	2	
4	43711-94L00	BUSH, STEERING	2	
5-1	43750-94L00-0EP	BRACKET, STEERING (S) (BLACK)	1	W/TRANSOM(S)
5-2	43750-94L10-0EP	BRACKET, STEERING (L) (BLACK)	1	W/TRANSOM(L)
6	09160-30057	WASHER (30.9X50X1.5)	2	
7	09282-30008	SEAL (30.6X43X5)	1	
8-1	55321-87J00	ANODE, PROTECTION	1	
8-2	55321-87J10	ANODE, MAGNESIUM	1	OPT
9	09103-06281	BOLT (6X14)	1	
10	43411-89LA0	LEVER, STEERING ADJUSTER	1	
11	43415-94L00	PLATE, STRG ADJ (H)	1	
12	43420-89L00	PLATE, STRG ADJUSTER FRICTION	1	
13	43425-89L00	PLATE, STRG ADJUSTER UPR	1	
14	43512-89L00	SHAFT, STRG ADJUSTER THREAD	1	
15	43515-88L00	WASHER, STRG ADJ FRICTION	2	
16	43516-89J00	WASHER, STEERING ADJUSTER	2	
17	43517-89L00	SPACER, STEERING ADJUSTER	1	
18	09116-06225	BOLT (6X15)	4	
19	09159-08L02	NUT	1	
20	09161-08019	WASHER (8.2X18X1.2)	1	
21	29141-93J00	NUT	1	
22	41221-94LA0	LEVER, TILT LOCK PORT	1	
23	41224-94LA0	BUSH, TILT STOPPER ROD	2	
24	41230-94LA0	LINK, TILT LOCK LEVER	1	
25	41233-94LA0	BRACKET, TILT LOCK SPRING	1	
26	41280-94LA0	LEVER, TILT LOCK	1	
27	09125-06063	SCREW (6X10)	1	
28	09160-06082	WASHER (6.5X13X1.0)	1	
29	09160-06170	WASHER	2	
30	09204-01006	PIN	1	
31	09440-13057	SPRING	1	
32	09443-10043	SPRING	1	

FIG.336H

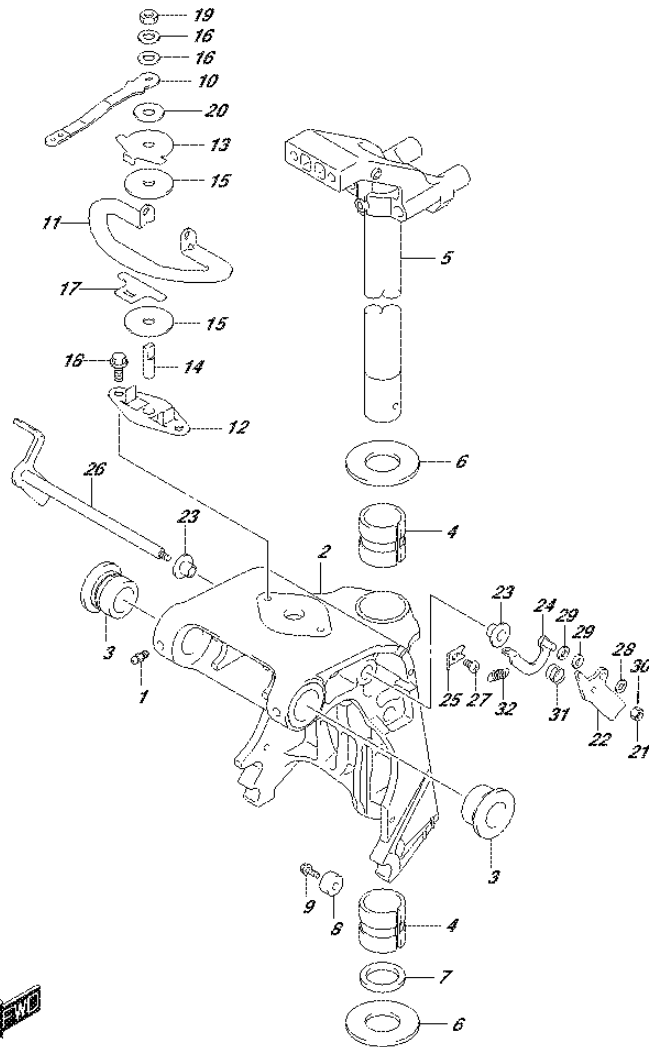


FIG.336H (1-K-4) SWIVEL BRACKET (DF30AQ P01)

REF NO.	PART NO.	DESCRIPTION	Q'TY	REMARKS
1	22511-99011	NIPPLE, GREASE	4	
2-1	43111-94LA0-0EP	BRACKET, SWIVEL (S) (BLACK)	1	W/TRANSOM(S)
2-2	43111-94LB0-0EP	BRACKET, SWIVEL (L) (BLACK)	1	W/TRANSOM(L)
3	43211-87JL0	BUSH, SWIVEL BRACKET	2	
4	43711-94L00	BUSH, STEERING	2	
5-1	43750-94L00-0EP	BRACKET, STEERING (S) (BLACK)	1	W/TRANSOM(S)
5-2	43750-94L10-0EP	BRACKET, STEERING (L) (BLACK)	1	W/TRANSOM(L)
6	09160-30057	WASHER (30.9X50X1.5)	2	
7	09282-30008	SEAL (30.6X43X5)	1	
8-1	55321-87J00	ANODE, PROTECTION	1	
8-2	55321-87J10	ANODE, MAGNESIUM	1	OPT
9	09103-06281	BOLT (6X14)	1	
10	43411-89LA0	LEVER, STEERING ADJUSTER	1	
11	43415-94L00	PLATE, STRG ADJ (H)	1	
12	43420-89L00	PLATE, STRG ADJUSTER FRICTION	1	
13	43425-89L00	PLATE, STRG ADJUSTER UPR	1	
14	43512-89L00	SHAFT, STRG ADJUSTER THREAD	1	
15	43515-88L00	WASHER, STRG ADJ FRICTION	2	
16	43516-89J00	WASHER, STEERING ADJUSTER	2	
17	43517-89L00	SPACER, STEERING ADJUSTER	1	
18	09116-06225	BOLT (6X15)	4	
19	09159-08L02	NUT	1	
20	09161-08019	WASHER (8.2X18X1.2)	1	
21	29141-93J00	NUT	1	
22	41221-94LA0	LEVER, TILT LOCK PORT	1	
23	41224-94LA0	BUSH, TILT STOPPER ROD	2	
24	41230-94LA0	LINK, TILT LOCK LEVER	1	
25	41233-94LA0	BRACKET, TILT LOCK SPRING	1	
26	41280-94LA0	LEVER, TILT LOCK	1	
27	09125-06063	SCREW (6X10)	1	
28	09160-06082	WASHER (6.5X13X1.0)	1	
29	09160-06170	WASHER	2	
30	09204-01006	PIN	1	
31	09440-13057	SPRING	1	
32	09443-10043	SPRING	1	

FIG.338A

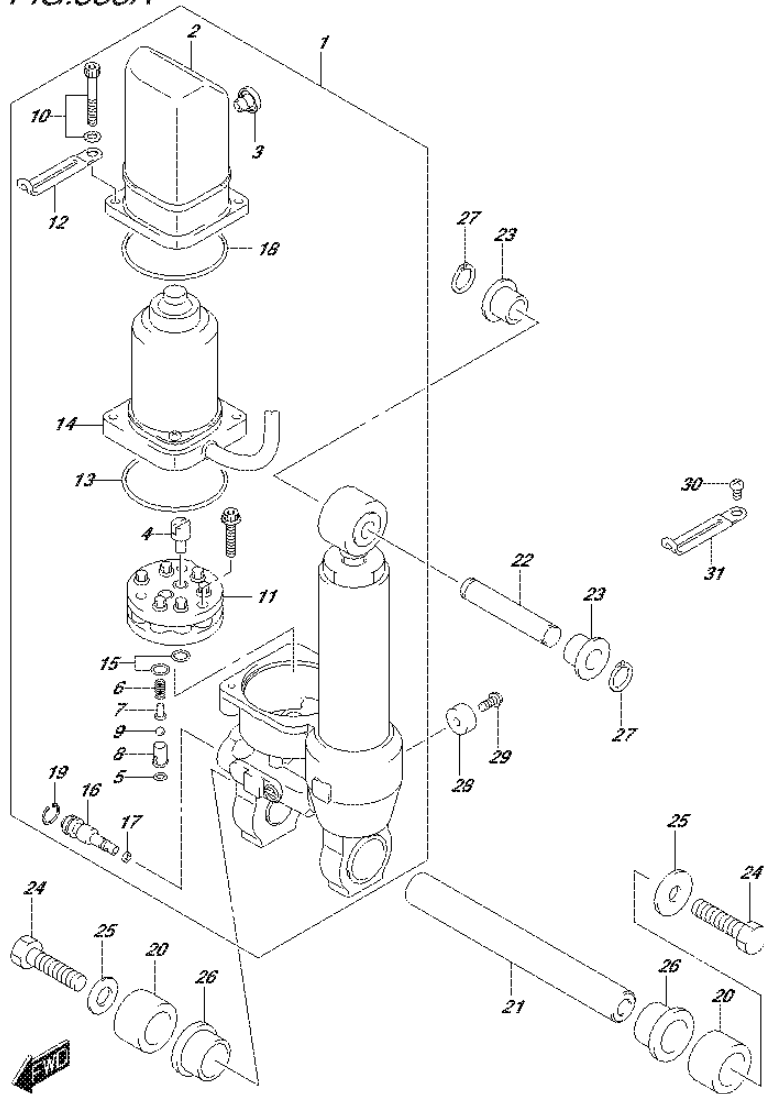


FIG.338A (1-K-5) TILT CYLINDER (DF25AT P01)

REF NO.	PART NO.	DESCRIPTION	Q'TY	REMARKS
1	48000-94L00	POWER TRIM ASSY	1	
2	48571-89J01	.RESERVOIR	1	
3	48572-89J01	.PLUG	1	
4	48583-95E00	.JOINT, DRIVE	1	
5	48818-97E00	.O RING	1	
6	48823-89J00	.SPRING, PRESSURE VALVE	1	
7	48832-89J00	.VALVE, PRESSURE	1	
8	48834-89J00	.SHEET, VALVE	1	
9	48842-89J00	.BALL, PRESSURE VALVE	1	
10	48861-89J01	..BOLT, RESERVOIR	2	
11	48510-89J00	.PUMP ASSY	1	
12	29404-93J10	.CLAMP	1	
13	31123-89J10	.O RING	1	
14	38100-94L00	.MOTOR ASSY, PTT	1	
15	48518-87D00	.O RING	1	
16	48551-89J00	.VALVE, MANUAL	1	
17	48553-97E00	.SEAL, WASHER	1	
18	48585-89J00	.O RING, RESERVOIR	1	
19	48681-87J11	.CIRCLIP	1	
20	47226-94L00	COLLAR, TILT CYL LOWER	2	
21	48121-94LA0	SHAFT, TILT CYL LOWER	1	
22	48321-94L00	SHAFT, TILT CYL UPPER	1	
23	48325-94L00	BUSH, TILT CYL UPPER	2	
24	09100-10323	BOLT	2	
25	09160-10158	WASHER	2	
26	48326-94L00	BUSH	2	
27	09380-12002	SNAP RING	2	
28	55321-87J00	ANODE, PROTECTION	1	
29	09103-06281	BOLT (6X14)	1	
30	09125-06063	SCREW (6X10)	1	
31	09404-06207	CLAMP (L:65)	1	

FIG.338B

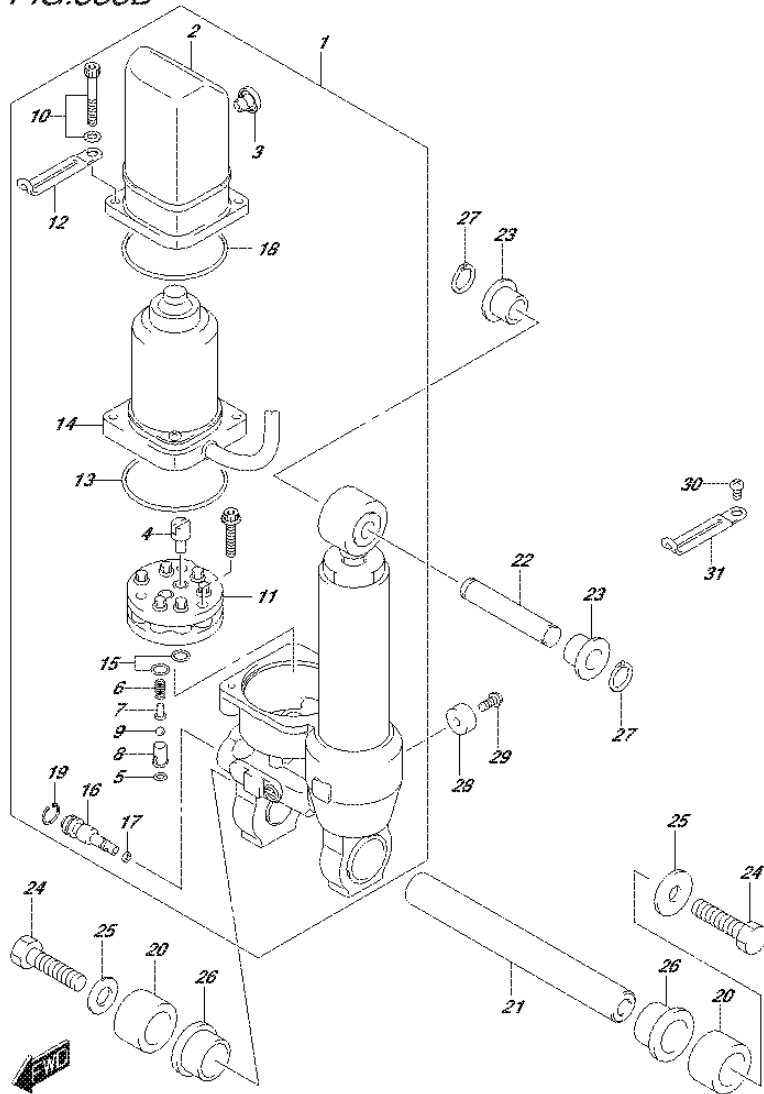
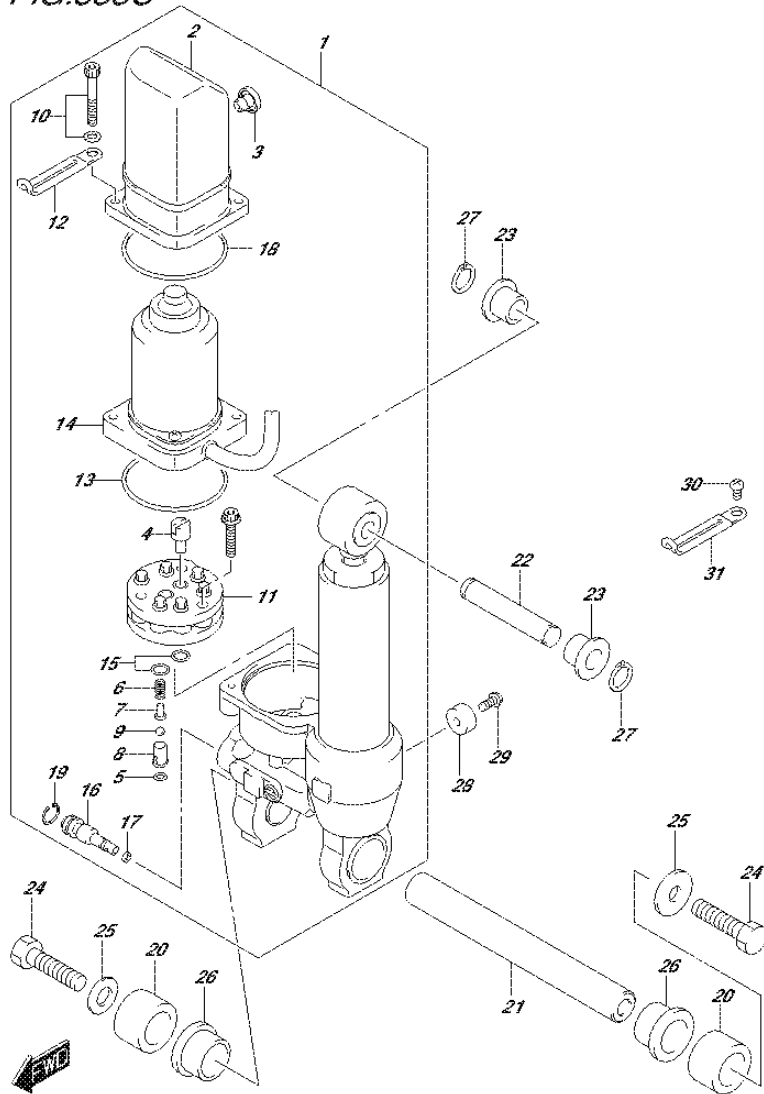


FIG.338B (1-K-6) TILT CYLINDER (DF25ATH P01)

REF NO.	PART NO.	DESCRIPTION	Q'TY	REMARKS
1	48000-94L00	POWER TRIM ASSY	1	
2	48571-89J01	.RESERVOIR	1	
3	48572-89J01	.PLUG	1	
4	48583-95E00	.JOINT, DRIVE	1	
5	48818-97E00	.O RING	1	
6	48823-89J00	.SPRING, PRESSURE VALVE	1	
7	48832-89J00	.VALVE, PRESSURE	1	
8	48834-89J00	.SHEET, VALVE	1	
9	48842-89J00	.BALL, PRESSURE VALVE	1	
10	48861-89J01	..BOLT, RESERVOIR	2	
11	48510-89J00	.PUMP ASSY	1	
12	29404-93J10	.CLAMP	1	
13	31123-89J10	.O RING	1	
14	38100-94L00	.MOTOR ASSY, PTT	1	
15	48518-87D00	.O RING	1	
16	48551-89J00	.VALVE, MANUAL	1	
17	48553-97E00	.SEAL, WASHER	1	
18	48585-89J00	.O RING, RESERVOIR	1	
19	48681-87J11	.CIRCLIP	1	
20	47226-94L00	COLLAR, TILT CYL LOWER	2	
21	48121-94LA0	SHAFT, TILT CYL LOWER	1	
22	48321-94L00	SHAFT, TILT CYL UPPER	1	
23	48325-94L00	BUSH, TILT CYL UPPER	2	
24	09100-10323	BOLT	2	
25	09160-10158	WASHER	2	
26	48326-94L00	BUSH	2	
27	09380-12002	SNAP RING	2	
28	55321-87J00	ANODE, PROTECTION	1	
29	09103-06281	BOLT (6X14)	1	
30	09125-06063	SCREW (6X10)	1	
31	09404-06207	CLAMP (L:65)	1	

FIG.338C



DF25A_30A_P01_015_338C
TILT CYLINDER

FIG.338C (1-K-7) TILT CYLINDER (DF30AT P01)

REF NO.	PART NO.	DESCRIPTION	Q'TY	REMARKS
1	48000-94L00	POWER TRIM ASSY	1	
2	48571-89J01	.RESERVOIR	1	
3	48572-89J01	.PLUG	1	
4	48583-95E00	.JOINT, DRIVE	1	
5	48818-97E00	.O RING	1	
6	48823-89J00	.SPRING, PRESSURE VALVE	1	
7	48832-89J00	.VALVE, PRESSURE	1	
8	48834-89J00	.SHEET, VALVE	1	
9	48842-89J00	.BALL, PRESSURE VALVE	1	
10	48861-89J01	.BOLT, RESERVOIR	2	
11	48510-89J00	.PUMP ASSY	1	
12	29404-93J10	.CLAMP	1	
13	31123-89J10	.O RING	1	
14	38100-94L00	.MOTOR ASSY, PTT	1	
15	48518-87D00	.O RING	1	
16	48551-89J00	.VALVE, MANUAL	1	
17	48553-97E00	.SEAL, WASHER	1	
18	48585-89J00	.O RING, RESERVOIR	1	
19	48681-87J11	.CIRCLIP	1	
20	47226-94L00	COLLAR, TILT CYL LOWER	2	
21	48121-94LA0	SHAFT, TILT CYL LOWER	1	
22	48321-94L00	SHAFT, TILT CYL UPPER	1	
23	48325-94L00	BUSH, TILT CYL UPPER	2	
24	09100-10323	BOLT	2	
25	09160-10158	WASHER	2	
26	48326-94L00	BUSH	2	
27	09380-12002	SNAP RING	2	
28	55321-87J00	ANODE, PROTECTION	1	
29	09103-06281	BOLT (6X14)	1	
30	09125-06063	SCREW (6X10)	1	
31	09404-06207	CLAMP (L:65)	1	

DF25A_30A_P01_015

FIG.338D

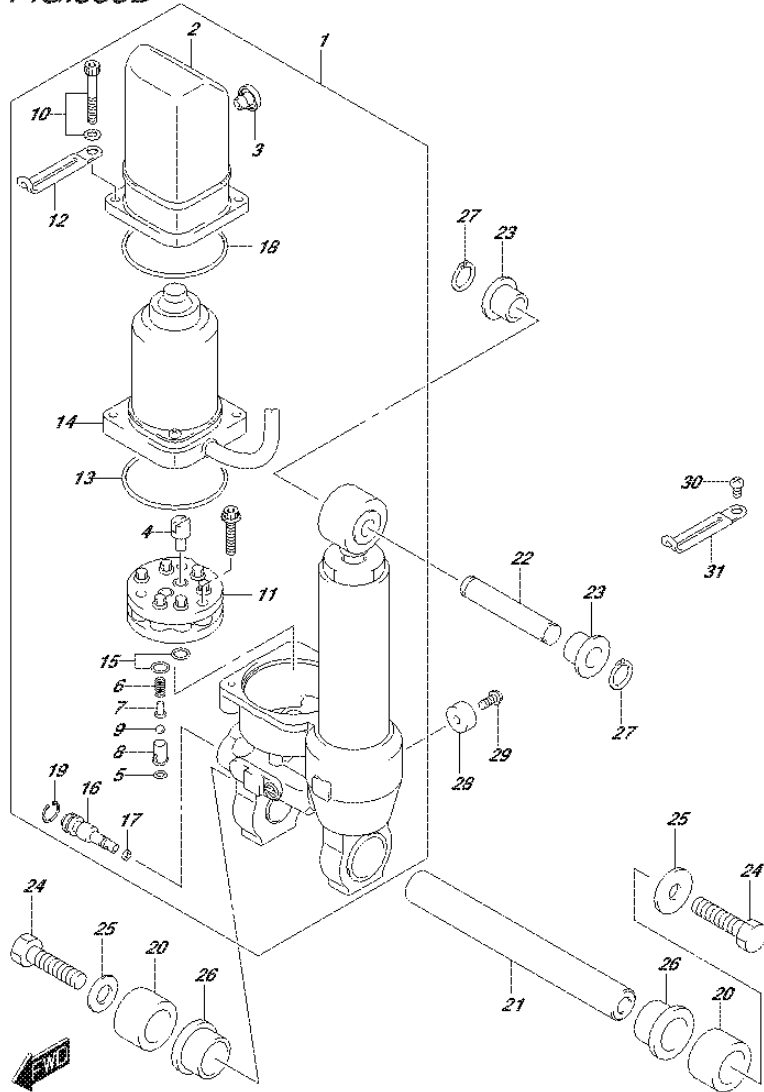


FIG.338D (1-K-8) TILT CYLINDER (DF30ATH P01)

REF NO.	PART NO.	DESCRIPTION	Q'TY	REMARKS
1	48000-94L00	POWER TRIM ASSY	1	
2	48571-89J01	.RESERVOIR	1	
3	48572-89J01	.PLUG	1	
4	48583-95E00	.JOINT, DRIVE	1	
5	48818-97E00	.O RING	1	
6	48823-89J00	.SPRING, PRESSURE VALVE	1	
7	48832-89J00	.VALVE, PRESSURE	1	
8	48834-89J00	.SHEET, VALVE	1	
9	48842-89J00	.BALL, PRESSURE VALVE	1	
10	48861-89J01	.BOLT, RESERVOIR	2	
11	48510-89J00	.PUMP ASSY	1	
12	29404-93J10	.CLAMP	1	
13	31123-89J10	.O RING	1	
14	38100-94L00	.MOTOR ASSY, PTT	1	
15	48518-87D00	.O RING	1	
16	48551-89J00	.VALVE, MANUAL	1	
17	48553-97E00	.SEAL, WASHER	1	
18	48585-89J00	.O RING, RESERVOIR	1	
19	48681-87J11	.CIRCLIP	1	
20	47226-94L00	COLLAR, TILT CYL LOWER	2	
21	48121-94LA0	SHAFT, TILT CYL LOWER	1	
22	48321-94L00	SHAFT, TILT CYL UPPER	1	
23	48325-94L00	BUSH, TILT CYL UPPER	2	
24	09100-10323	BOLT	2	
25	09160-10158	WASHER	2	
26	48326-94L00	BUSH	2	
27	09380-12002	SNAP RING	2	
28	55321-87J00	ANODE, PROTECTION	1	
29	09103-06281	BOLT (6X14)	1	
30	09125-06063	SCREW (6X10)	1	
31	09404-06207	CLAMP (L:65)	1	

FIG.339A

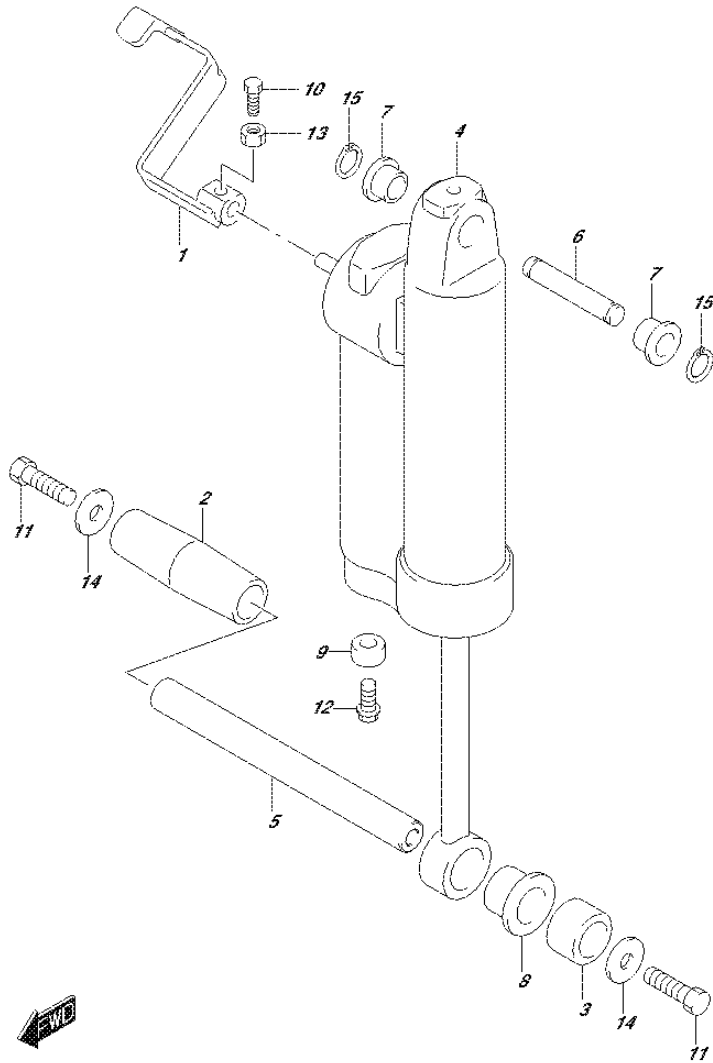


FIG.339A (1-K-9) GAS CYLINDER (DF30AQ P01)

REF NO.	PART NO.	DESCRIPTION	Q'TY	REMARKS
1	45260-94LA0	LEVER, RELEASE	1	
2	47225-94L00	SPACER, TILT CYL LOWER STBD	1	
3	47226-94L00	SPACER, TILT CYL LOWER PORT	1	
4	47400-95J02	CYLINDER ASSY, GAS	1	
5	48121-94LA0	SHAFT, TILT CYLINDER LOWER	1	
6	48321-94L00	SHAFT, TILT CYLINDER UPPER	1	
7	48325-94L00	BUSH, TILT CYLINDER UPPER	2	
8	48326-94L00	BUSH, TILT CYLINDER LOWER	1	
9	55321-87J00	ANODE, PROTECTION	1	
10	09100-06113	BOLT (6X16)	1	
11	09100-10323	BOLT	2	
12	09103-06281	BOLT (6X14)	1	
13	09140-06020	NUT	1	
14	09160-10158	WASHER	2	
15	09380-12002	SNAP RING	2	

FIG.340A

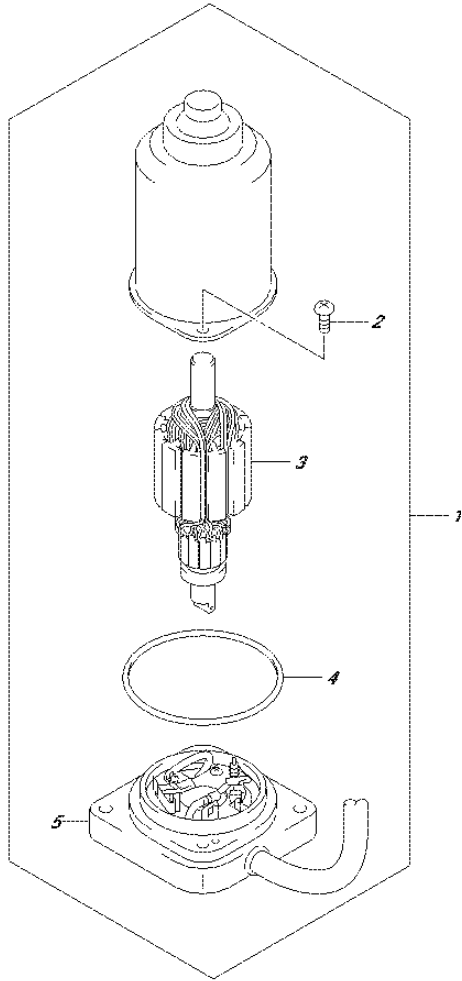


FIG.340A (1-K-10) PTT MOTOR (DF25AT P01)

REF NO.	PART NO.	DESCRIPTION	Q'TY	REMARKS
1	38100-94L00	MOTOR ASSY, PTT	1	
2	31111-89J00	.SCREW	2	
3	31311-89J00	.ARMATURE	1	
4	31123-89J00	.O RING	1	
5	31173-94L00	.HOLDER, BRUSH	1	

FIG.340B

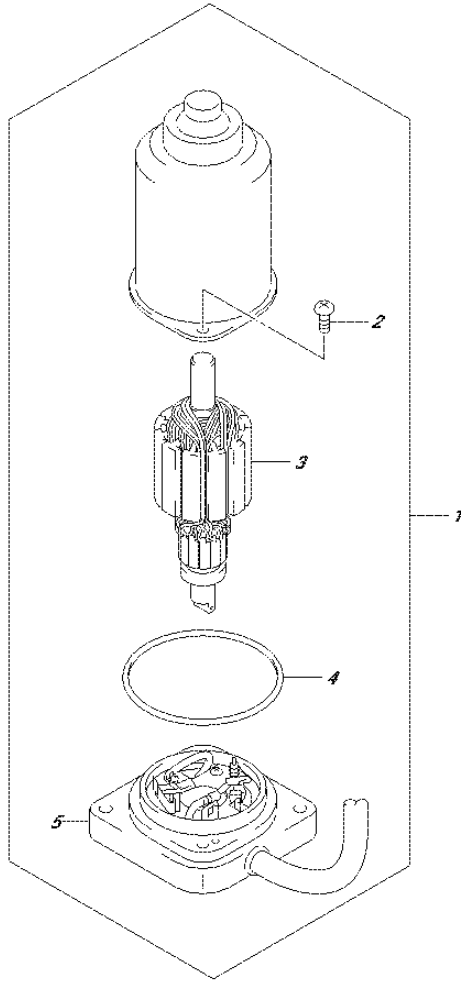


FIG.340B (1-K-11) PTT MOTOR (DF25ATH P01)

REF NO.	PART NO.	DESCRIPTION	Q'TY	REMARKS
1	38100-94L00	MOTOR ASSY, PTT	1	
2	31111-89J00	.SCREW	2	
3	31311-89J00	.ARMATURE	1	
4	31123-89J00	.O RING	1	
5	31173-94L00	.HOLDER, BRUSH	1	

FIG.340C

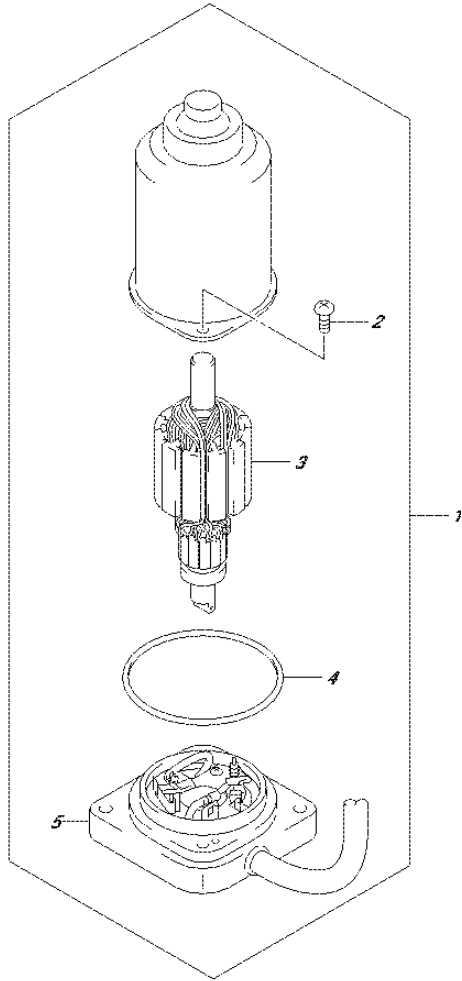


FIG.340C (1-K-12) PTT MOTOR (DF30AT P01)

REF NO.	PART NO.	DESCRIPTION	Q'TY	REMARKS
1	38100-94L00	MOTOR ASSY, PTT	1	
2	31111-89J00	.SCREW	2	
3	31311-89J00	.ARMATURE	1	
4	31123-89J00	.O RING	1	
5	31173-94L00	.HOLDER, BRUSH	1	

FIG.340D

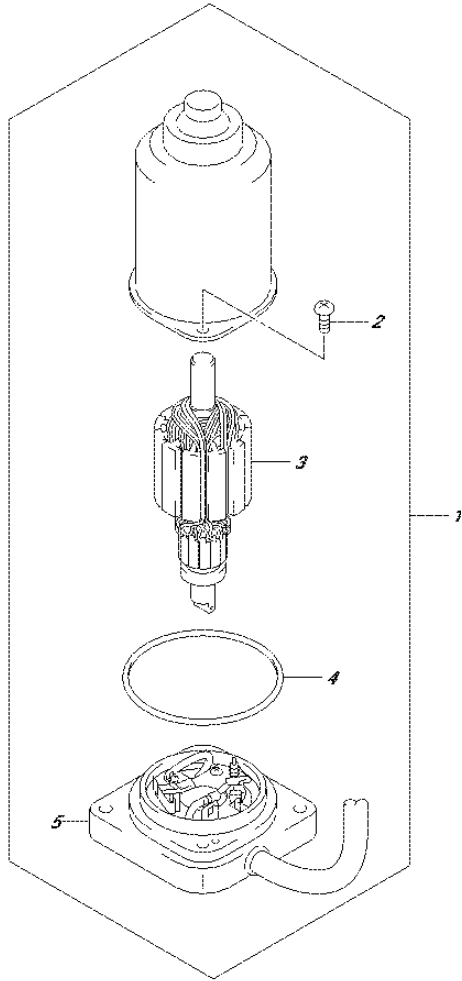


FIG.340D (1-K-13) PTT MOTOR (DF30ATH P01)

REF NO.	PART NO.	DESCRIPTION	Q'TY	REMARKS
1	38100-94L00	MOTOR ASSY, PTT	1	
2	31111-89J00	.SCREW	2	
3	31311-89J00	.ARMATURE	1	
4	31123-89J00	.O RING	1	
5	31173-94L00	.HOLDER, BRUSH	1	

FIG.401A

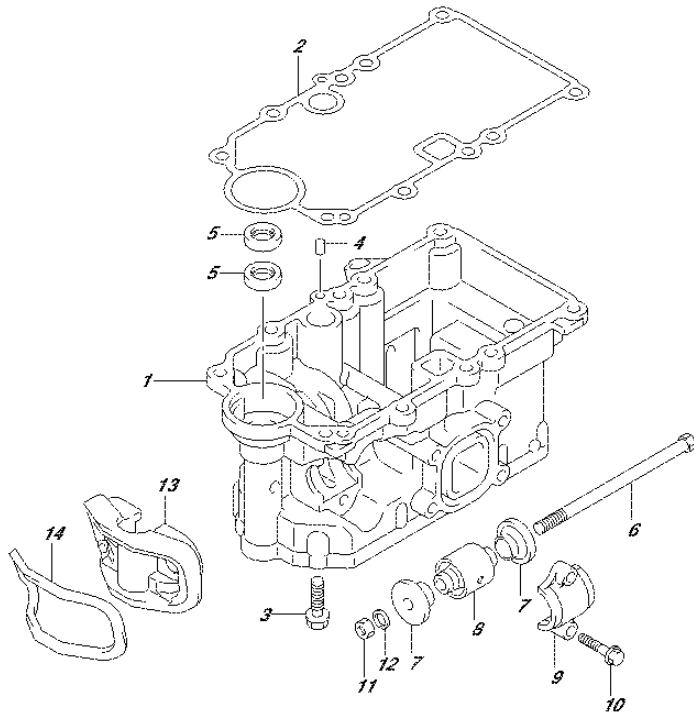


FIG.401A (1-K-14) ENGINE HOLDER

REF NO.	PART NO.	DESCRIPTION	Q'TY	REMARKS
1	51110-94L00	HOLDER, ENGINE	1	
2	51211-94L00	GASKET, ENGINE HOLDER	1	
3	09116-08150	BOLT (8X27)	10	
4	09202-06023	PIN (6X10)	2	
5	09282-15009	OIL SEAL (14.7X25X6.5)	2	
6	54112-94L00	BOLT, UPPER MOUNT	2	
7	54125-94L00	STOPPER, UPPER MOUNT THRUST	4	
8	54130-94L00	MOUNT, UPPER	2	
9	54137-94L00	COVER, UPPER MOUNT	2	
10	09116-08152	BOLT (8X45)	4	
11	09140-10031	NUT	2	
12	09160-10156	WASHER (10.3X16.5X2.5)	2	
13	54144-94L00	SEAL, UPPER MOUNT	1	
14	54145-94L00	SEAL, UPPER MOUNT NO.2	1	



FIG.405A

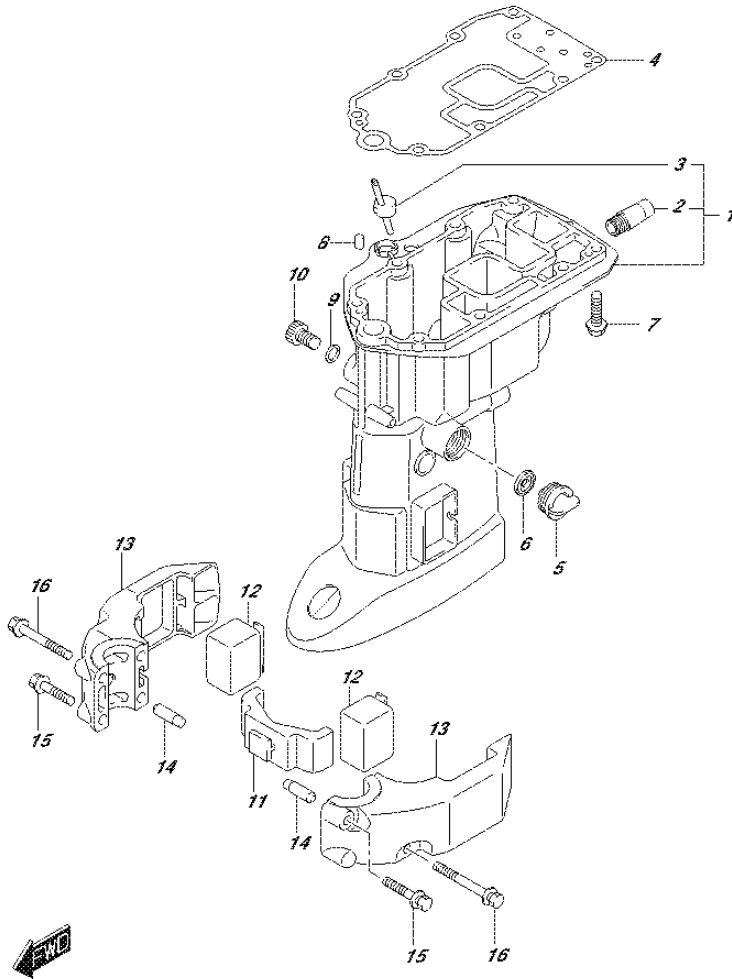


FIG.405A (1-K-15) DRIVE SHAFT HOUSING

REF NO.	PART NO.	DESCRIPTION	Q'TY	REMARKS
1-1	52110-94L00-0EP	HOUSING, DRIVE SHAFT (S) (BLACK)	1	W/TRANSOM(S)
1-2	52110-94L10-0EP	HOUSING, DRIVE SHAFT (L) (BLACK)	1	W/TRANSOM(L)
2	43112-94L00	.PIPE, EXHAUST	1	
3	61155-94L00	.TUBE, WATER INSP	1	
4	52113-94L00	GASKET, DRIVE SHAFT HOUSING	1	
5	17913-93J00	PLUG, WATER	1	
6	17914-93J00	GASKET, WATER PLUG	1	
7	09116-08151	BOLT (8X30)	8	
8	09202-06023	PIN (6X10)	2	
9	09168-12017	GASKET (12X17X1)	1	
10	09248-12009	PLUG (12X18.65)	1	
11	54151-94L00	MOUNT, LOWER THRUST	1	
12	54167-94L00	MOUNT, LOWER SIDE	2	
13	54211-94L00-0EP	COVER, LOWER MOUNT (BLACK)	2	
14	54213-93901	PIN, LWR MOUNT COVER KNOCK	2	
15	09116-08154	BOLT (8X40)	2	
16	09116-08162	BOLT (8X65)	2	

FIG.407A

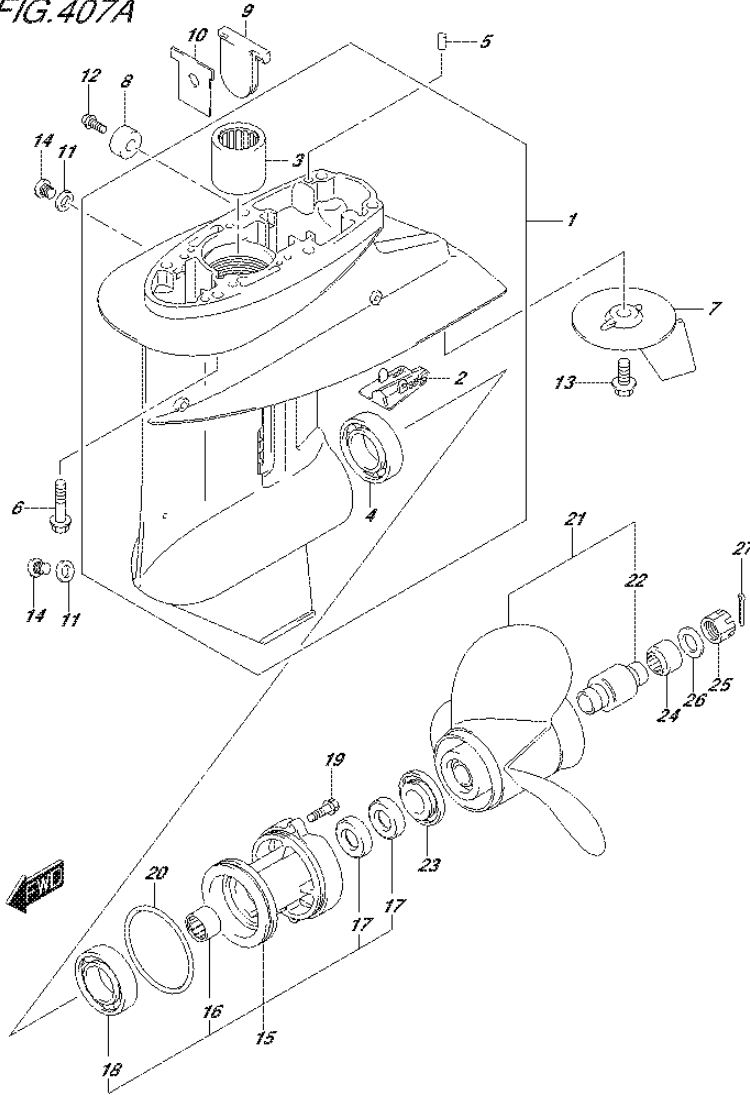


FIG.407A (1-L-2) GEAR CASE

REF NO.	PART NO.	DESCRIPTION	Q'TY	REMARKS
1	55100-94L00-OEP	CASE ASSY, GEAR (BLACK)	1	
2	55114-963L0	.COVER, GEAR CASE UNDER	1	
3	09263-20046	.BEARING (20.6X27X25.4)	1	
4	09265-25047	.BEARING(25X52X16.25)	1	
5	09202-06023	PIN (6X10)	2	
6	09116-08154	BOLT (8X40)	6	
7	55125-96310	TRIM, TAB	1	
8	55321-87J00	ANODE, PROTECTION	1	
9	55332-94L00	RUBBER, EXHAUST SEAL	1	
10	55333-94L00	PLATE, EXHAUST SEAL	1	
11	59178-97J00	GASKET, DRAIN PLUG	2	
12	09103-06281	BOLT (6X14)	1	
13	09116-08147	BOLT (8X16)	1	
14	09248-08001	PLUG (8X7.5)	2	
15	56120-91L11-OEP	HOUSING, PROPELLER SHAFT	1	
16	09263-20047	.BEARING (20X26X20)	1	
17	09289-20L01	.OIL SEAL (20X34X6.5)	2	
18	08113-60060	.BEARING	1	
19	09116-06229	BOLT (6X25)	2	
20	09280-75002	O RING (D:3.5,ID:68.6)	1	
21-1	58100-96411-019	PROPELLER (3X10-1/4X10) (BLACK)	1	
21-2	58100-96421-019	PROPELLER (3X10-1/4X11) (BLACK)	1	
21-3	58100-91L00-019	PROPELLER (3X10-1/4X12) (BLACK)	1	
21-4	58100-91L10-019	PROPELLER (3X10-1/4X13) (BLACK)	1	
21-5	58100-95D01-019	PROPELLER (3X10-1/4X14) (BLACK)	1	
21-6	58100-96371-019	PROPELLER (9P THICK BLADE) (BLACK)	1	

FIG.407A

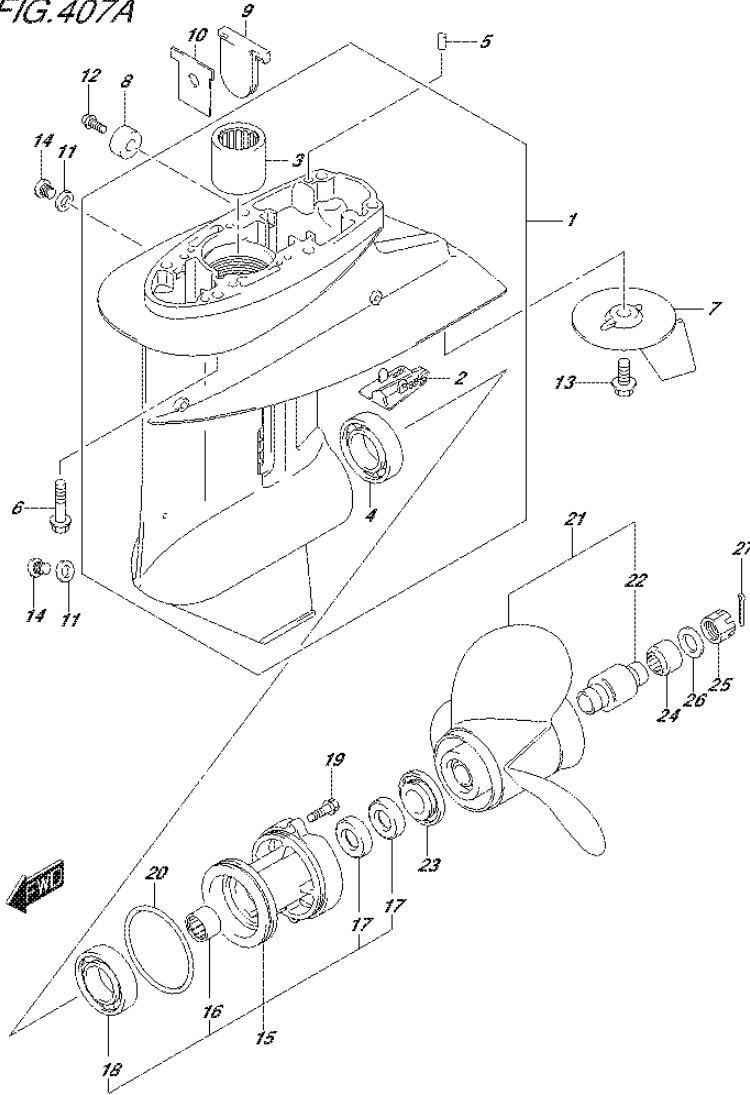


FIG.407A (1-L-3) GEAR CASE

REF NO.	PART NO.	DESCRIPTION	Q'TY	REMARKS
21-7	58100-96471-019	PROPELLER (10P THICK BLADE) (BLACK)	1	
21-8	58100-96481-019	PROPELLER (12P THICK BLADE) (BLACK)	1	
22	58120-96401	.BUSH, PROPELLER	1	
23	57632-91L00	STOPPER, PROPELLER BUSH	1	
24	57633-96300	SPACER, PROPELLER NUT	1	
25	09141-14008	NUT	1	
26	09160-14028	WASHER (14.5X30X2.5)	1	
27	09204-03003	COTTER PIN (D:3.6,L:25)	1	

FIG.410A

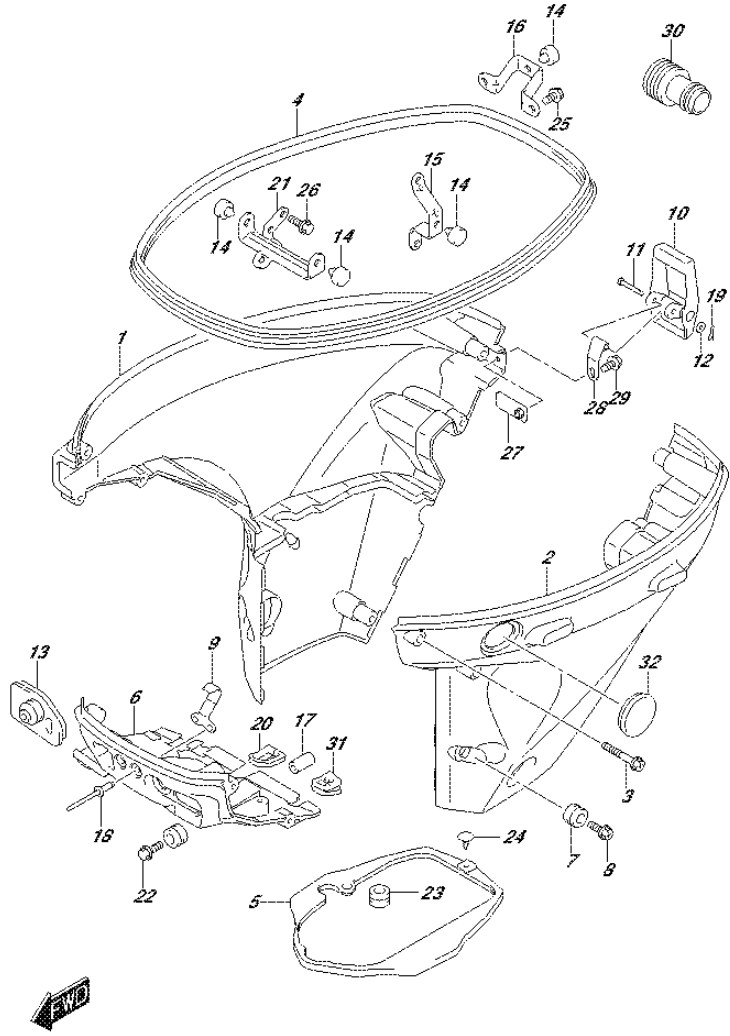


FIG.410A (1-L-4) SIDE COVER (DF25A P01)

REF NO.	PART NO.	DESCRIPTION	Q'TY	REMARKS
1	61810-94L00-0EP	COVER, SIDE STBD (BLACK)	1	
2	61820-94L00-0EP	COVER, SIDE PORT (BLACK)	1	
3	09136-06169	SCREW (6X35)	8	
4	61112-94L10	RUBBER, SIDE COVER	1	
5	61134-94L00	SEAL, SIDE COVER	1	
6	61830-94L00-0EP	PANEL, FRONT (BLACK)	1	
7	09320-11017	CUSHION	2	
8	09136-06168	SCREW (6X17)	2	
9	61412-89L00	HOOK, FRONT PANEL	1	
10	61610-90L00	FASTENER	1	
11	61616-93EL0	PIN, LEVER	1	
12	09161-04012	WASHER (4.2X11X1)	1	
13-1	61124-94L00	GROMMET, CABLE	1	W/MANUAL STARTER
13-2	61124-94L20	GROMMET, CABLE	1	W/ELECTRIC STARTER
14	61151-91J11	CUSHION, LOWER COVER HOLDER	4	
15	61827-94L00	HOLDER, SIDE COVER	1	
16	61829-94L00	HOLDER, SIDE COVER REAR	1	
17	09251-09007	CUSHION	1	
18	09229-04005	RIVET	2	
19	09385-04003	CLIP	1	
20	23131-94L00	BOOT, CLUTCH ROD	1	
21	61841-94L00	HOLDER, SIDE COVER	1	
22	09136-06168	SCREW (6X17)	1	
23	09320-11017	CUSHION	1	
24	09409-05302-5PK	CLIP (BLACK)	1	
25	01550-06167	BOLT	2	
26	01550-08207	BOLT	1	
27	61620-94L00	PLATE, FASTENER HOLDER	1	
28	61642-90L00	HOLDER, FASTENER LEVER	1	
29	09116-06223	BOLT (6X12)	1	
30	17917-87L00	CONNECTOR, FLUSH WATER	1	
31	36656-94L00	GROMMET, PT CABLE	1	
32	37853-94L00	PLUG, PT SWITCH HOLE	1	

FIG.410B

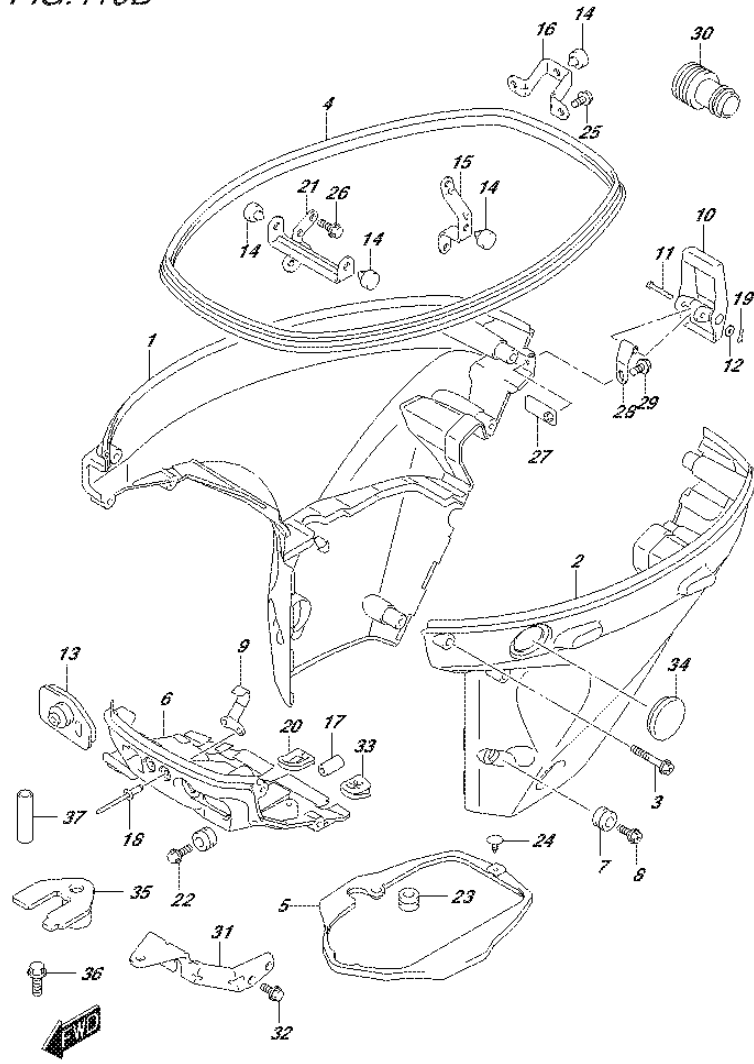
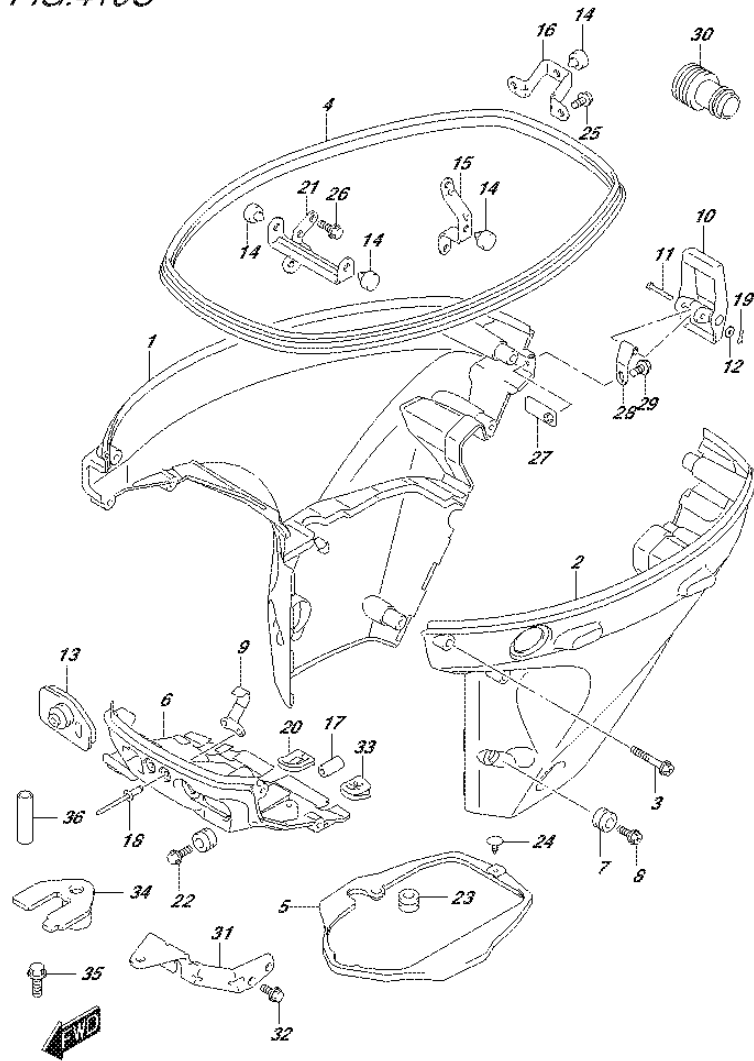


FIG.410B (1-L-5) SIDE COVER (DF25AR P01)

REF NO.	PART NO.	DESCRIPTION	Q'TY	REMARKS
1	61810-94L00-OEP	COVER, SIDE STBD (BLACK)	1	
2	61820-94L00-OEP	COVER, SIDE PORT (BLACK)	1	
3	09136-06169	SCREW (6X35)	8	
4	61112-94L10	RUBBER, SIDE COVER	1	
5	61134-94L00	SEAL, SIDE COVER	1	
6	61830-94L00-OEP	PANEL, FRONT (BLACK)	1	
7	09320-11017	CUSHION	2	
8	09136-06168	SCREW (6X17)	2	
9	61412-89L00	HOOK, FRONT PANEL	1	
10	61610-90L00	FASTENER	1	
11	61616-93EL0	PIN, LEVER	1	
12	09161-04012	WASHER (4.2X11X1)	1	
13	61124-94L10	GROMMET, CABLE R/CON	1	
14	61151-91J11	CUSHION, LOWER COVER HOLDER	4	
15	61827-94L00	HOLDER, SIDE COVER	1	
16	61829-94L00	HOLDER, SIDE COVER REAR	1	
17	09251-09007	CUSHION	1	
18	09229-04005	RIVET	2	
19	09385-04003	CLIP	1	
20	23131-94L00	BOOT, CLUTCH ROD	1	
21	61841-94L00	HOLDER, SIDE COVER	1	
22	09136-06168	SCREW (6X17)	1	
23	09320-11017	CUSHION	1	
24	09409-05302-5PK	CLIP (BLACK)	1	
25	01550-06167	BOLT	2	
26	01550-08207	BOLT	1	
27	61620-94L00	PLATE, FASTENER HOLDER	1	
28	61642-90L00	HOLDER, FASTENER LEVER	1	
29	09116-06223	BOLT (6X12)	1	
30	17917-87L00	CONNECTOR, FLUSH WATER	1	
31	67341-94L00	HOLDER, R/CON CABLE	1	
32	01547-06167	BOLT	2	
33	36656-94L00	GROMMET, PT CABLE	1	
34	37853-94L00	PLUG, PT SWITCH HOLE	1	

FIG.410C



DF25A_30A_P01_015_410C
SIDE COVER

FIG.410C (1-L-7) SIDE COVER (DF25AT P01)

REF NO.	PART NO.	DESCRIPTION	Q'TY	REMARKS
1	61810-94L00-OEP	COVER, SIDE STBD (BLACK)	1	
2	61820-94L20-OEP	COVER, SIDE PORT (BLACK)	1	
3	09136-06169	SCREW (6X35)	8	
4	61112-94L10	RUBBER, SIDE COVER	1	
5	61134-94L00	SEAL, SIDE COVER	1	
6	61830-94L00-OEP	PANEL, FRONT (BLACK)	1	
7	09320-11017	CUSHION	2	
8	09136-06168	SCREW (6X17)	2	
9	61412-89L00	HOOK, FRONT PANEL	1	
10	61610-90L00	FASTENER	1	
11	61616-93EL0	PIN, LEVER	1	
12	09161-04012	WASHER (4.2X11X1)	1	
13	61124-94L10	GROMMET, CABLE R/CON	1	
14	61151-91J11	CUSHION, LOWER COVER HOLDER	4	
15	61827-94L00	HOLDER, SIDE COVER	1	
16	61829-94L00	HOLDER, SIDE COVER REAR	1	
17	09251-09007	CUSHION	1	
18	09229-04005	RIVET	2	
19	09385-04003	CLIP	1	
20	23131-94L00	BOOT, CLUTCH ROD	1	
21	61841-94L00	HOLDER, SIDE COVER	1	
22	09136-06168	SCREW (6X17)	1	
23	09320-11017	CUSHION	1	
24	09409-05302-5PK	CLIP (BLACK)	1	
25	01550-06167	BOLT	2	
26	01550-08207	BOLT	1	
27	61620-94L00	PLATE, FASTENER HOLDER	1	
28	61642-90L00	HOLDER, FASTENER LEVER	1	
29	09116-06223	BOLT (6X12)	1	
30	17917-87L00	CONNECTOR, FLUSH WATER	1	
31	67341-94L00	HOLDER, R/CON CABLE	1	
32	01547-06167	BOLT	2	
33	36656-94L00	GROMMET, PT CABLE	1	
34	67343-94L00	STOPPER, R/CON CABLE	1	
35	09116-06225	BOLT (6X15)	1	
36	09352-70103-600	HOSE (7X10.2X600)	2	L:600->14

DF25A_30A_P01_015

FIG.410D

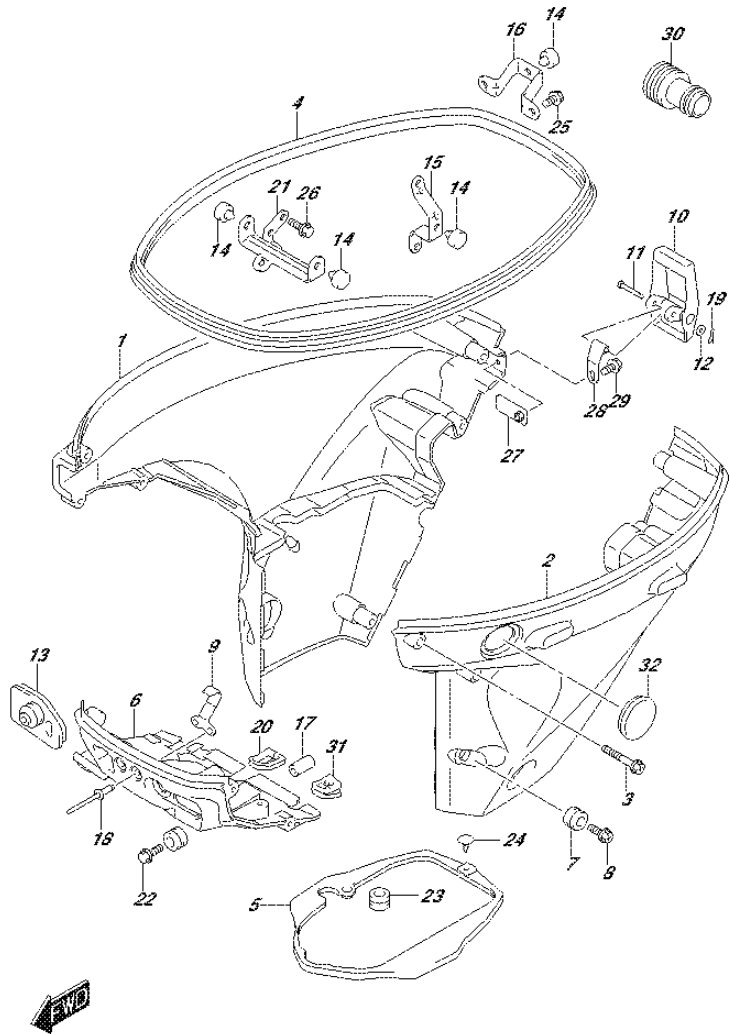


FIG.410D (1-L-8) SIDE COVER (DF25ATH P01)

REF NO.	PART NO.	DESCRIPTION	Q'TY	REMARKS
1	61810-94L00-OEP	COVER, SIDE STBD (BLACK)	1	
2	61820-94L20-OEP	COVER, SIDE PORT (BLACK)	1	
3	09136-06169	SCREW (6X35)	8	
4	61112-94L10	RUBBER, SIDE COVER	1	
5	61134-94L00	SEAL, SIDE COVER	1	
6	61830-94L00-OEP	PANEL, FRONT (BLACK)	1	
7	09320-11017	CUSHION	2	
8	09136-06168	SCREW (6X17)	2	
9	61412-89L00	HOOK, FRONT PANEL	1	
10	61610-90L00	FASTENER	1	
11	61616-93EL0	PIN, LEVER	1	
12	09161-04012	WASHER (4.2X11X1)	1	
13	61124-94L20	GROMMET, CABLE	1	
14	61151-91J11	CUSHION, LOWER COVER HOLDER	4	
15	61827-94L00	HOLDER, SIDE COVER	1	
16	61829-94L00	HOLDER, SIDE COVER REAR	1	
17	09251-09007	CUSHION	1	
18	09229-04005	RIVET	2	
19	09385-04003	CLIP	1	
20	23131-94L00	BOOT, CLUTCH ROD	1	
21	61841-94L00	HOLDER, SIDE COVER	1	
22	09136-06168	SCREW (6X17)	1	
23	09320-11017	CUSHION	1	
24	09409-05302-5PK	CLIP (BLACK)	1	
25	01550-06167	BOLT	2	
26	01550-08207	BOLT	1	
27	61620-94L00	PLATE, FASTENER HOLDER	1	
28	61642-90L00	HOLDER, FASTENER LEVER	1	
29	09116-06223	BOLT (6X12)	1	
30	17917-87L00	CONNECTOR, FLUSH WATER	1	
31	36656-94L00	GROMMET, PT CABLE	1	
32	37853-94L00	PLUG, PT SWITCH HOLE	1	

FIG.410E

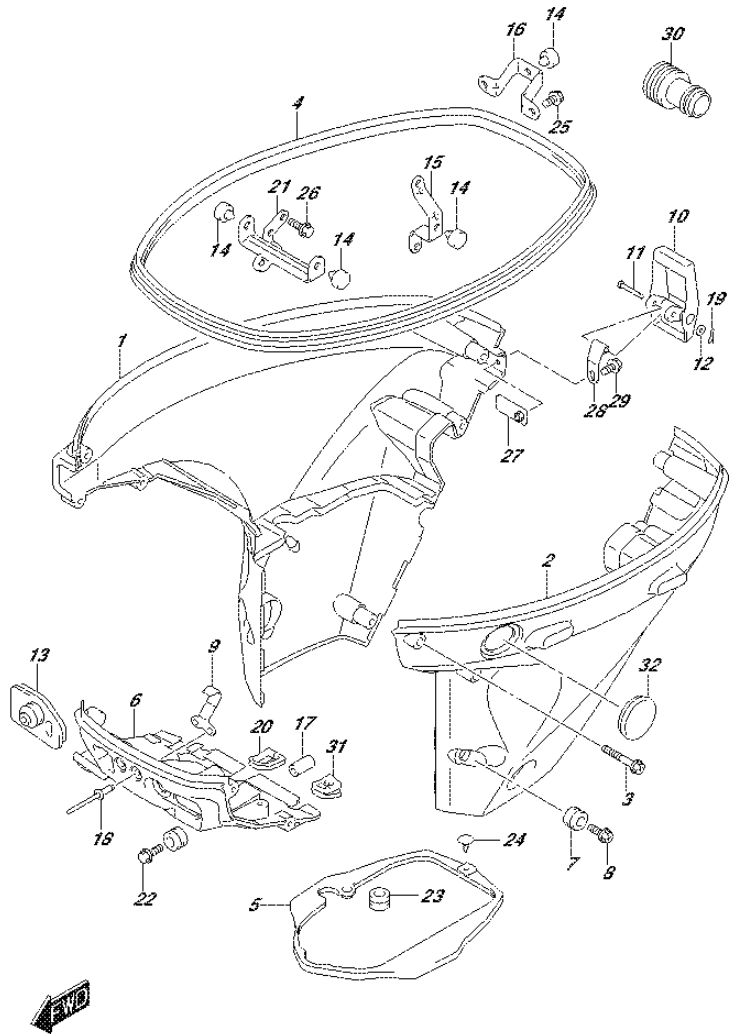
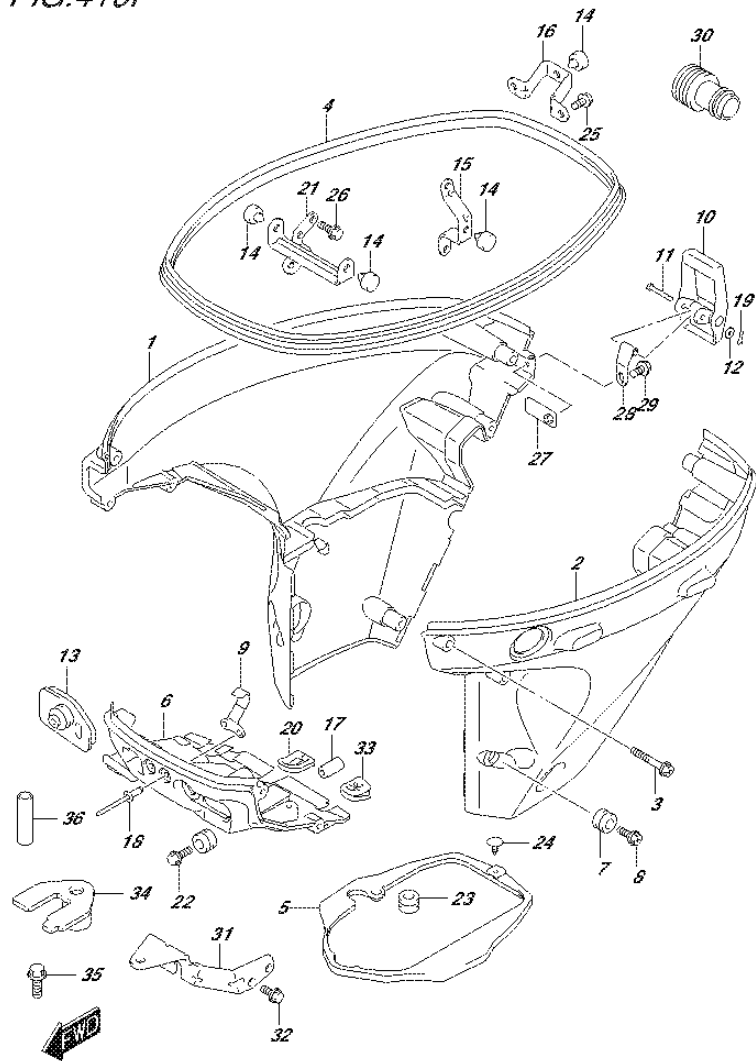


FIG.410E (1-L-9) SIDE COVER (DF30A P40)

REF NO.	PART NO.	DESCRIPTION	Q'TY	REMARKS
1	61810-94L00-0EP	COVER, SIDE STBD (BLACK)	1	
2	61820-94L00-0EP	COVER, SIDE PORT (BLACK)	1	
3	09136-06169	SCREW (6X35)	8	
4	61112-94L10	RUBBER, SIDE COVER	1	
5	61134-94L00	SEAL, SIDE COVER	1	
6	61830-94L00-0EP	PANEL, FRONT (BLACK)	1	
7	09320-11017	CUSHION	2	
8	09136-06168	SCREW (6X17)	2	
9	61412-89L00	HOOK, FRONT PANEL	1	
10	61610-90L00	FASTENER	1	
11	61616-93EL0	PIN, LEVER	1	
12	09161-04012	WASHER (4.2X11X1)	1	
13-1	61124-94L00	GROMMET, CABLE	1	W/MANUAL STARTER
13-2	61124-94L20	GROMMET, CABLE	1	W/ELECTRIC STARTER
14	61151-91J11	CUSHION, LOWER COVER HOLDER	4	
15	61827-94L00	HOLDER, SIDE COVER	1	
16	61829-94L00	HOLDER, SIDE COVER REAR	1	
17	09251-09007	CUSHION	1	
18	09229-04005	RIVET	2	
19	09385-04003	CLIP	1	
20	23131-94L00	BOOT, CLUTCH ROD	1	
21	61841-94L00	HOLDER, SIDE COVER	1	
22	09136-06168	SCREW (6X17)	1	
23	09320-11017	CUSHION	1	
24	09409-05302-5PK	CLIP (BLACK)	1	
25	01550-06167	BOLT	2	
26	01550-08207	BOLT	1	
27	61620-94L00	PLATE, FASTENER HOLDER	1	
28	61642-90L00	HOLDER, FASTENER LEVER	1	
29	09116-06223	BOLT (6X12)	1	
30	17917-87L00	CONNECTOR, FLUSH WATER	1	
31	36656-94L00	GROMMET, PT CABLE	1	
32	37853-94L00	PLUG, PT SWITCH HOLE	1	

FIG.410F



DF25A_30A_P01_015_410F
SIDE COVER

FIG.410F (1-L-10) SIDE COVER (DF30AT P01)

REF NO.	PART NO.	DESCRIPTION	Q'TY	REMARKS
1	61810-94L00-OEP	COVER, SIDE STBD (BLACK)	1	
2	61820-94L20-OEP	COVER, SIDE PORT (BLACK)	1	
3	09136-06169	SCREW (6X35)	8	
4	61112-94L10	RUBBER, SIDE COVER	1	
5	61134-94L00	SEAL, SIDE COVER	1	
6	61830-94L00-OEP	PANEL, FRONT (BLACK)	1	
7	09320-11017	CUSHION	2	
8	09136-06168	SCREW (6X17)	2	
9	61412-89L00	HOOK, FRONT PANEL	1	
10	61610-90L00	FASTENER	1	
11	61616-93EL0	PIN, LEVER	1	
12	09161-04012	WASHER (4.2X11X1)	1	
13	61124-94L10	GROMMET, CABLE R/CON	1	
14	61151-91J11	CUSHION, LOWER COVER HOLDER	4	
15	61827-94L00	HOLDER, SIDE COVER	1	
16	61829-94L00	HOLDER, SIDE COVER REAR	1	
17	09251-09007	CUSHION	1	
18	09229-04005	RIVET	2	
19	09385-04003	CLIP	1	
20	23131-94L00	BOOT, CLUTCH ROD	1	
21	61841-94L00	HOLDER, SIDE COVER	1	
22	09136-06168	SCREW (6X17)	1	
23	09320-11017	CUSHION	1	
24	09409-05302-5PK	CLIP (BLACK)	1	
25	01550-06167	BOLT	2	
26	01550-08207	BOLT	1	
27	61620-94L00	PLATE, FASTENER HOLDER	1	
28	61642-90L00	HOLDER, FASTENER LEVER	1	
29	09116-06223	BOLT (6X12)	1	
30	17917-87L00	CONNECTOR, FLUSH WATER	1	
31	67341-94L00	HOLDER, R/CON CABLE	1	
32	01547-06167	BOLT	2	
33	36656-94L00	GROMMET, PT CABLE	1	
34	67343-94L00	STOPPER, R/CON CABLE	1	
35	09116-06225	BOLT (6X15)	1	
36	09352-70103-600	HOSE (7X10.2X600)	2	L:600->14

DF25A_30A_P01_015

FIG.410G

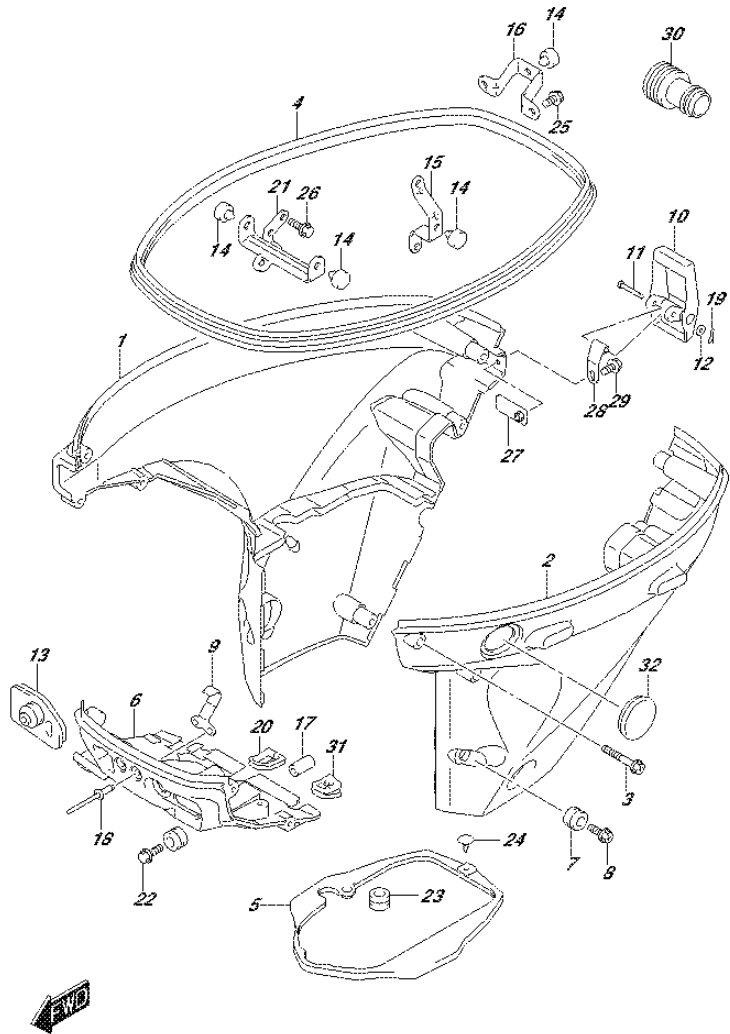


FIG.410G (1-L-11) SIDE COVER (DF30ATH P01)

REF NO.	PART NO.	DESCRIPTION	Q'TY	REMARKS
1	61810-94L00-OEP	COVER, SIDE STBD (BLACK)	1	
2	61820-94L20-OEP	COVER, SIDE PORT (BLACK)	1	
3	09136-06169	SCREW (6X35)	8	
4	61112-94L10	RUBBER, SIDE COVER	1	
5	61134-94L00	SEAL, SIDE COVER	1	
6	61830-94L00-OEP	PANEL, FRONT (BLACK)	1	
7	09320-11017	CUSHION	2	
8	09136-06168	SCREW (6X17)	2	
9	61412-89L00	HOOK, FRONT PANEL	1	
10	61610-90L00	FASTENER	1	
11	61616-93EL0	PIN, LEVER	1	
12	09161-04012	WASHER (4.2X11X1)	1	
13	61124-94L20	GROMMET, CABLE	1	
14	61151-91J11	CUSHION, LOWER COVER HOLDER	4	
15	61827-94L00	HOLDER, SIDE COVER	1	
16	61829-94L00	HOLDER, SIDE COVER REAR	1	
17	09251-09007	CUSHION	1	
18	09229-04005	RIVET	2	
19	09385-04003	CLIP	1	
20	23131-94L00	BOOT, CLUTCH ROD	1	
21	61841-94L00	HOLDER, SIDE COVER	1	
22	09136-06168	SCREW (6X17)	1	
23	09320-11017	CUSHION	1	
24	09409-05302-5PK	CLIP (BLACK)	1	
25	01550-06167	BOLT	2	
26	01550-08207	BOLT	1	
27	61620-94L00	PLATE, FASTENER HOLDER	1	
28	61642-90L00	HOLDER, FASTENER LEVER	1	
29	09116-06223	BOLT (6X12)	1	
30	17917-87L00	CONNECTOR, FLUSH WATER	1	
31	36656-94L00	GROMMET, PT CABLE	1	
32	37853-94L00	PLUG, PT SWITCH HOLE	1	

FIG.410H

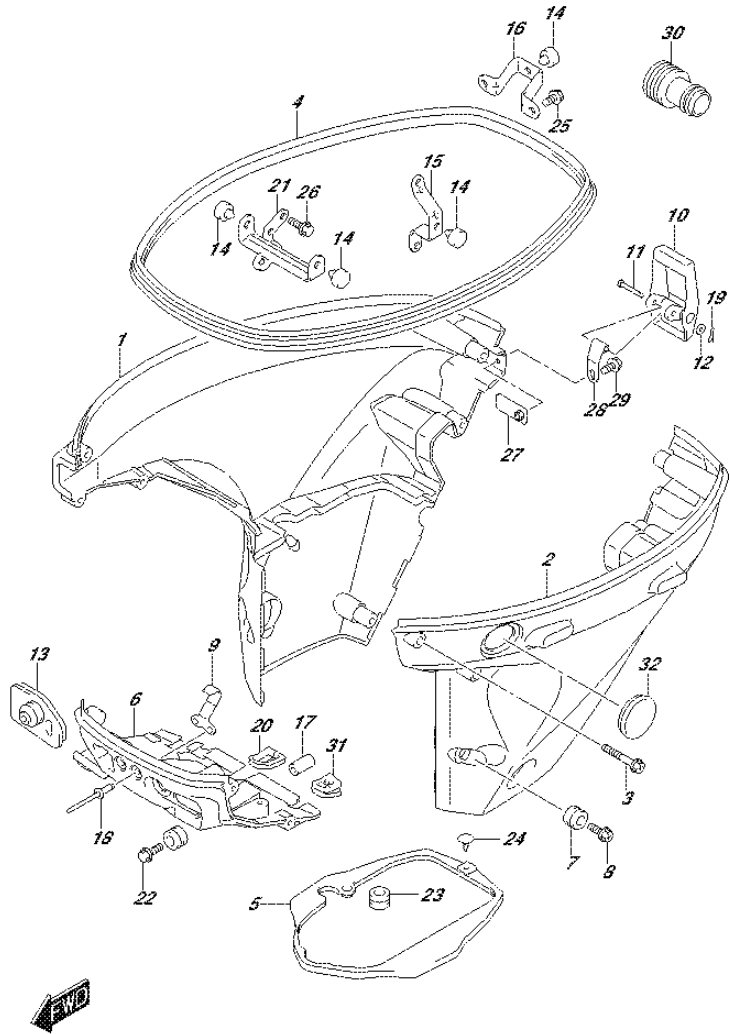


FIG.410H (1-L-12) SIDE COVER (DF30AQ P01)

REF NO.	PART NO.	DESCRIPTION	Q'TY	REMARKS
1	61810-94L00-0EP	COVER, SIDE STBD (BLACK)	1	
2	61820-94L00-0EP	COVER, SIDE PORT (BLACK)	1	
3	09136-06169	SCREW (6X35)	8	
4	61112-94L10	RUBBER, SIDE COVER	1	
5	61134-94L00	SEAL, SIDE COVER	1	
6	61830-94L00-0EP	PANEL, FRONT (BLACK)	1	
7	09320-11017	CUSHION	2	
8	09136-06168	SCREW (6X17)	2	
9	61412-89L00	HOOK, FRONT PANEL	1	
10	61610-90L00	FASTENER	1	
11	61616-93EL0	PIN, LEVER	1	
12	09161-04012	WASHER (4.2X11X1)	1	
13-1	61124-94L00	GROMMET, CABLE	1	W/MANUAL STARTER
13-2	61124-94L20	GROMMET, CABLE	1	W/ELECTRIC STARTER
14	61151-91J11	CUSHION, LOWER COVER HOLDER	4	
15	61827-94L00	HOLDER, SIDE COVER	1	
16	61829-94L00	HOLDER, SIDE COVER REAR	1	
17	09251-09007	CUSHION	1	
18	09229-04005	RIVET	2	
19	09385-04003	CLIP	1	
20	23131-94L00	BOOT, CLUTCH ROD	1	
21	61841-94L00	HOLDER, SIDE COVER	1	
22	09136-06168	SCREW (6X17)	1	
23	09320-11017	CUSHION	1	
24	09409-05302-5PK	CLIP (BLACK)	1	
25	01550-06167	BOLT	2	
26	01550-08207	BOLT	1	
27	61620-94L00	PLATE, FASTENER HOLDER	1	
28	61642-90L00	HOLDER, FASTENER LEVER	1	
29	09116-06223	BOLT (6X12)	1	
30	17917-87L00	CONNECTOR, FLUSH WATER	1	
31	36656-94L00	GROMMET, PT CABLE	1	
32	37853-94L00	PLUG, PT SWITCH HOLE	1	

FIG. 420A

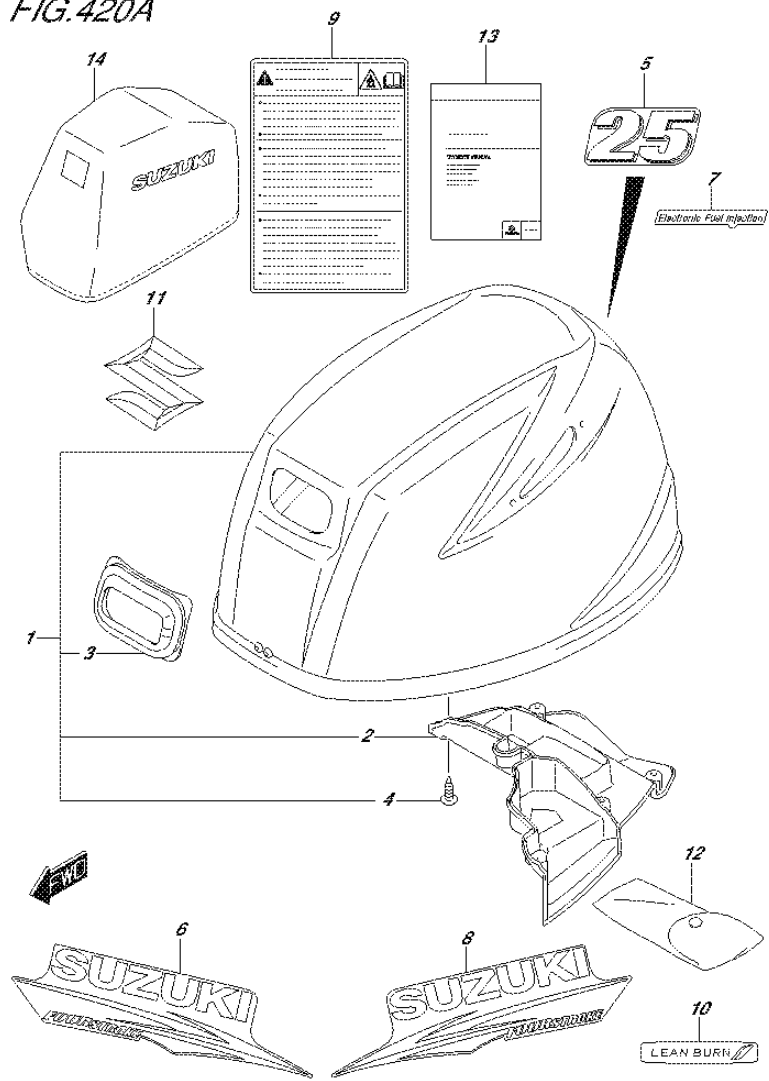


FIG.420A (1-L-13) ENGINE COVER (DF25A P01)

REF NO.	PART NO.	DESCRIPTION	Q'TY	REMARKS
1	61400-94L00-OEP	COVER ASSY, ENGINE (BLACK)	1	
2	61433-94L00	.COVER, AIR INTAKE INNER	1	
3	61622-90L00	.SEAL, RECOIL STARTER	1	
4	03542-05169	.SCREW	6	
5	61435-94L00	MARK, EMBLEM REAR (25)	1	
6	61443-94L00	STRIPE, ENGINE COVER STBD	1	
7	61446-89L00	DECAL, EFI	1	
8	61453-94L00	STRIPE, ENGINE COVER PORT	1	
9	61458-89L00	LABEL, ENGINE COVER	1	
10	61471-89L00	DECAL, LEAN BURN	1	
11	77811-58J10-OPG	EMBLEM, S (CHROME)	1	
12	59800-94L00	TOOL ASSY	1	
13	99011-94L00-055	MANUAL, OWNER'S	1	
14	68110-88L00	COVER, WEATHER	1	OPT

FIG. 420B

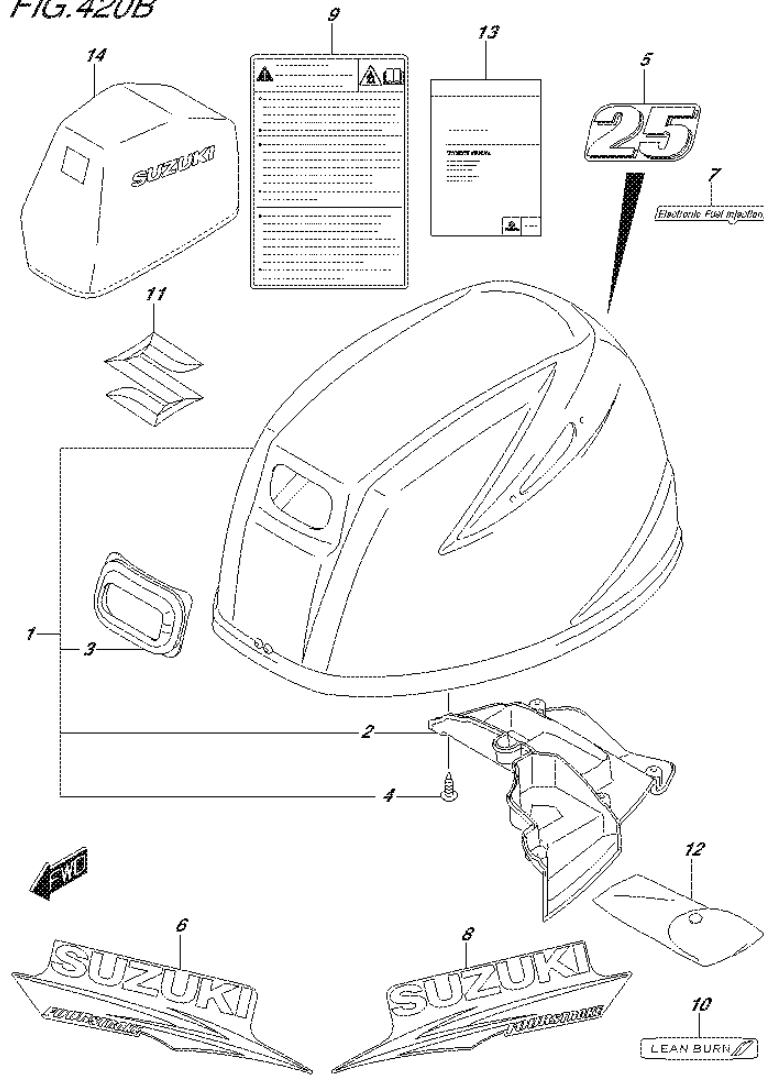


FIG.420B (1-L-14) ENGINE COVER (DF25AR P01)

REF NO.	PART NO.	DESCRIPTION	Q'TY	REMARKS
1	61400-94L00-OEP	COVER ASSY, ENGINE (BLACK)	1	
2	61433-94L00	.COVER, AIR INTAKE INNER	1	
3	61622-90L00	.SEAL, RECOIL STARTER	1	
4	03542-05169	.SCREW	6	
5	61435-94L00	MARK, EMBLEM REAR (25)	1	
6	61443-94L00	STRIPE, ENGINE COVER STBD	1	
7	61446-89L00	DECAL, EFI	1	
8	61453-94L00	STRIPE, ENGINE COVER PORT	1	
9	61458-89L00	LABEL, ENGINE COVER	1	
10	61471-89L00	DECAL, LEAN BURN	1	
11	77811-58J10-OPG	EMBLEM, S (CHROME)	1	
12	59800-94L00	TOOL ASSY	1	
13	99011-94L00-055	MANUAL, OWNER'S	1	
14	68110-88L00	COVER, WEATHER	1	OPT

FIG. 420C

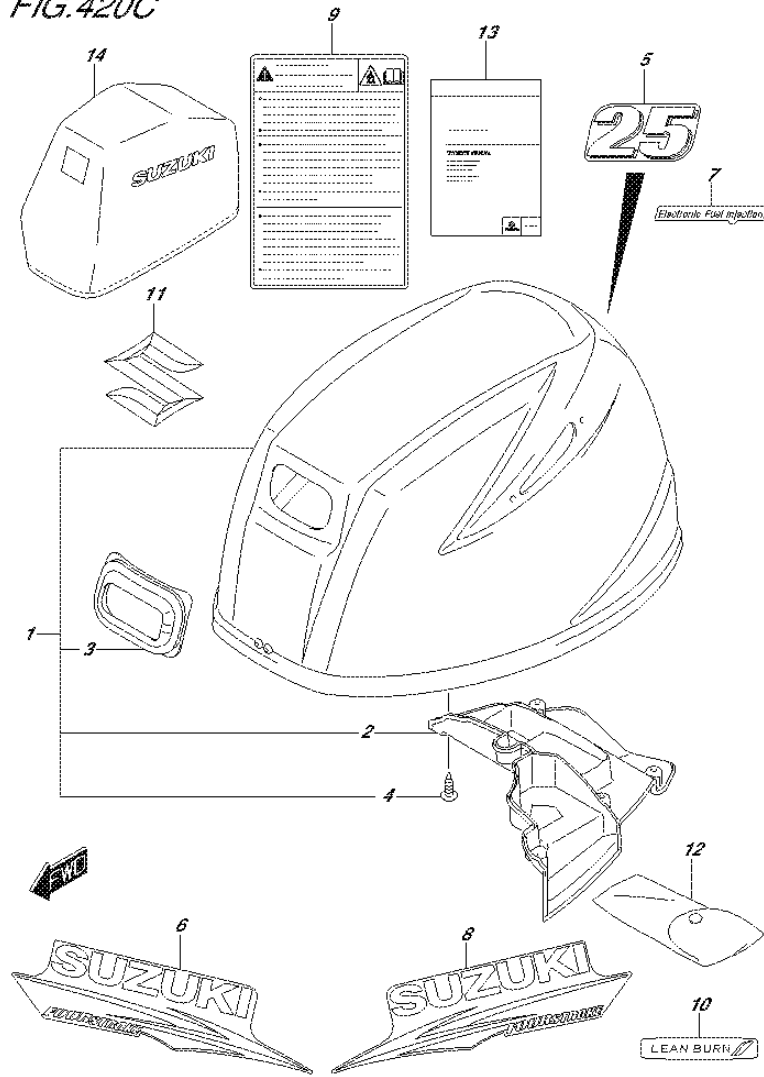


FIG.420C (1-L-15) ENGINE COVER (DF25AT P01)

REF NO.	PART NO.	DESCRIPTION	Q'TY	REMARKS
1	61400-94L00-OEP	COVER ASSY, ENGINE (BLACK)	1	
2	61433-94L00	.COVER, AIR INTAKE INNER	1	
3	61622-90L00	.SEAL, RECOIL STARTER	1	
4	03542-05169	.SCREW	6	
5	61435-94L00	MARK, EMBLEM REAR (25)	1	
6	61443-94L00	STRIPE, ENGINE COVER STBD	1	
7	61446-89L00	DECAL, EFI	1	
8	61453-94L00	STRIPE, ENGINE COVER PORT	1	
9	61458-89L00	LABEL, ENGINE COVER	1	
10	61471-89L00	DECAL, LEAN BURN	1	
11	77811-58J10-OPG	EMBLEM, S (CHROME)	1	
12	59800-94L00	TOOL ASSY	1	
13	99011-94L00-055	MANUAL, OWNER'S	1	
14	68110-88L00	COVER, WEATHER	1	OPT

FIG. 420D

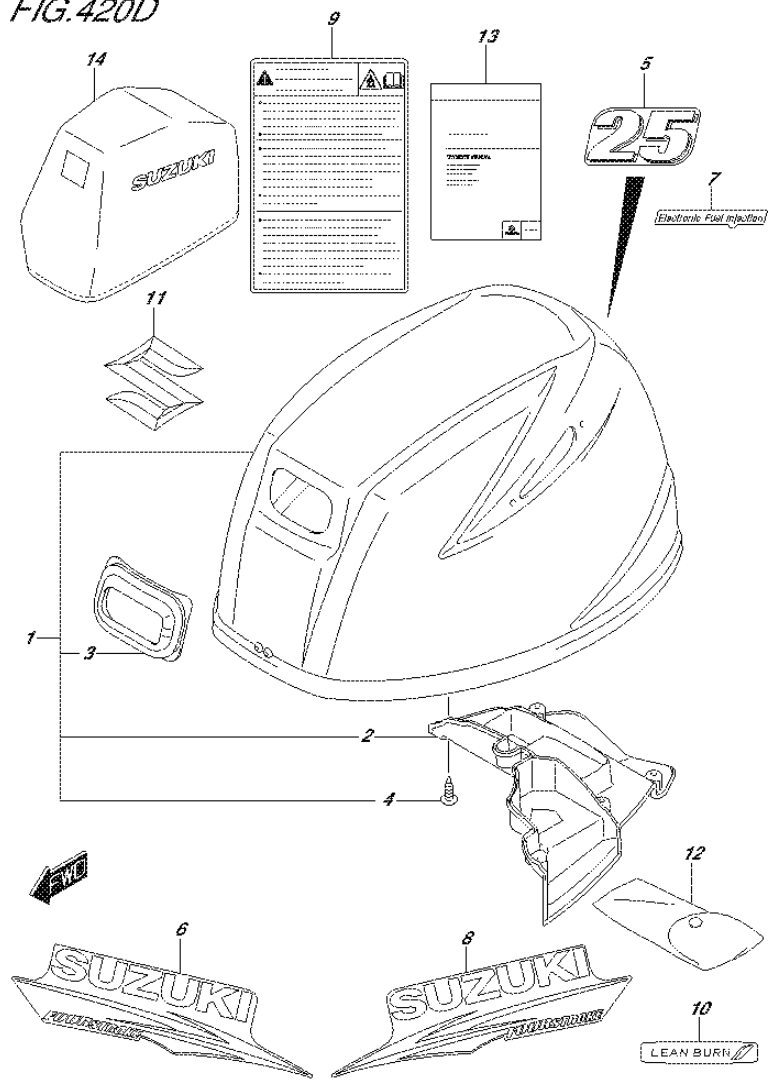


FIG.420D (2-B-2) ENGINE COVER (DF25ATH P01)

REF NO.	PART NO.	DESCRIPTION	Q'TY	REMARKS
1	61400-94L00-OEP	COVER ASSY, ENGINE (BLACK)	1	
2	61433-94L00	.COVER, AIR INTAKE INNER	1	
3	61622-90L00	.SEAL, RECOIL STARTER	1	
4	03542-05169	.SCREW	6	
5	61435-94L00	MARK, EMBLEM REAR (25)	1	
6	61443-94L00	STRIPE, ENGINE COVER STBD	1	
7	61446-89L00	DECAL, EFI	1	
8	61453-94L00	STRIPE, ENGINE COVER PORT	1	
9	61458-89L00	LABEL, ENGINE COVER	1	
10	61471-89L00	DECAL, LEAN BURN	1	
11	77811-58J10-OPG	EMBLEM, S (CHROME)	1	
12	59800-94L00	TOOL ASSY	1	
13	99011-94L00-055	MANUAL, OWNER'S	1	
14	68110-88L00	COVER, WEATHER	1	OPT

FIG. 420E

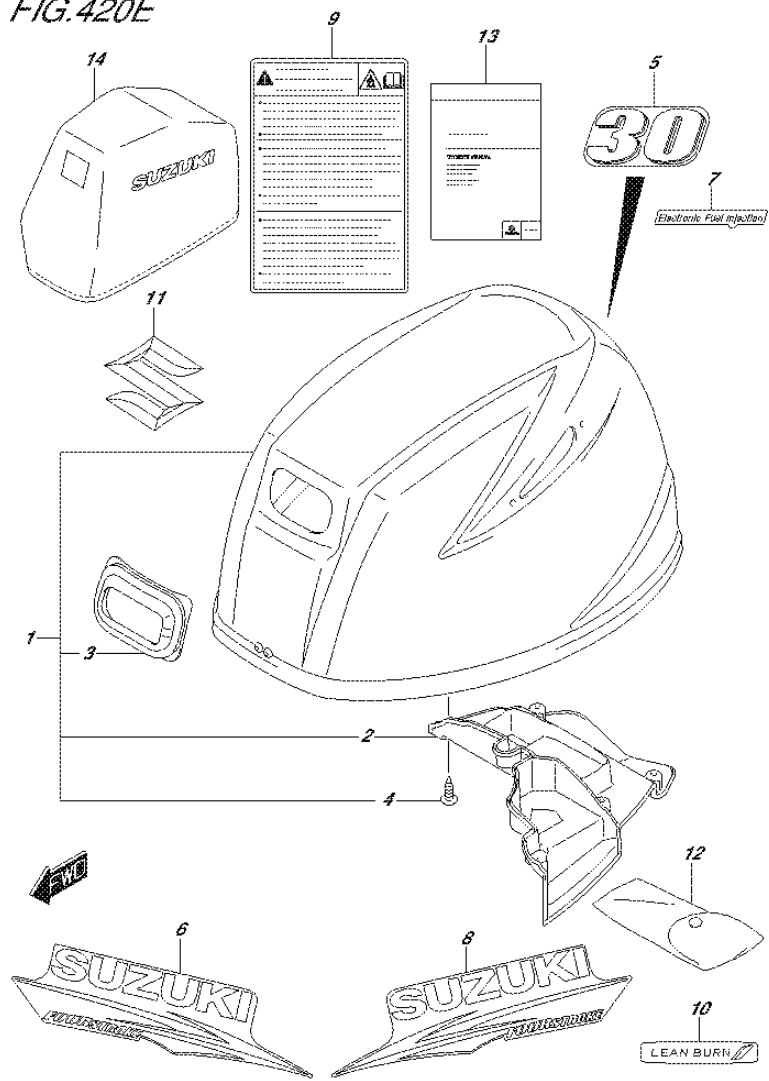


FIG.420E (2-B-3) ENGINE COVER (DF30A P40)

REF NO.	PART NO.	DESCRIPTION	Q'TY	REMARKS
1	61400-94L00-OEP	COVER ASSY, ENGINE (BLACK)	1	
2	61433-94L00	.COVER, AIR INTAKE INNER	1	
3	61622-90L00	.SEAL, RECOIL STARTER	1	
4	03542-05169	.SCREW	6	
5	61435-94L10	MARK, EMBLEM REAR (30)	1	
6	61443-94L00	STRIPE, ENGINE COVER STBD	1	
7	61446-89L00	DECAL, EFI	1	
8	61453-94L00	STRIPE, ENGINE COVER PORT	1	
9	61458-89L00	LABEL, ENGINE COVER	1	
10	61471-89L00	DECAL, LEAN BURN	1	
11	77811-58J10-OPG	EMBLEM, S (CHROME)	1	
12	59800-94L00	TOOL ASSY	1	
13	99011-94L00-055	MANUAL, OWNER'S	1	
14	68110-88L00	COVER, WEATHER	1	OPT

FIG. 420F

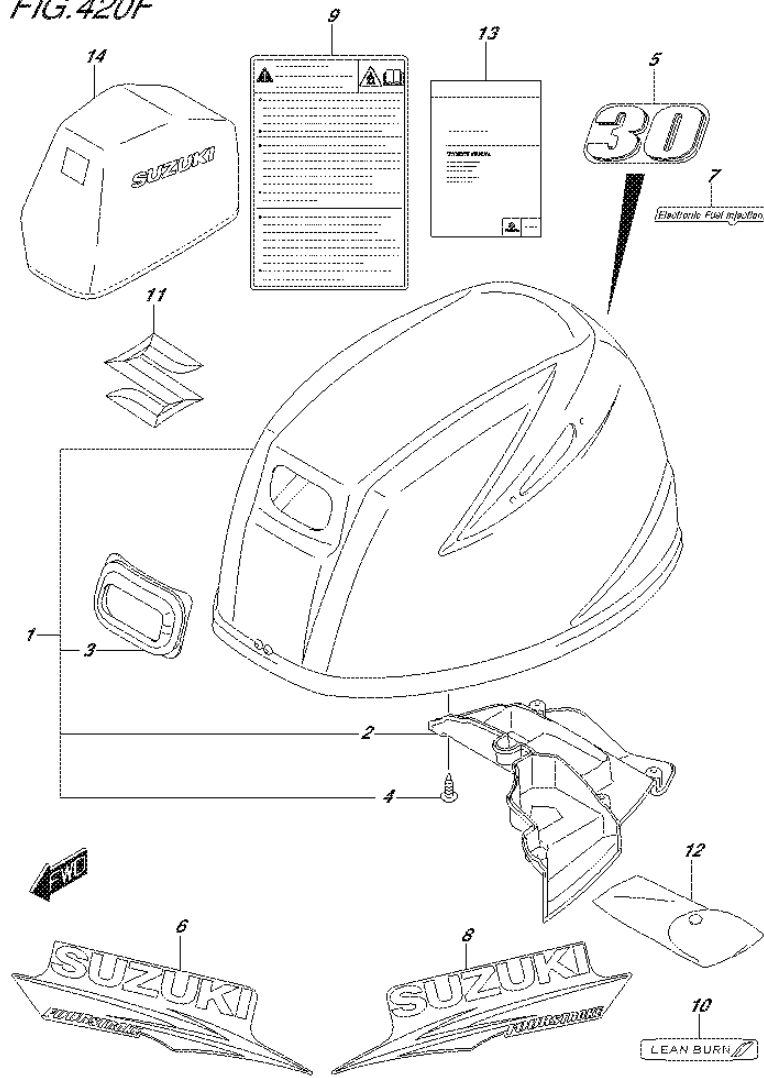


FIG.420F (2-B-4) ENGINE COVER (DF30AT P01)

REF NO.	PART NO.	DESCRIPTION	Q'TY	REMARKS
1	61400-94L00-OEP	COVER ASSY, ENGINE (BLACK)	1	
2	61433-94L00	.COVER, AIR INTAKE INNER	1	
3	61622-90L00	.SEAL, RECOIL STARTER	1	
4	03542-05169	.SCREW	6	
5	61435-94L10	MARK, EMBLEM REAR (30)	1	
6	61443-94L00	STRIPE, ENGINE COVER STBD	1	
7	61446-89L00	DECAL, EFI	1	
8	61453-94L00	STRIPE, ENGINE COVER PORT	1	
9	61458-89L00	LABEL, ENGINE COVER	1	
10	61471-89L00	DECAL, LEAN BURN	1	
11	77811-58J10-OPG	EMBLEM, S (CHROME)	1	
12	59800-94L00	TOOL ASSY	1	
13	99011-94L00-055	MANUAL, OWNER'S	1	
14	68110-88L00	COVER, WEATHER	1	OPT

FIG. 420G

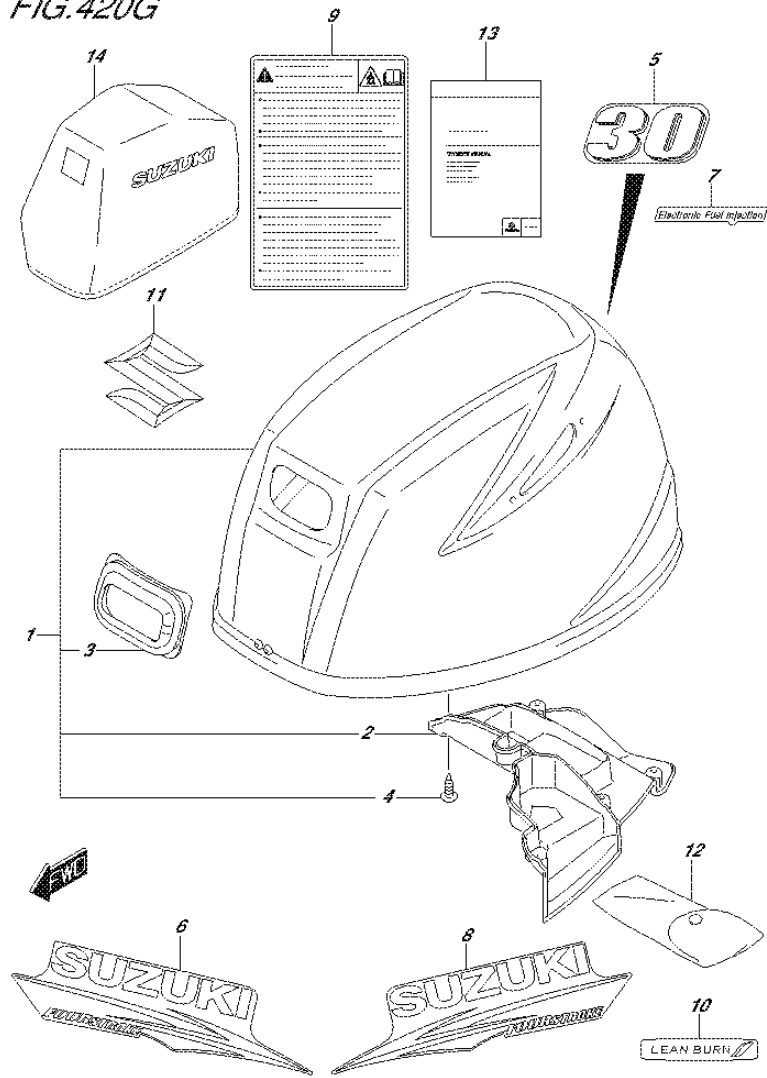


FIG.420G (2-B-5) ENGINE COVER (DF30ATH P01)

REF NO.	PART NO.	DESCRIPTION	Q'TY	REMARKS
1	61400-94L00-OEP	COVER ASSY, ENGINE (BLACK)	1	
2	61433-94L00	.COVER, AIR INTAKE INNER	1	
3	61622-90L00	.SEAL, RECOIL STARTER	1	
4	03542-05169	.SCREW	6	
5	61435-94L10	MARK, EMBLEM REAR (30)	1	
6	61443-94L00	STRIPE, ENGINE COVER STBD	1	
7	61446-89L00	DECAL, EFI	1	
8	61453-94L00	STRIPE, ENGINE COVER PORT	1	
9	61458-89L00	LABEL, ENGINE COVER	1	
10	61471-89L00	DECAL, LEAN BURN	1	
11	77811-58J10-OPG	EMBLEM, S (CHROME)	1	
12	59800-94L00	TOOL ASSY	1	
13	99011-94L00-055	MANUAL, OWNER'S	1	
14	68110-88L00	COVER, WEATHER	1	OPT

FIG. 420H

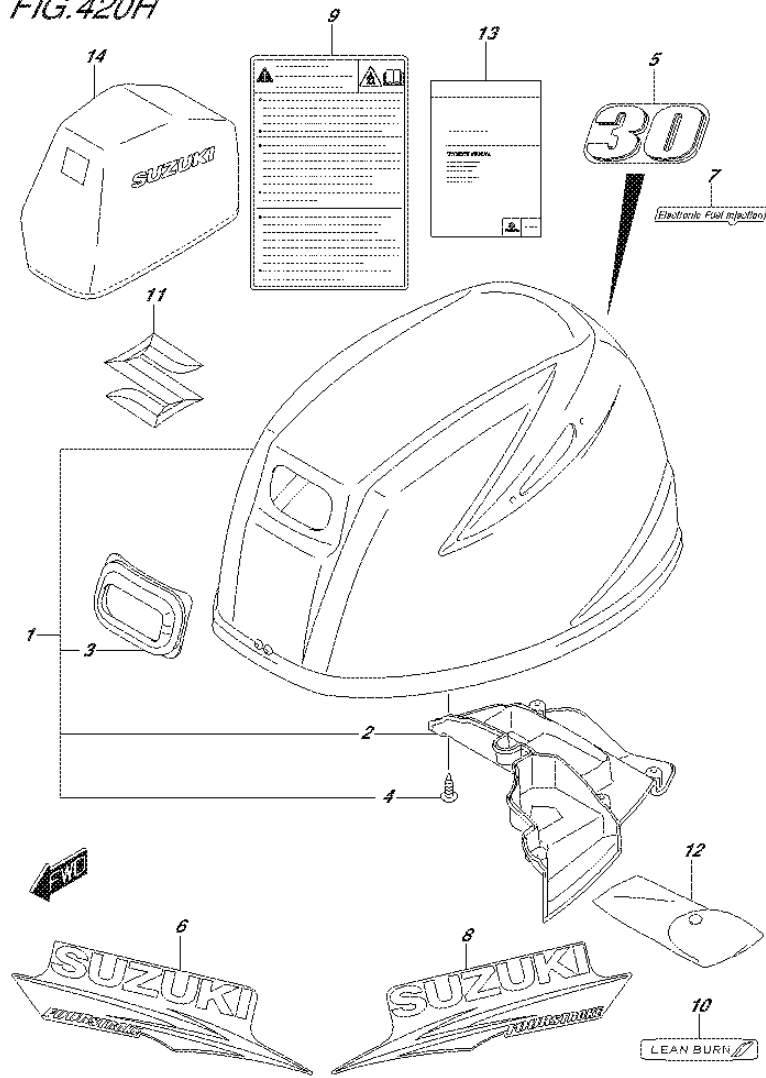


FIG.420H (2-B-6) ENGINE COVER (DF30AQ P01)

REF NO.	PART NO.	DESCRIPTION	Q'TY	REMARKS
1	61400-94L00-OEP	COVER ASSY, ENGINE (BLACK)	1	
2	61433-94L00	.COVER, AIR INTAKE INNER	1	
3	61622-90L00	.SEAL, RECOIL STARTER	1	
4	03542-05169	.SCREW	6	
5	61435-94L10	MARK, EMBLEM REAR (30)	1	
6	61443-94L00	STRIPE, ENGINE COVER STBD	1	
7	61446-89L00	DECAL, EFI	1	
8	61453-94L00	STRIPE, ENGINE COVER PORT	1	
9	61458-89L00	LABEL, ENGINE COVER	1	
10	61471-89L00	DECAL, LEAN BURN	1	
11	77811-58J10-OPG	EMBLEM, S (CHROME)	1	
12	59800-94L00	TOOL ASSY	1	
13	99011-94L00-055	MANUAL, OWNER'S	1	
14	68110-88L00	COVER, WEATHER	1	OPT

FIG.432A

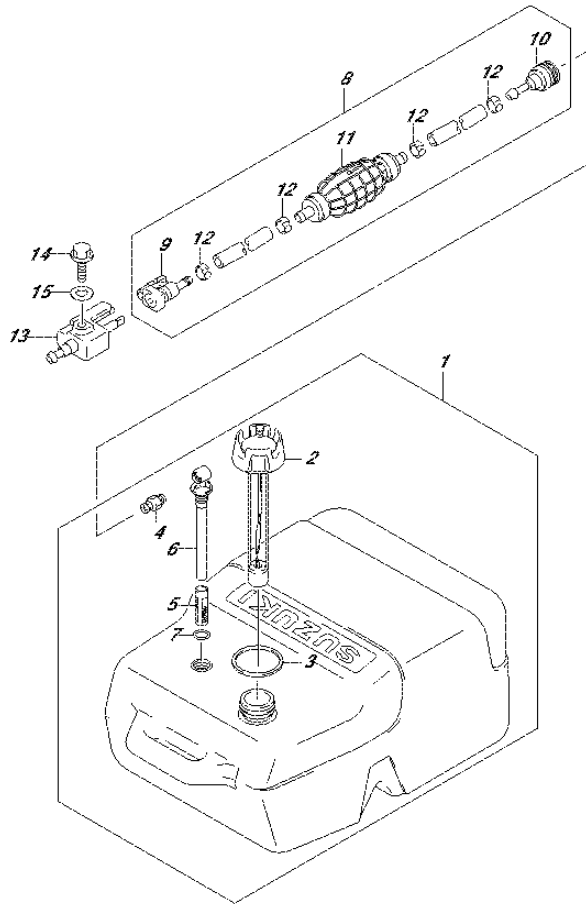


FIG.432A (2-B-7) FUEL TANK

REF NO.	PART NO.	DESCRIPTION	Q'TY	REMARKS
1	65000-95D01	TANK ASSY, FUEL (25L)	1	
2	65520-95D01	.CAP ASSY, FUEL TANK	1	
3	65561-95D00	.GASKET, TANK CAP	1	
4	65740-95D01	.PLUG, FUEL CONNECTOR	1	
5	65831-95D00	.FILTER, OUTLET	1	
6	65890-95D00	.OUTLET ASSY	1	
7	65892-95D00	.O RING, FUEL OUTLET	1	
8	65700-89L30	HOSE, FUEL (TANK TO CONN)	1	
9	65750-87JL0	.SOCKET, FUEL HOSE	1	
10	65750-955L0	.SOCKET, FUEL HOSE	1	
11	65770-89L00	.PUMP, SQUEEZE	1	
12	65781-98500	.CLIP, FUEL HOSE	4	
13	65720-986L0	PLUG, FUEL CONNECTOR	1	
14	09103-06237	BOLT (6X12.5)	1	
15	09160-06085	WASHER (6.5X15X1)	1	

FIG.442A

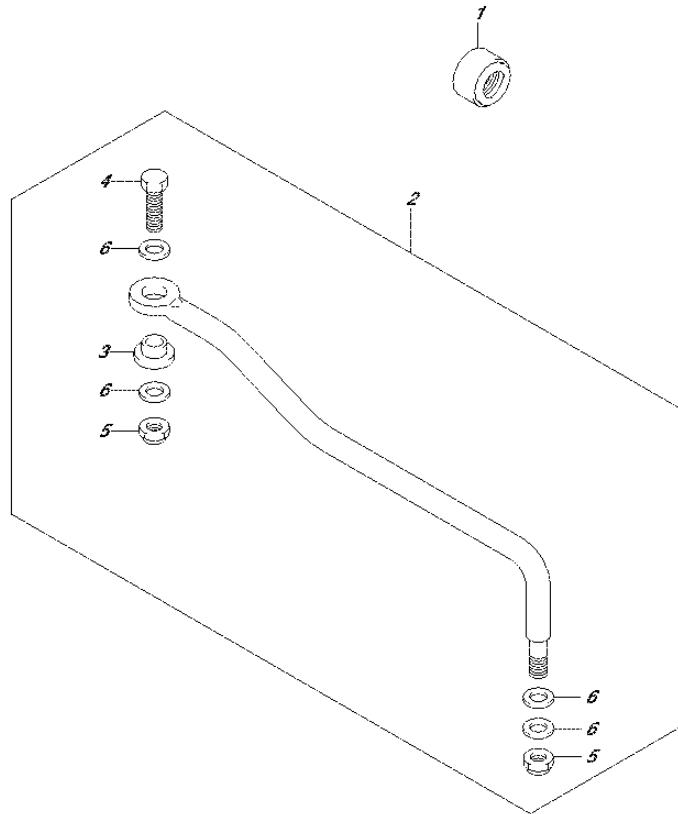


FIG.442A (2-B-8) DRAG LINK (DF25AR P01)

REF NO.	PART NO.	DESCRIPTION	Q'TY	REMARKS
1	41161-94400	SEAL, STEERING CABLE	1	
2	67701-94L00	LINK ASSY, DRAG	1	
3	67721-94L00	.SPACER	1	
4	67725-96J00	.BOLT, DRAG LINK	1	
5	67726-99E00	.NUT, LOCK	2	
6	67728-99E00	.WASHER	4	

FIG.442B

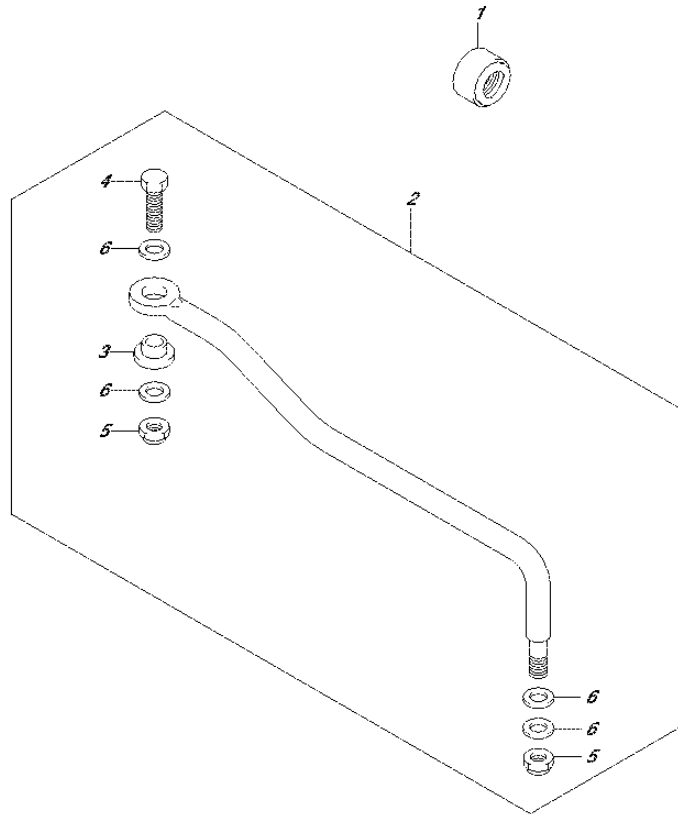


FIG.442B (2-B-9) DRAG LINK (DF25AT P01)

REF NO.	PART NO.	DESCRIPTION	Q'TY	REMARKS
1	41161-94400	SEAL, STEERING CABLE	1	
2	67701-94L00	LINK ASSY, DRAG	1	
3	67721-94L00	.SPACER	1	
4	67725-96J00	.BOLT, DRAG LINK	1	
5	67726-99E00	.NUT, LOCK	2	
6	67728-99E00	.WASHER	4	



FIG.442C

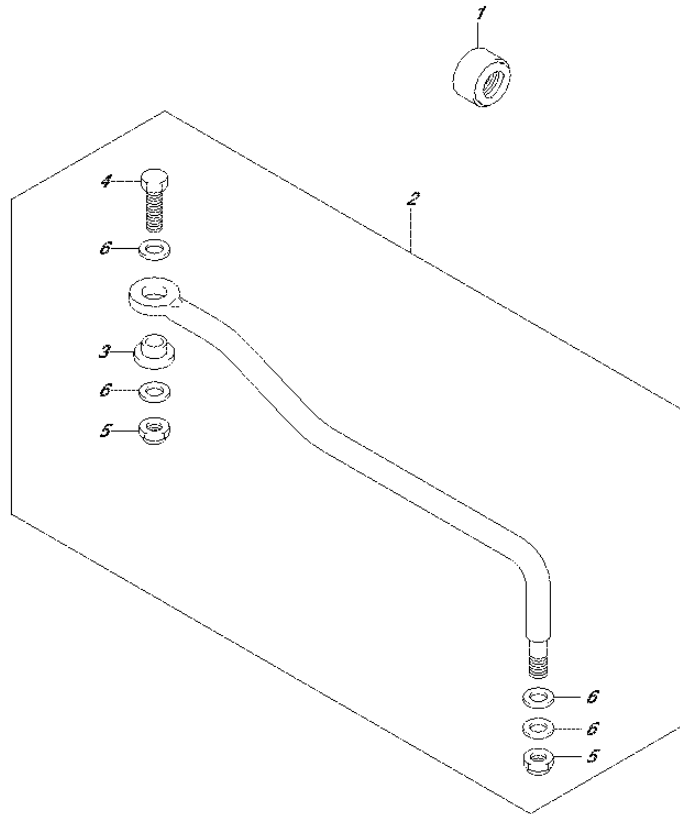


FIG.442C (2-B-10) DRAG LINK (DF30AT P01)

REF NO.	PART NO.	DESCRIPTION	Q'TY	REMARKS
1	41161-94400	SEAL, STEERING CABLE	1	
2	67701-94L00	LINK ASSY, DRAG	1	
3	67721-94L00	.SPACER	1	
4	67725-96J00	.BOLT, DRAG LINK	1	
5	67726-99E00	.NUT, LOCK	2	
6	67728-99E00	.WASHER	4	

FIG.444A

FIG.444A (2-B-11) TILLER HANDLE (DF25A P01)

REF NO.	PART NO.	DESCRIPTION	Q'TY	REMARKS
1	63111-89L00-OEP	HANDLE, TILLER (BLACK)	1	
2	63115-99J10	BUSH, TILLER HANDLE NO.1	1	
3	63115-99J00	BUSH, TILLER HANDLE NO.2	1	
4	63116-99J00	RUBBER, TILLER HANDLE FRICTION	1	
5	63121-99J00-OEP	COVER, TILLER HANDLE (BLACK)	1	
6	63210-94L00	GRIP, HANDLE	1	
7	63220-94L00	ROD, HANDLE	1	
8	63225-94J00	PLATE, HANDLE ROD ADJUSTER	1	
9	63225-93200	BUSH, HANDLE ROD	1	
10	63240-94J10	ADJUSTER SET, HANDLE ROD	1	
11	63241-986B0	.SUPPORT, HANDLE ROD	1	
12	63244-94J00	.KNOB, THROTTLE ADJ	1	
13	09148-06008	NUT	1	
14	63610-94L00	CABLE ASSY, THROTTLE NO.1	1	
15	63650-94L00	CABLE ASSY, THROTTLE NO.2	1	
16	09116-08151	BOLT (8X30)	2	
17	09126-06015	SCREW (6X23)	1	
18	09136-05041	SCREW (5X20)	2	
19	09163-06001	LOCK WASHER	1	
20	09440-12027	SPRING	1	
21	33833-91J00	TUBE, SWITCH LEAD (L:250)	1	
22	63114-99J01	PLATE, WARNING INDICATOR	1	
23	63122-99J00	PROTECTOR, HANDLE COVER	1	
24	63131-94L00-OEP	BRACKET, TILLER HANDLE (BLACK)	1	
25	63133-89L00	GROMMET, TILLER HANDLE BRACKET	1	
26	63134-94L00	COVER, TILLER HANDLE BRACKET	1	
27	09116-08155	BOLT (8X45)	2	
28	09125-05042	SCREW (5X10)	1	
29	09136-05041	SCREW (5X20)	2	
30	09250-12006	CAP (OD:20)	1	
31	21131-94J00	MARK, CLUTCH SHIFT	1	
32	63215-93110	MARK, HANDLE GRIP	1	
33	37830-94J10	SWITCH ASSY, EMERGENCY & STOP	1	
34	37823-97J00	.PLATE, LOCK	1	
35	37826-97J00	.NUT	1	
36	37835-95D00	LABEL, STOP	1	

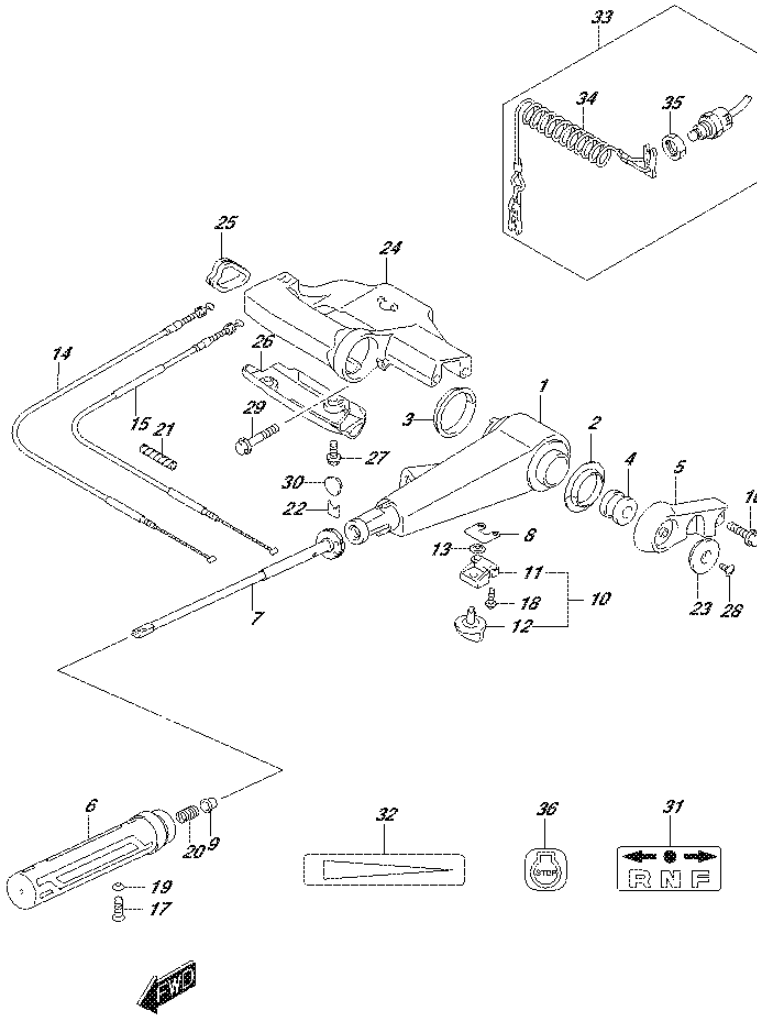


FIG.444B

FIG.444B (2-B-12) TILLER HANDLE (DF25ATH P01)

REF NO.	PART NO.	DESCRIPTION	Q'TY	REMARKS
1	63111-89L00-0EP	HANDLE, TILLER (BLACK)	1	
2	63115-99J10	BUSH, TILLER HANDLE NO.1	1	
3	63115-99J00	BUSH, TILLER HANDLE NO.2	1	
4	63116-99J00	RUBBER, TILLER HANDLE FRICTION	1	
5	63121-99J00-0EP	COVER, TILLER HANDLE (BLACK)	1	
6	63210-94L00	GRIP, HANDLE	1	
7	63220-94L00	ROD, HANDLE	1	
8	63225-94J00	PLATE, HANDLE ROD ADJUSTER	1	
9	63225-93200	BUSH, HANDLE ROD	1	
10	63240-94J10	ADJUSTER SET, HANDLE ROD	1	
11	63241-986B0	.SUPPORT, HANDLE ROD	1	
12	63244-94J00	.KNOB, THROTTLE ADJ	1	
13	09148-06008	NUT	1	
14	63610-94L00	CABLE ASSY, THROTTLE NO.1	1	
15	63650-94L00	CABLE ASSY, THROTTLE NO.2	1	
16	09116-08151	BOLT (8X30)	2	
17	09126-06015	SCREW (6X23)	1	
18	09136-05041	SCREW (5X20)	2	
19	09163-06001	LOCK WASHER	1	
20	09440-12027	SPRING	1	
21	33833-91J00	TUBE, SWITCH LEAD (L:250)	1	
22	63114-99J01	PLATE, WARNING INDICATOR	1	
23	63122-99J00	PROTECTOR, HANDLE COVER	1	
24	63131-94L00-0EP	BRACKET, TILLER HANDLE (BLACK)	1	
25	63133-89L00	GROMMET, TILLER HANDLE BRACKET	1	
26	63134-94L00	COVER, TILLER HANDLE BRACKET	1	
27	09116-08155	BOLT (8X45)	2	
28	09125-05042	SCREW (5X10)	1	
29	09136-05041	SCREW (5X20)	2	
30	09250-12006	CAP (OD:20)	1	
31	21131-94J00	MARK, CLUTCH SHIFT	1	
32	63215-93110	MARK, HANDLE GRIP	1	
33	37830-94J10	SWITCH ASSY, EMERGENCY & STOP	1	
34	37823-97J00	.PLATE, LOCK	1	
35	37826-97J00	.NUT	1	
36	37835-95D00	LABEL, STOP	1	

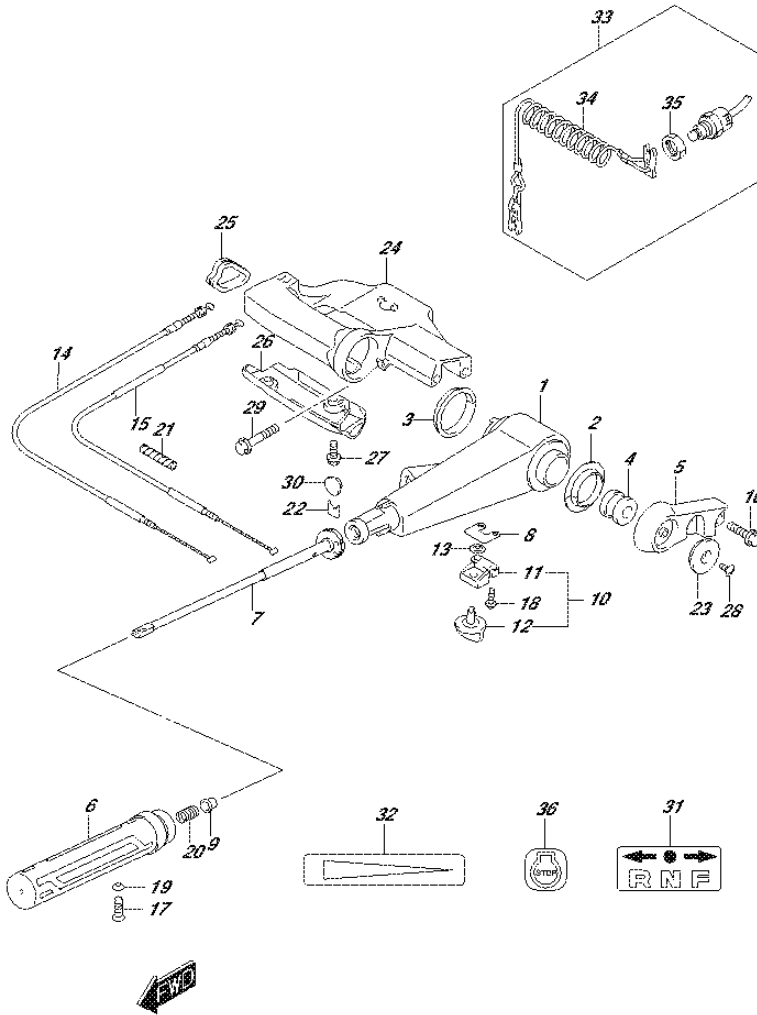


FIG.444C

FIG.444C (2-B-13) TILLER HANDLE (DF30A P40)

REF NO.	PART NO.	DESCRIPTION	Q'TY	REMARKS
1	63111-89L00-OEP	HANDLE, TILLER (BLACK)	1	
2	63115-99J10	BUSH, TILLER HANDLE NO.1	1	
3	63115-99J00	BUSH, TILLER HANDLE NO.2	1	
4	63116-99J00	RUBBER, TILLER HANDLE FRICTION	1	
5	63121-99J00-OEP	COVER, TILLER HANDLE (BLACK)	1	
6	63210-94L00	GRIP, HANDLE	1	
7	63220-94L00	ROD, HANDLE	1	
8	63225-94J00	PLATE, HANDLE ROD ADJUSTER	1	
9	63225-93200	BUSH, HANDLE ROD	1	
10	63240-94J10	ADJUSTER SET, HANDLE ROD	1	
11	63241-986B0	.SUPPORT, HANDLE ROD	1	
12	63244-94J00	.KNOB, THROTTLE ADJ	1	
13	09148-06008	NUT	1	
14	63610-94L00	CABLE ASSY, THROTTLE NO.1	1	
15	63650-94L00	CABLE ASSY, THROTTLE NO.2	1	
16	09116-08151	BOLT (8X30)	2	
17	09126-06015	SCREW (6X23)	1	
18	09136-05041	SCREW (5X20)	2	
19	09163-06001	LOCK WASHER	1	
20	09440-12027	SPRING	1	
21	33833-91J00	TUBE, SWITCH LEAD (L:250)	1	
22	63114-99J01	PLATE, WARNING INDICATOR	1	
23	63122-99J00	PROTECTOR, HANDLE COVER	1	
24	63131-94L00-OEP	BRACKET, TILLER HANDLE (BLACK)	1	
25	63133-89L00	GROMMET, TILLER HANDLE BRACKET	1	
26	63134-94L00	COVER, TILLER HANDLE BRACKET	1	
27	09116-08155	BOLT (8X45)	2	
28	09125-05042	SCREW (5X10)	1	
29	09136-05041	SCREW (5X20)	2	
30	09250-12006	CAP (OD:20)	1	
31	21131-94J00	MARK, CLUTCH SHIFT	1	
32	63215-93110	MARK, HANDLE GRIP	1	
33	37830-94J10	SWITCH ASSY, EMERGENCY & STOP	1	
34	37823-97J00	.PLATE, LOCK	1	
35	37826-97J00	.NUT	1	
36	37835-95D00	LABEL, STOP	1	

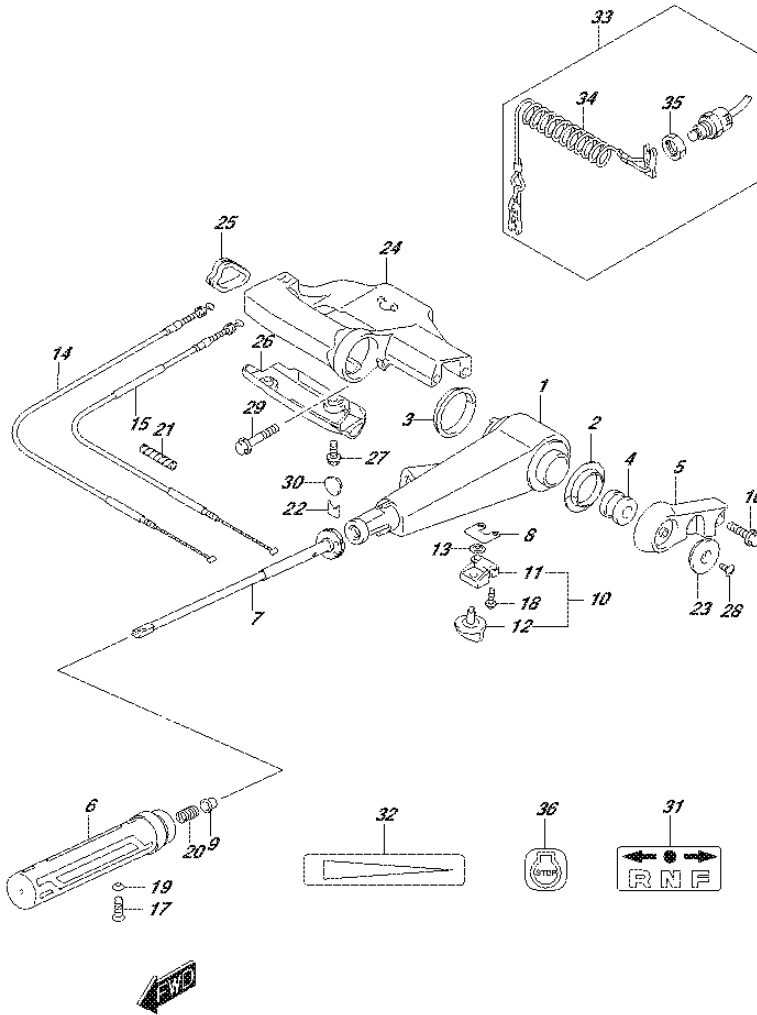


FIG.444D

FIG.444D (2-B-14) TILLER HANDLE (DF30ATH P01)

REF NO.	PART NO.	DESCRIPTION	Q'TY	REMARKS
1	63111-89L00-OEP	HANDLE, TILLER (BLACK)	1	
2	63115-99J10	BUSH, TILLER HANDLE NO.1	1	
3	63115-99J00	BUSH, TILLER HANDLE NO.2	1	
4	63116-99J00	RUBBER, TILLER HANDLE FRICTION	1	
5	63121-99J00-OEP	COVER, TILLER HANDLE (BLACK)	1	
6	63210-94L00	GRIP, HANDLE	1	
7	63220-94L00	ROD, HANDLE	1	
8	63225-94J00	PLATE, HANDLE ROD ADJUSTER	1	
9	63225-93200	BUSH, HANDLE ROD	1	
10	63240-94J10	ADJUSTER SET, HANDLE ROD	1	
11	63241-986B0	.SUPPORT, HANDLE ROD	1	
12	63244-94J00	.KNOB, THROTTLE ADJ	1	
13	09148-06008	NUT	1	
14	63610-94L00	CABLE ASSY, THROTTLE NO.1	1	
15	63650-94L00	CABLE ASSY, THROTTLE NO.2	1	
16	09116-08151	BOLT (8X30)	2	
17	09126-06015	SCREW (6X23)	1	
18	09136-05041	SCREW (5X20)	2	
19	09163-06001	LOCK WASHER	1	
20	09440-12027	SPRING	1	
21	33833-91J00	TUBE, SWITCH LEAD (L:250)	1	
22	63114-99J01	PLATE, WARNING INDICATOR	1	
23	63122-99J00	PROTECTOR, HANDLE COVER	1	
24	63131-94L00-OEP	BRACKET, TILLER HANDLE (BLACK)	1	
25	63133-89L00	GROMMET, TILLER HANDLE BRACKET	1	
26	63134-94L00	COVER, TILLER HANDLE BRACKET	1	
27	09116-08155	BOLT (8X45)	2	
28	09125-05042	SCREW (5X10)	1	
29	09136-05041	SCREW (5X20)	2	
30	09250-12006	CAP (OD:20)	1	
31	21131-94J00	MARK, CLUTCH SHIFT	1	
32	63215-93110	MARK, HANDLE GRIP	1	
33	37830-94J10	SWITCH ASSY, EMERGENCY & STOP	1	
34	37823-97J00	.PLATE, LOCK	1	
35	37826-97J00	.NUT	1	
36	37835-95D00	LABEL, STOP	1	

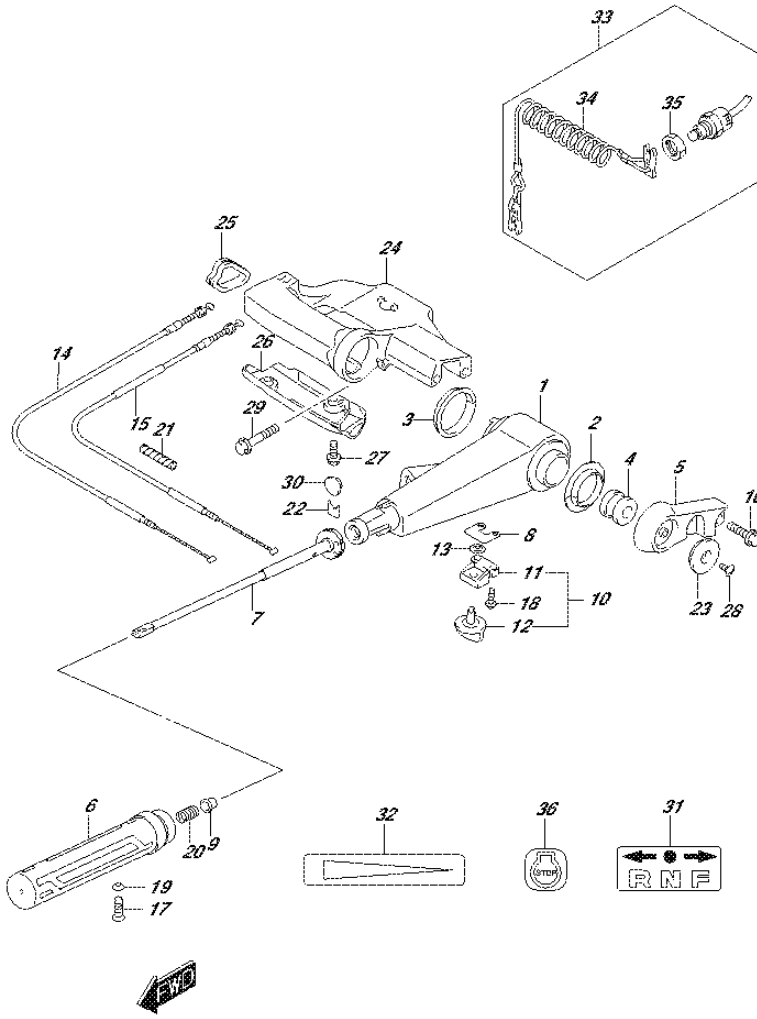


FIG.444E

FIG.444E (2-B-15) TILLER HANDLE (DF30AQ P01)

REF NO.	PART NO.	DESCRIPTION	Q'TY	REMARKS
1	63111-89L00-OEP	HANDLE, TILLER (BLACK)	1	
2	63115-99J10	BUSH, TILLER HANDLE NO.1	1	
3	63115-99J00	BUSH, TILLER HANDLE NO.2	1	
4	63116-99J00	RUBBER, TILLER HANDLE FRICTION	1	
5	63121-99J00-OEP	COVER, TILLER HANDLE (BLACK)	1	
6	63210-94L00	GRIP, HANDLE	1	
7	63220-94L00	ROD, HANDLE	1	
8	63225-94J00	PLATE, HANDLE ROD ADJUSTER	1	
9	63225-93200	BUSH, HANDLE ROD	1	
10	63240-94J10	ADJUSTER SET, HANDLE ROD	1	
11	63241-986B0	.SUPPORT, HANDLE ROD	1	
12	63244-94J00	.KNOB, THROTTLE ADJ	1	
13	09148-06008	NUT	1	
14	63610-94L00	CABLE ASSY, THROTTLE NO.1	1	
15	63650-94L00	CABLE ASSY, THROTTLE NO.2	1	
16	09116-08151	BOLT (8X30)	2	
17	09126-06015	SCREW (6X23)	1	
18	09136-05041	SCREW (5X20)	2	
19	09163-06001	LOCK WASHER	1	
20	09440-12027	SPRING	1	
21	33833-91J00	TUBE, SWITCH LEAD (L:250)	1	
22	63114-99J01	PLATE, WARNING INDICATOR	1	
23	63122-99J00	PROTECTOR, HANDLE COVER	1	
24	63131-94L00-OEP	BRACKET, TILLER HANDLE (BLACK)	1	
25	63133-89L00	GROMMET, TILLER HANDLE BRACKET	1	
26	63134-94L00	COVER, TILLER HANDLE BRACKET	1	
27	09116-08155	BOLT (8X45)	2	
28	09125-05042	SCREW (5X10)	1	
29	09136-05041	SCREW (5X20)	2	
30	09250-12006	CAP (OD:20)	1	
31	21131-94J00	MARK, CLUTCH SHIFT	1	
32	63215-93110	MARK, HANDLE GRIP	1	
33	37830-94J10	SWITCH ASSY, EMERGENCY & STOP	1	
34	37823-97J00	.PLATE, LOCK	1	
35	37826-97J00	.NUT	1	
36	37835-95D00	LABEL, STOP	1	

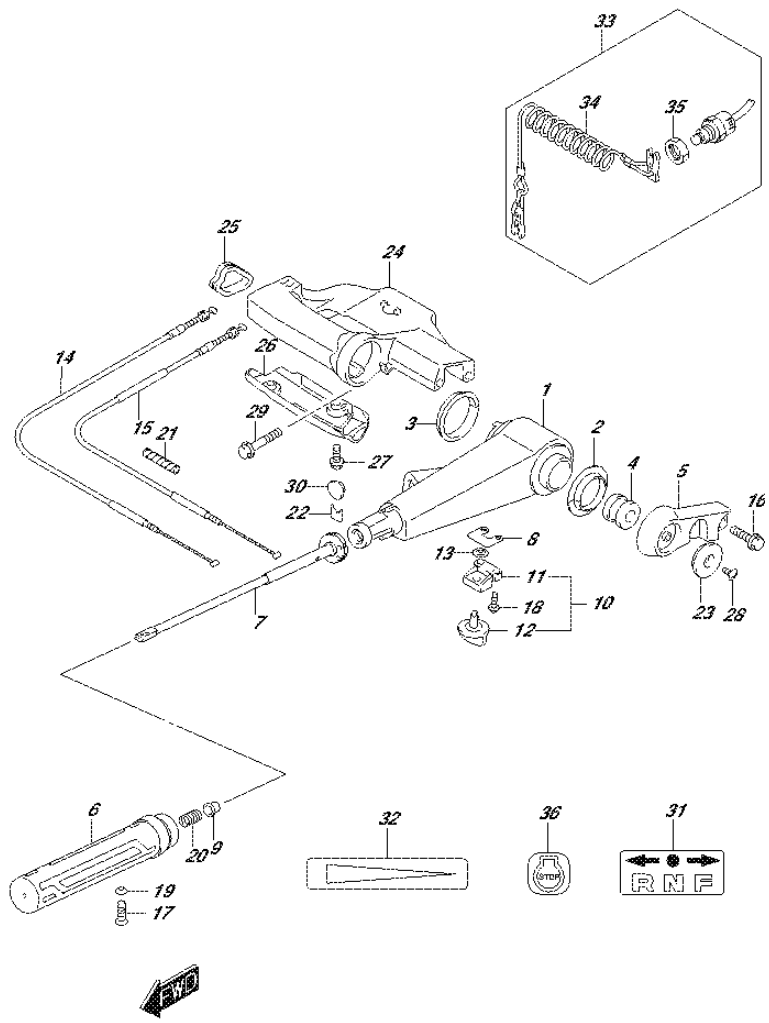


FIG. 450A

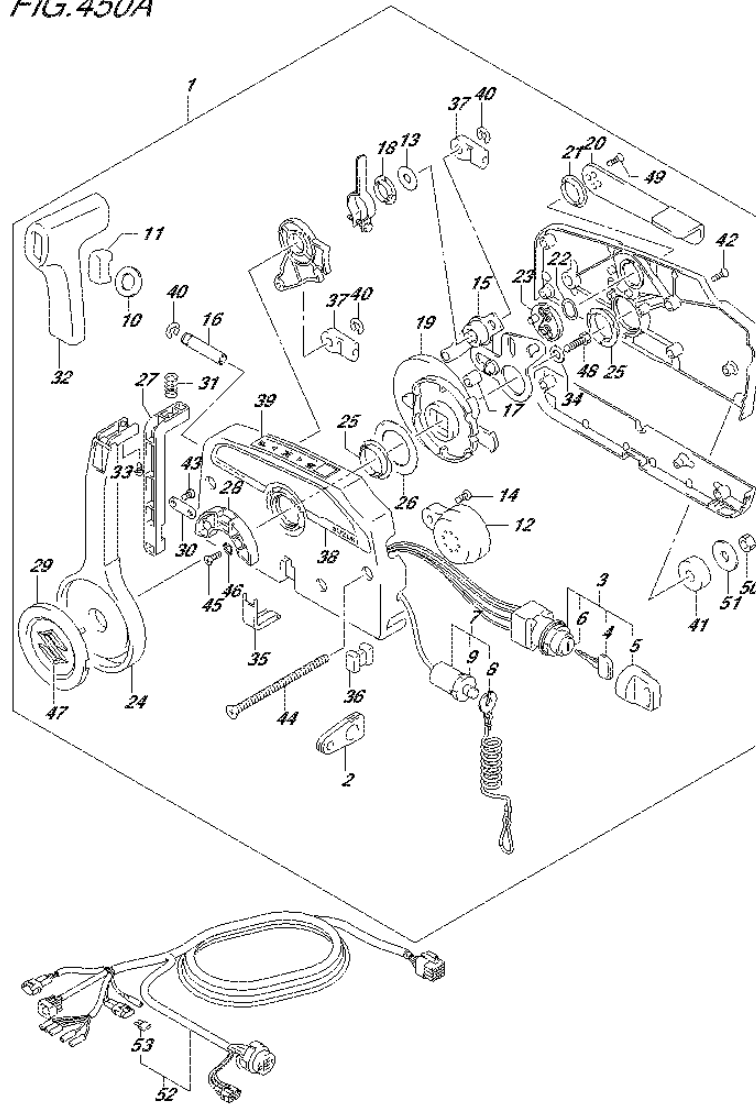
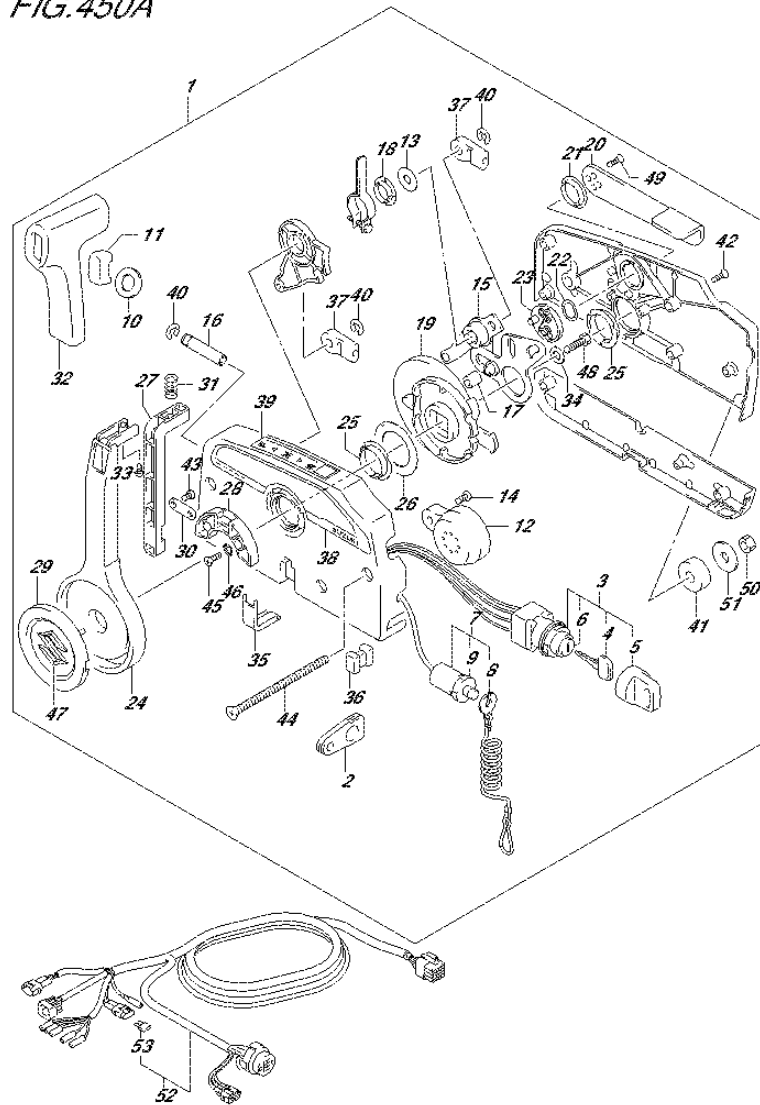


FIG.450A (2-C-2) REMOTE CONTROL (DF25AR P01)

REF NO.	PART NO.	DESCRIPTION	Q'TY	REMARKS
1	67200-94J20	REMOTE CONTROL ASSY	1	
2	36628-92E00	..GROMMET, WIRING HARNESS	1	
3	37110-94J02	..SWITCH ASSY, IGNITION	1	
4-1	37141-99E00	..KEY (931)	2	
4-2	37141-99E10	..KEY (932)	2	
4-3	37141-99E20	..KEY (933)	2	
4-4	37141-99E30	..KEY (934)	2	
4-5	37141-99E40	..KEY (935)	2	
4-6	37141-99E50	..KEY (936)	2	
4-7	37141-99E60	..KEY (937)	2	
4-8	37141-99E70	..KEY (938)	2	
4-9	37141-99E80	..KEY (939)	2	
4-10	37141-99E90	..KEY (940)	2	
4-11	37141-99EA0	..KEY (941)	2	
4-12	37141-99EB0	..KEY (942)	2	
5	37143-99E00	..CAP, KEY	2	
6	37149-93J00	..CAP, CYLINDER BODY	1	
7	37820-93J04	..SWITCH ASSY, EMERGENCY	1	
8	37823-92E01	..PLATE ASSY, EMERGENCY SWITCH LOCK	1	
9	37826-92J00	..NUT	1	
10	37859-90J00	..SPACER	1	
11	37864-94J10	..CAP, PTT SW	1	
12	38500-93J00	..BUZZER ASSY, WARNING	1	
13	67212-95600	..WASHER	1	
14	67214-92E00	..SCREW (5X10)	1	
15	67220-95630	..PLATE ASSY	1	
16	67223-99E10	..KNOB, BRAKE ADJUST	1	
17	67229-95600	..ROLLER	1	
18	67232-95600	..BUSH	1	
19	67238-87D00	..GEAR, DRIVE	1	

FIG.450A



DF25A_30A_P01_015_450A
REMOTE CONTROL

FIG.450A (2-C-3) REMOTE CONTROL (DF25AR P01)

REF NO.	PART NO.	DESCRIPTION	Q'TY	REMARKS
20	67241-99E10	.LEVER, FREE THROTTLE	1	
21	67243-95600	.BUSH	1	
22	67244-95600	.WAVE WASHER	1	
23	67245-95600	.DRUM, FREE THROTTLE	1	
24	67251-99E20	.LEVER, HANDLE	1	
25	67252-95600	.BUSH	2	
26	67253-95600	.WASHER	1	
27	67255-99E10	.ARM, LOCK	1	
28	67256-95600	.HOLDER, NEUTRAL LOCK	1	
29	67257-99E10	.CAP, LEVER	1	
30	67258-99E00	.BRACKET	1	
31	67259-87D00	.SPRING, NEUTRAL ARM	1	
32	67261-99E10	.GRIP	1	
33	67296-94310	.SCREW	1	
34	67264-95600	.WASHER	1	
35	67267-93J00	.COVER, WIRE	1	
36	67273-95600	.SPACER	1	
37	67275-95600	.END, CABLE	2	
38	67282-94L00	.DECAL, REMOCON SIDE	1	
39	67284-94L00	.MARK, HANDLE LEVER	1	
40	67292-94300	.E RING	3	
41	67294-95600	.SPACER	3	
42	67296-90J00	.SCREW, REAR COVER	5	
43	67296-94300	.SCREW (4X10)	2	
44	67296-95600	.SCREW	3	
45	67296-95610	.SCREW	2	
46	67297-95600	.WASHER	2	
47	77811-54GB0-0PG	.EMBLEM, REAR MARK S (CHROME)	1	
48	09100-08232	.BOLT (8X30)	1	
49	09126-05003	.SCREW (5X12)	2	
50	09140-06020	.NUT	3	
51	09160-06104	.WASHER (6.5X24X2)	3	
52	36620-94L00	.WIRE ASSY,REMOTE CONTROL	1	
53	09481-10501	.FUSE (10A)	1	

DF25A_30A_P01_015

FIG.450B

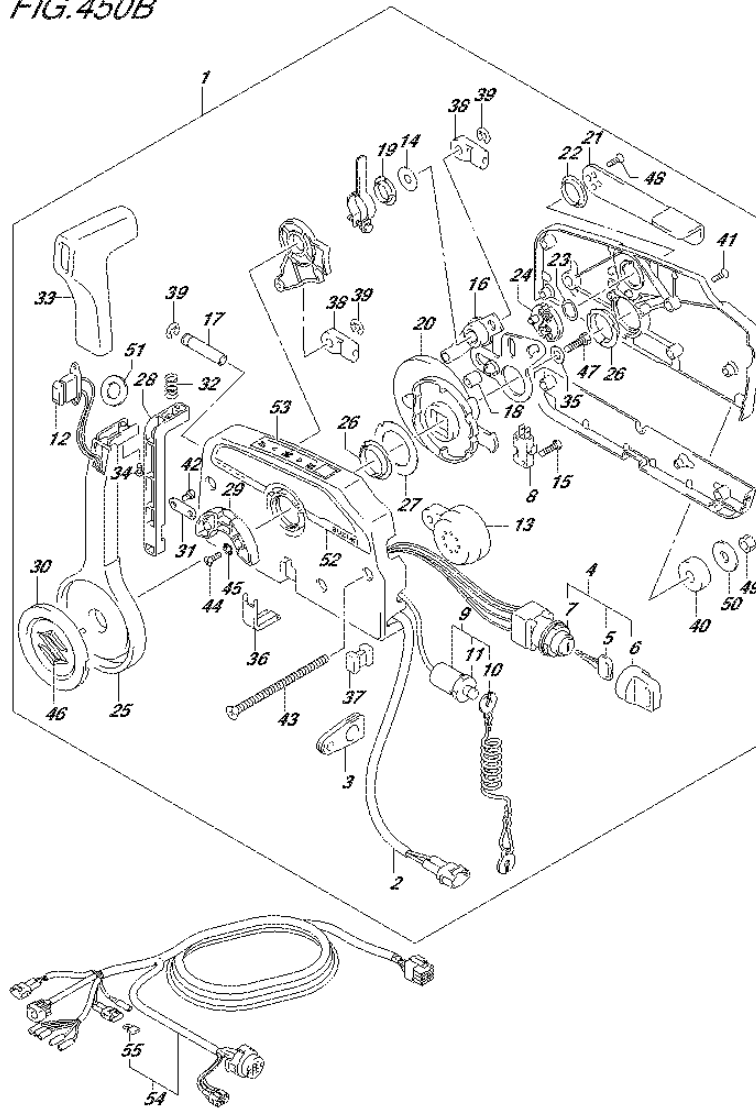


FIG.450B (2-C-4) REMOTE CONTROL (DF25AT P01)

REF NO.	PART NO.	DESCRIPTION	Q'TY	REMARKS
1	67200-93J50	REMOTE CONTROL ASSY	1	
2	36646-93J01	..WIRE ASSY, PTT SW ADAPTER	1	
3	36628-92E00	..GROMMET, WIRE HARNESS	1	
4	37110-93J11	..SWITCH ASSY, IGNITION	1	
5-1	37141-99E00	..KEY (931)	2	
5-2	37141-99E10	..KEY (932)	2	
5-3	37141-99E20	..KEY (933)	2	
5-4	37141-99E30	..KEY (934)	2	
5-5	37141-99E40	..KEY (935)	2	
5-6	37141-99E50	..KEY (936)	2	
5-7	37141-99E60	..KEY (937)	2	
5-8	37141-99E70	..KEY (938)	2	
5-9	37141-99E80	..KEY (939)	2	
5-10	37141-99E90	..KEY (940)	2	
5-11	37141-99EA0	..KEY (941)	2	
5-12	37141-99EB0	..KEY (942)	2	
6	37143-99E00	..CAP, KEY	2	
7	37149-93J00	..CAP CYLINDER BODY	1	
8	37721-93J91	..SWITCH, NEUTRAL	1	
9	37820-93J04	..SWITCH ASSY, EMERGENCY	1	
10	37823-92E01	..PLATE	1	
11	37826-92J00	..NUT	1	
12	37850-90J05	..SWITCH ASSY, PTT	1	
13	38500-93J90	..BUZZER	1	
14	67212-95600	..WASHER	1	
15	67296-92E11	..SCREW, NEUTRAL SW	2	
16	67220-95630	..PLATE ASSY	1	
17	67223-99E10	..KNOB, BRAKE ADJ	1	
18	67229-95600	..ROLLER	1	
19	67232-95600	..BUSH	1	
20	67238-87D00	..GEAR, DRIVE	1	
21	67241-99E10	..LEVER, FREE THROTTLE	1	

FIG. 450B

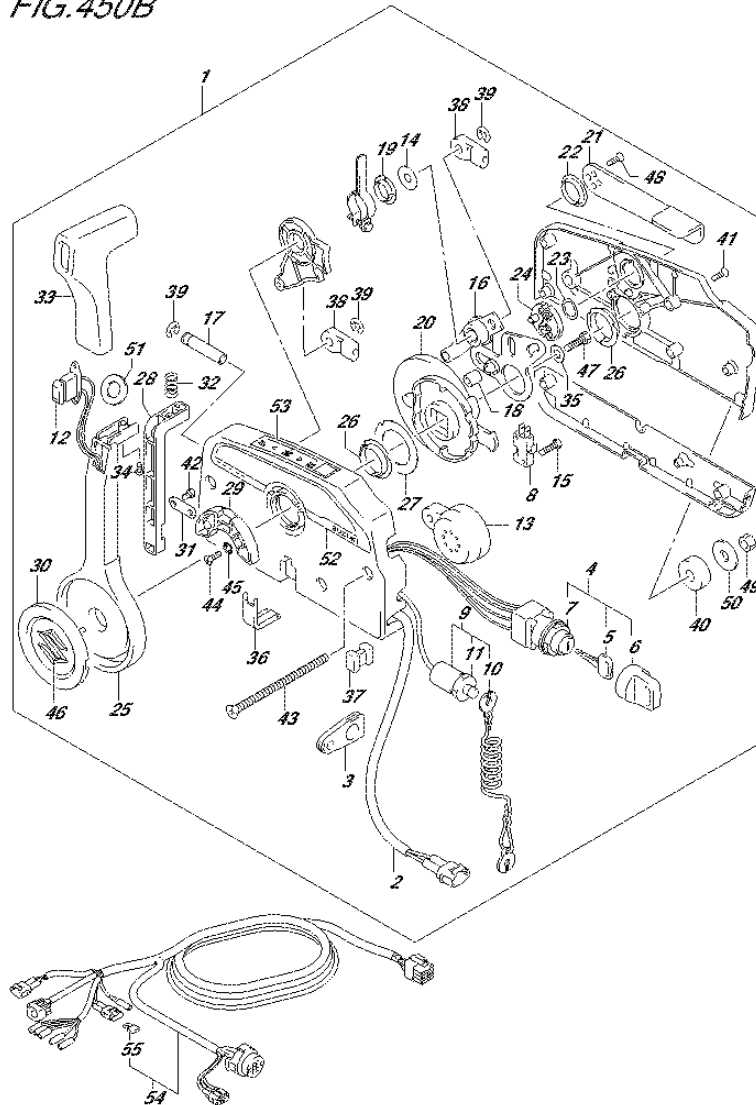


FIG.450B (2-C-5) REMOTE CONTROL (DF25AT P01)

REF NO.	PART NO.	DESCRIPTION	Q'TY	REMARKS
22	67243-95600	.BUSH	1	
23	67244-95600	.WASHER, WAVE	1	
24	67245-95600	.DRUM, FREE THROTTLE	1	
25	67251-99E20	.LEVER, HANDLE	1	
26	67252-95600	.BUSH	2	
27	67253-95600	.WASHER	1	
28	67255-99E10	.ARM, LOCK	1	
29	67256-95600	.HOLDER, NEUT LOCK	1	
30	67257-99E10	.CAP, LEVER	1	
31	67258-99E00	.BRACKET, LOCK ARM	1	
32	67259-87D00	.SPRING, NEUTRAL ARM	1	
33	67261-99E10	.GRIP	1	
34	67296-94310	.SCREW	1	
35	67264-95600	.WASHER	1	
36	67267-93J00	.COVER, WIRE	1	
37	67273-95600	.SPACER	1	
38	67275-95600	.END, CABLE	2	
39	67292-94300	.E RING	3	
40	67294-95600	.SPACER	3	
41	67296-90J00	.SCREW	5	
42	67296-94300	.SCREW	2	
43	67296-95600	.SCREW	3	
44	67296-95610	.SCREW	2	
45	67297-95600	.WASHER	2	
46	77811-54GB0-0PG	.EMBLEM, REAR MARK S (CHROME)	1	
47	09100-08232	.BOLT (8X30)	1	
48	09126-05003	.SCREW (5X12)	2	
49	09140-06020	.NUT	3	
50	09160-06104	.WASHER (6.5X24X2)	3	
51	37859-90J00	.SPACER	1	
52	67282-94L00	.DECAL, REMOCON SIDE	1	
53	67284-94L00	.MARK, HANDLE LEVER	1	
54	36620-94L10	WIRE ASSY, REMOTE CONTROL	1	
55	09481-10501	.FUSE (10A)	1	

FIG.450C

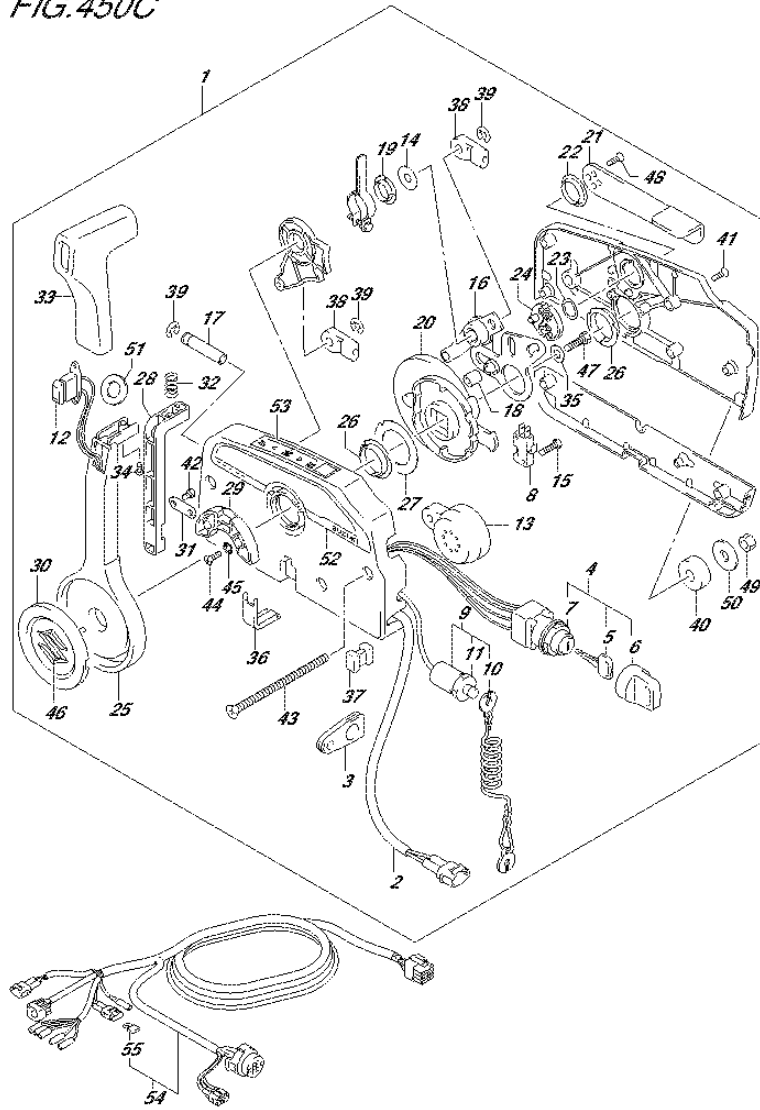


FIG.450C (2-C-6) REMOTE CONTROL (DF30AT P01)

REF NO.	PART NO.	DESCRIPTION	Q'TY	REMARKS
1	67200-93J50	REMOTE CONTROL ASSY	1	
2	36646-93J01	..WIRE ASSY, PTT SW ADAPTER	1	
3	36628-92E00	..GROMMET, WIRE HARNESS	1	
4	37110-93J11	..SWITCH ASSY, IGNITION	1	
5-1	37141-99E00	..KEY (931)	2	
5-2	37141-99E10	..KEY (932)	2	
5-3	37141-99E20	..KEY (933)	2	
5-4	37141-99E30	..KEY (934)	2	
5-5	37141-99E40	..KEY (935)	2	
5-6	37141-99E50	..KEY (936)	2	
5-7	37141-99E60	..KEY (937)	2	
5-8	37141-99E70	..KEY (938)	2	
5-9	37141-99E80	..KEY (939)	2	
5-10	37141-99E90	..KEY (940)	2	
5-11	37141-99EA0	..KEY (941)	2	
5-12	37141-99EB0	..KEY (942)	2	
6	37143-99E00	..CAP, KEY	2	
7	37149-93J00	..CAP CYLINDER BODY	1	
8	37721-93J91	..SWITCH, NEUTRAL	1	
9	37820-93J04	..SWITCH ASSY, EMERGENCY	1	
10	37823-92E01	..PLATE	1	
11	37826-92J00	..NUT	1	
12	37850-90J05	..SWITCH ASSY, PTT	1	
13	38500-93J90	..BUZZER	1	
14	67212-95600	..WASHER	1	
15	67296-92E11	..SCREW, NEUTRAL SW	2	
16	67220-95630	..PLATE ASSY	1	
17	67223-99E10	..KNOB, BRAKE ADJ	1	
18	67229-95600	..ROLLER	1	
19	67232-95600	..BUSH	1	
20	67238-87D00	..GEAR, DRIVE	1	
21	67241-99E10	..LEVER, FREE THROTTLE	1	

FIG. 450C

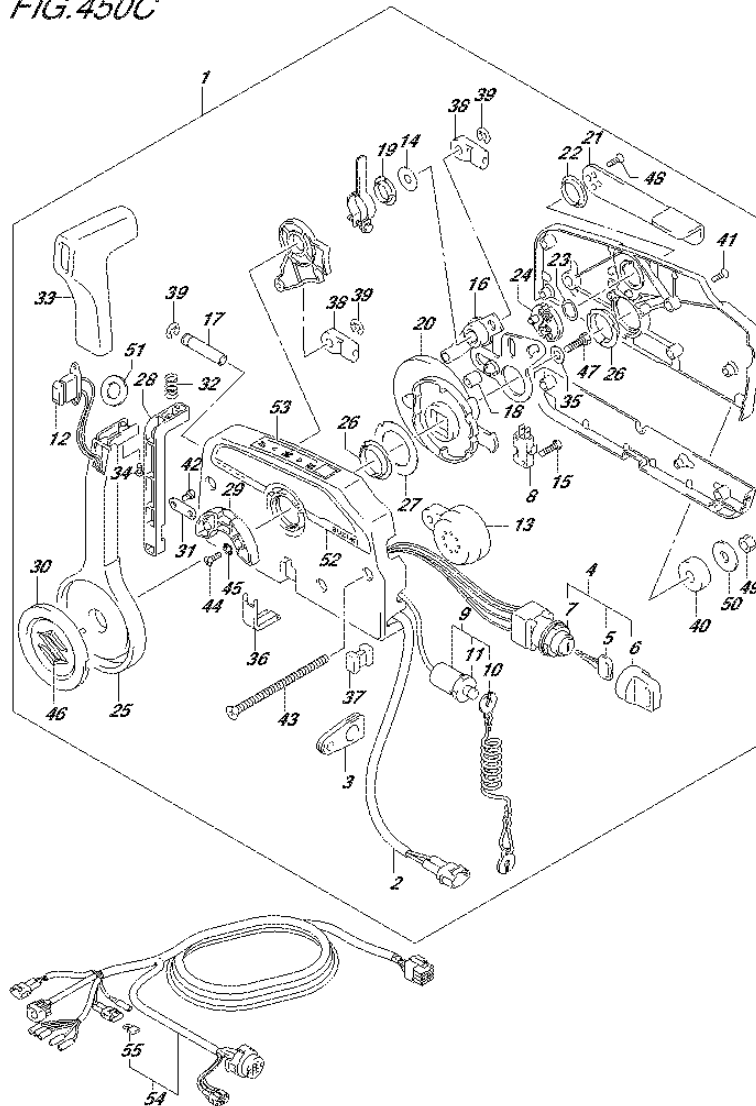


FIG.450C (2-C-7) REMOTE CONTROL (DF30AT P01)

REF NO.	PART NO.	DESCRIPTION	Q'TY	REMARKS
22	67243-95600	.BUSH	1	
23	67244-95600	.WASHER, WAVE	1	
24	67245-95600	.DRUM, FREE THROTTLE	1	
25	67251-99E20	.LEVER, HANDLE	1	
26	67252-95600	.BUSH	2	
27	67253-95600	.WASHER	1	
28	67255-99E10	.ARM, LOCK	1	
29	67256-95600	.HOLDER, NEUT LOCK	1	
30	67257-99E10	.CAP, LEVER	1	
31	67258-99E00	.BRACKET, LOCK ARM	1	
32	67259-87D00	.SPRING, NEUTRAL ARM	1	
33	67261-99E10	.GRIP	1	
34	67296-94310	.SCREW	1	
35	67264-95600	.WASHER	1	
36	67267-93J00	.COVER, WIRE	1	
37	67273-95600	.SPACER	1	
38	67275-95600	.END, CABLE	2	
39	67292-94300	.E RING	3	
40	67294-95600	.SPACER	3	
41	67296-90J00	.SCREW	5	
42	67296-94300	.SCREW	2	
43	67296-95600	.SCREW	3	
44	67296-95610	.SCREW	2	
45	67297-95600	.WASHER	2	
46	77811-54GB0-0PG	.EMBLEM, REAR MARK S (CHROME)	1	
47	09100-08232	.BOLT (8X30)	1	
48	09126-05003	.SCREW (5X12)	2	
49	09140-06020	.NUT	3	
50	09160-06104	.WASHER (6.5X24X2)	3	
51	37859-90J00	.SPACER	1	
52	67282-94L00	.DECAL, REMOCON SIDE	1	
53	67284-94L00	.MARK, HANDLE LEVER	1	
54	36620-94L10	WIRE ASSY, REMOTE CONTROL	1	
55	09481-10501	.FUSE (10A)	1	

FIG.501A

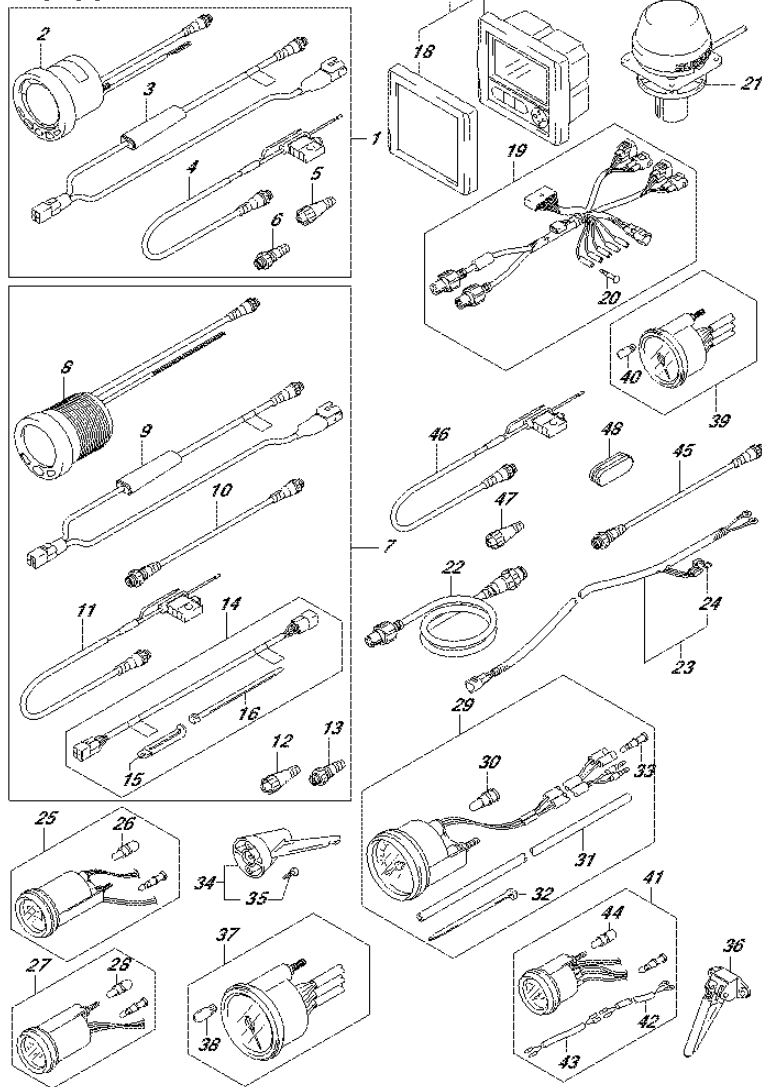


FIG.501A (2-C-8) OPT:METER (DF25AR P01)

REF NO.	PART NO.	DESCRIPTION	Q'TY	REMARKS
1	34011-88L03	KIT, 4 IN MULTI GAUGE	1	
2	34200-88L02	.GAUGE ASSY, 4 IN MULTI	1	
3	34922-88L02	.UNIT, INTERFACE	1	
4	36663-88L00	.HARNESS ASSY, NETWORK POWER	1	
5	36665-88L00	.UNIT, RESISTOR FEMALE	1	
6	36665-88L10	.UNIT, RESISTOR MALE	1	
7	34011-89L01	KIT, 2 IN MULTI GAUGE	1	
8	34800-88L01	.GAUGE ASSY, 2 IN MULTI	1	
9	34922-88L02	.UNIT, INTERFACE	1	
10	36662-88L00	.WIRE, 25 EXTENSION	1	
11	36663-88L00	.HARNESS ASSY, NETWORK POWER	1	
12	36665-88L00	.UNIT, RESISTOR FEMALE	1	
13	36665-88L10	.UNIT, RESISTOR MALE	1	
14	36660-89L01	.SET, ENG TO INTERFACE WIRE	1	
15	29404-93J10	.CLAMP	1	
16	09407-14407	.CLAMP (L:145)	4	
17	34200-87L12	GAUGE ASSY, MULTI	1	
18	34211-87L00	.COVER, FRONT	1	
19	36661-87L00	ADAPTER, GAUGE	1	
20	36615-96300	.TERMINAL, RESIN	5	
21	39950-87L00	MODULE ASSY, GPS RECIVER	1	
22	36666-87L00	WIRE, NETWORK	1	
23-1	36663-98J00	HARNESS, ACTIVE HUB POWER	1	2.5M
23-2	36663-98J10	HARNESS, ACTIVE HUB POWER	1	6M
24	09481-05501	.FUSE (5A)	1	
25-1	34500-93J00	METER ASSY, HOUR	1	BLACK
25-2	34500-93J11	METER ASSY, HOUR	1	WHITE
26	09471-12103	.BULB (12V,3W,T6.5)	1	

FIG.501A

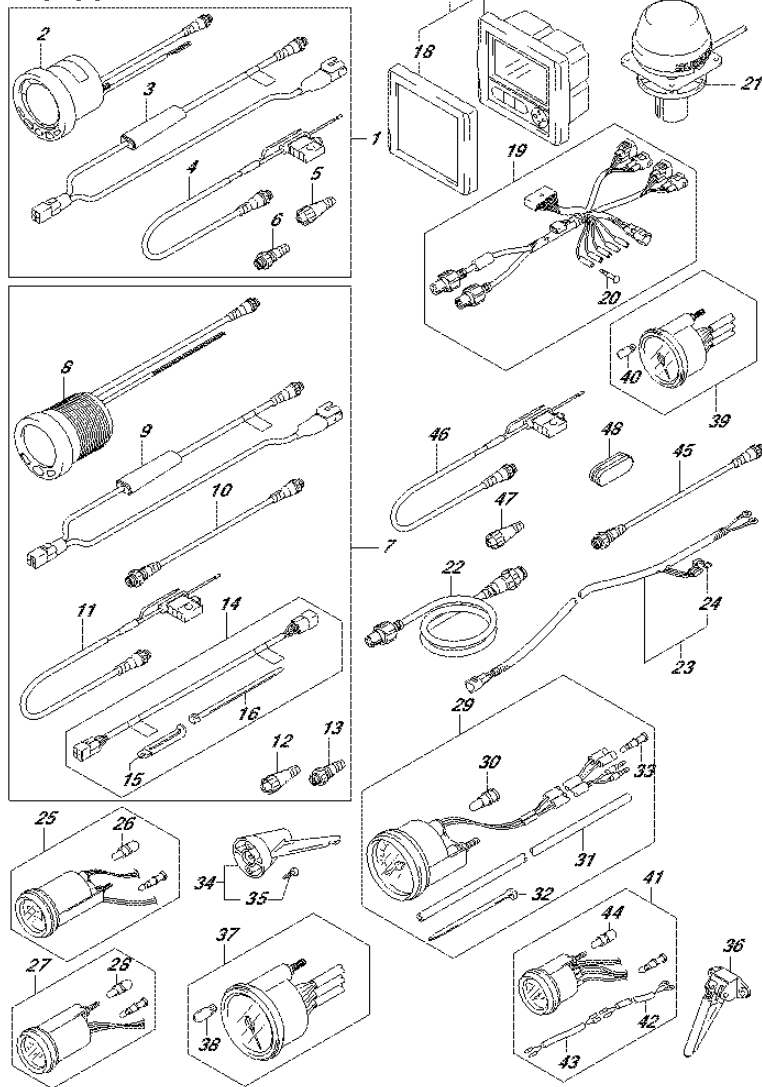


FIG.501A (2-C-9) OPT:METER (DF25AR P01)

REF NO.	PART NO.	DESCRIPTION	Q'TY	REMARKS
27-1	34600-93J00	METER ASSY, VOLTAGE	1	BLACK
27-2	34600-93J11	METER ASSY, VOLTAGE	1	WHITE
28	09471-12103	.BULB (12V,3W,T6.5)	1	
29-1	34100-93J20	SPEEDOMETER ASSY	1	MAX 80KM/H BLACK
29-2	34100-93J31	SPEEDOMETER ASSY	1	MAX 80KM/H WHITE
29-3	34100-93J40	SPEEDOMETER ASSY	1	MAX 45KNOTS BLACK
29-4	34100-93J51	SPEEDOMETER ASSY	1	MAX 45KNOTS WHITE
30	09471-12028	.BULB (12V,3.4W)	1	
31	34191-92E00	.TUBE	1	
32	09407-14407	.CLAMP (L:145)	2	
33	36615-96300	.TERMINAL, RESIN	2	
34	34190-95500	SENDER ASSY, SPEEDOMETER	1	
35	03112-06303	.SCREW	2	
36	34190-87D00	SENDER ASSY, SPEEDOMETER	1	
37-1	34200-93J20	TACHOMETER ASSY	1	BLACK
37-2	34200-93J32	TACHOMETER ASSY	1	WHITE
38	09471-12028	.BULB (12V,3.4W)	1	
39-1	34200-93J00	TACHOMETER ASSY, WITH MONITOR	1	BLACK
39-2	34200-93J12	TACHOMETER ASSY, WITH MONITOR	1	WHITE
40	09471-12077	.BULB (12V,1.7W)	1	
41-1	34300-93J00	GAUGE ASSY, FUEL	1	BLACK
41-2	34300-93J11	GAUGE ASSY, FUEL	1	WHITE
42	34310-92E00	.LEAD, FUEL GAUGE	1	
43	34360-92E00	.ADAPTER, FUEL GAUGE	1	
44	09471-12103	.BULB (12V,3W,T6.5)	1	
45	36662-88L00	WIRE, 25 EXTENSION	1	
46	36663-88L00	HARNESS ASSY, NETWORK POWER	1	
47	36990-87D00	TERMINAL & SLEEVE SET	1	
48	39669-94L00	PLUG, LOWER COVER	1	

FIG.502A

FIG.502A (2-C-10) OPT:METER (1) (DF25AT P01)

REF NO.	PART NO.	DESCRIPTION	Q'TY	REMARKS
1	34011-88L03	KIT, 4 IN MULTI GAUGE	1	
2	34200-88L02	.GAUGE ASSY, 4 IN MULTI	1	
3	34922-88L02	.UNIT, INTERFACE	1	
4	36663-88L00	.HARNESS ASSY, NETWORK POWER	1	
5	36665-88L00	.UNIT, RESISTOR FEMALE	1	
6	36665-88L10	.UNIT, RESISTOR MALE	1	
7	34011-89L01	KIT, 2 IN MULTI GAUGE	1	
8	34800-88L01	.GAUGE ASSY, 2 IN MULTI	1	
9	34922-88L02	.UNIT, INTERFACE	1	
10	36662-88L00	.WIRE, 25 EXTENSION	1	
11	36663-88L00	.HARNESS ASSY, NETWORK POWER	1	
12	36665-88L00	.UNIT, RESISTOR FEMALE	1	
13	36665-88L10	UNIT, RESISTOR MALE	1	
14	36660-89L01	.SET, ENG TO INTERFACE WIRE	1	
15	29404-93J10	..CLAMP	1	
16	09407-14407	..CLAMP (L:145)	4	
17	34200-87L12	GAUGE ASSY, MULTI	1	
18	34211-87L00	.COVER, FRONT	1	
19	36661-87L00	ADAPTER, GAUGE	1	
20	36615-96300	.TERMINAL, RESIN	5	
21	39950-87L00	MODULE ASSY, GPS RECIVER	1	
22	36666-87L00	WIRE, NETWORK	1	
23-1	36663-98J00	HARNESS, ACTIVE HUB POWER	1	2.5M
23-2	36663-98J10	HARNESS, ACTIVE HUB POWER	1	6M
24	09481-05501	.FUSE (5A)	1	

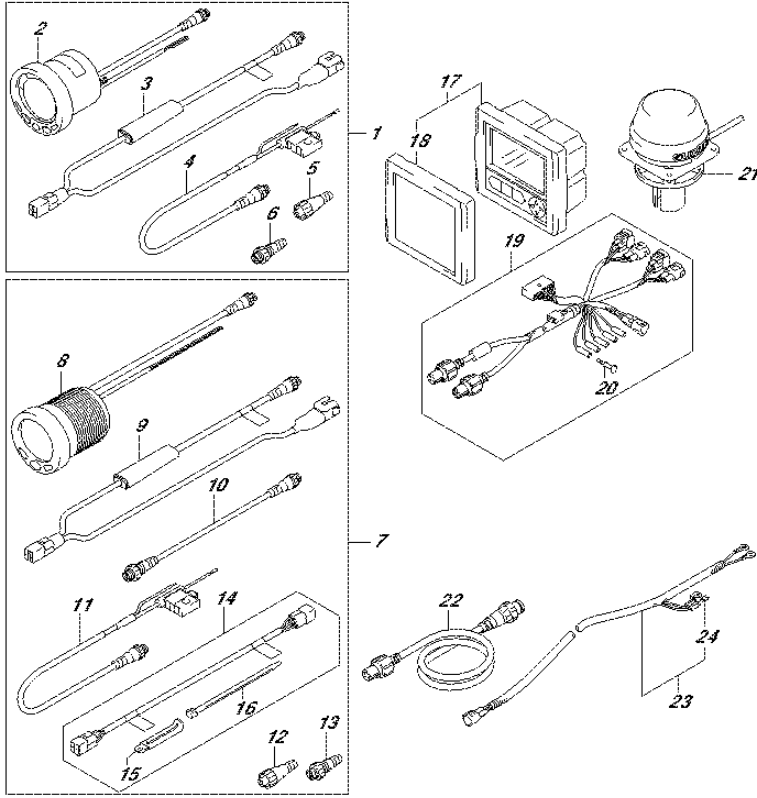


FIG.502B

FIG.502B (2-C-11) OPT:METER (1) (DF30AT P01)

REF NO.	PART NO.	DESCRIPTION	Q'TY	REMARKS
1	34011-88L03	KIT, 4 IN MULTI GAUGE	1	
2	34200-88L02	.GAUGE ASSY, 4 IN MULTI	1	
3	34922-88L02	.UNIT, INTERFACE	1	
4	36663-88L00	.HARNESS ASSY, NETWORK POWER	1	
5	36665-88L00	.UNIT, RESISTOR FEMALE	1	
6	36665-88L10	.UNIT, RESISTOR MALE	1	
7	34011-89L01	KIT, 2 IN MULTI GAUGE	1	
8	34800-88L01	.GAUGE ASSY, 2 IN MULTI	1	
9	34922-88L02	.UNIT, INTERFACE	1	
10	36662-88L00	.WIRE, 25 EXTENSION	1	
11	36663-88L00	.HARNESS ASSY, NETWORK POWER	1	
12	36665-88L00	.UNIT, RESISTOR FEMALE	1	
13	36665-88L10	UNIT, RESISTOR MALE	1	
14	36660-89L01	.SET, ENG TO INTERFACE WIRE	1	
15	29404-93J10	..CLAMP	1	
16	09407-14407	..CLAMP (L:145)	4	
17	34200-87L12	GAUGE ASSY, MULTI	1	
18	34211-87L00	.COVER, FRONT	1	
19	36661-87L00	ADAPTER, GAUGE	1	
20	36615-96300	.TERMINAL, RESIN	5	
21	39950-87L00	MODULE ASSY, GPS RECIVER	1	
22	36666-87L00	WIRE, NETWORK	1	
23-1	36663-98J00	HARNESS, ACTIVE HUB POWER	1	2.5M
23-2	36663-98J10	HARNESS, ACTIVE HUB POWER	1	6M
24	09481-05501	.FUSE (5A)	1	

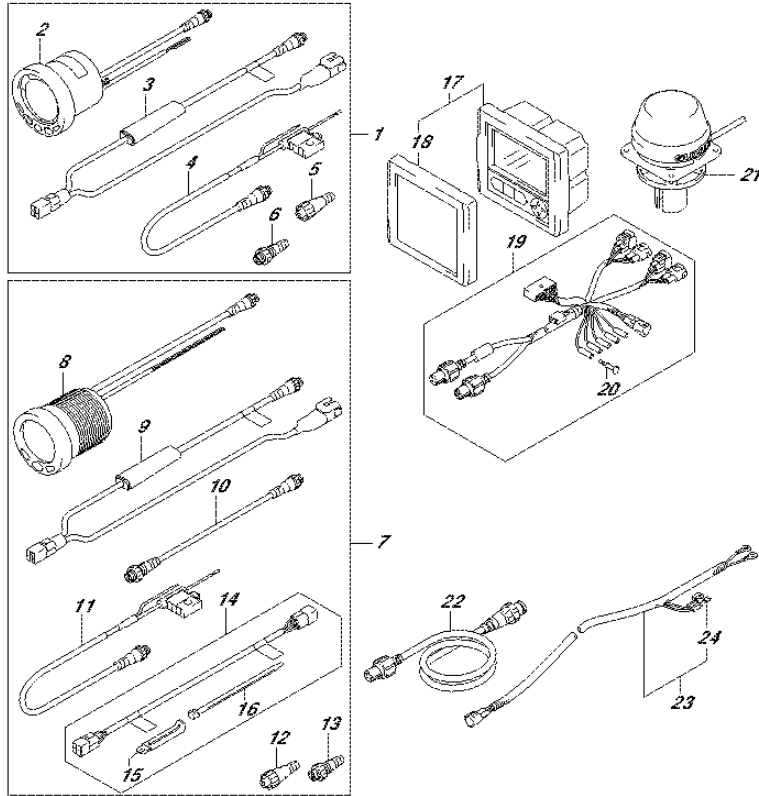


FIG.503A

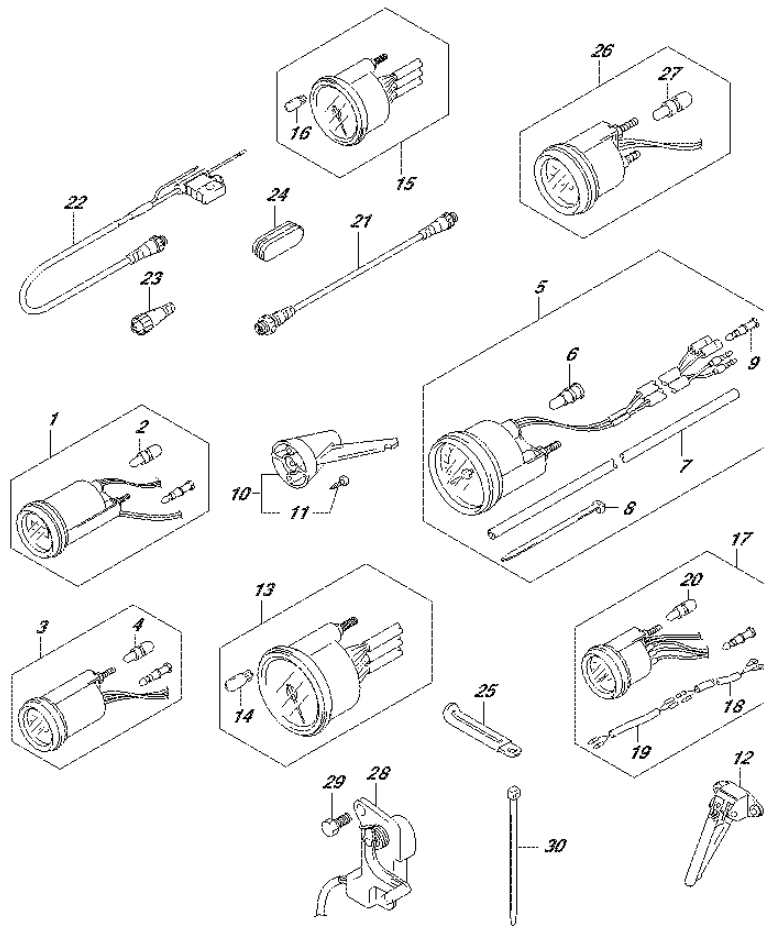


FIG.503A (2-C-12) OPT:METER (2) (DF25AT P01)

REF NO.	PART NO.	DESCRIPTION	Q'TY	REMARKS
1-1	34500-93J00	METER ASSY, HOUR	1	BLACK
1-2	34500-93J11	METER ASSY, HOUR	1	WHITE
2	09471-12103	.BULB (12V,3W,T6.5)	1	
3-1	34600-93J00	METER ASSY, VOLTAGE	1	BLACK
3-2	34600-93J11	METER ASSY, VOLTAGE	1	WHITE
4	09471-12103	.BULB (12V,3W,T6.5)	1	
5-1	34100-93J20	SPEEDOMETER ASSY	1	MAX 80KM/H BLACK
5-2	34100-93J31	SPEEDOMETER ASSY	1	MAX 80KM/H WHITE
5-3	34100-93J40	SPEEDOMETER ASSY	1	MAX 45KNOTS BLACK
5-4	34100-93J51	SPEEDOMETER ASSY	1	MAX 45KNOTS WHITE
6	09471-12028	.BULB (12V,3.4W)	1	
7	34191-92E00	.TUBE	1	
8	09407-14407	.CLAMP (L:145)	2	
9	36615-96300	.TERMINAL, RESIN	2	
10	34190-95500	SENDER ASSY, SPEEDOMETER	1	
11	03112-06303	.SCREW	2	
12	34190-87D00	SENDER ASSY, SPEEDOMETER	1	
13-1	34200-93J20	TACHOMETER ASSY	1	BLACK
13-2	34200-93J32	TACHOMETER ASSY	1	WHITE
14	09471-12028	.BULB (12V,3.4W)	1	
15-1	34200-93J00	TACHOMETER ASSY, WITH MONITOR	1	BLACK
15-2	34200-93J12	TACHOMETER ASSY, WITH MONITOR	1	WHITE
16	09471-12077	.BULB (12V,1.7W)	1	
17-1	34300-93J00	GAUGE ASSY, FUEL	1	BLACK
17-2	34300-93J11	GAUGE ASSY, FUEL	1	WHITE
18	34310-92E00	.LEAD, FUEL GAUGE	1	
19	34360-92E00	ADAPTER, FUEL GAUGE	1	
20	09471-12103	.BULB (12V,3W,T6.5)	1	
21	36662-88L00	WIRE, 25 EXTENSION	1	
22	36663-88L00	HARNES ASSY, NETWORK POWER	1	
23	36990-87D00	TERMINAL & SLEEVE SET	1	
24	39669-94L00	PLUG, LOWER COVER	1	
25	29404-93J10	CLAMP, TRIM SENDER LEAD	1	

FIG.503A

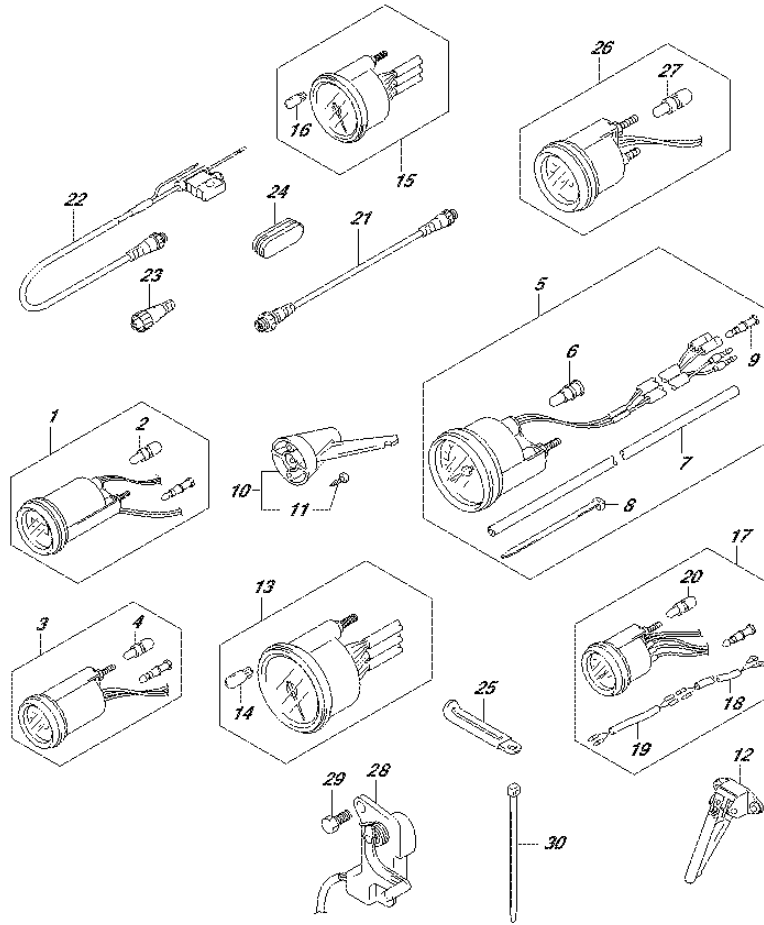


FIG.503A (2-C-13) OPT:METER (2) (DF25AT P01)

REF NO.	PART NO.	DESCRIPTION	Q'TY	REMARKS
26-1	34800-93J00	METER ASSY, TRIM	1	BLACK
26-2	34800-93J11	METER ASSY, TRIM	1	WHITE
27	09471-12103	.BULB (12V,3W,T6.5)	1	
28	34801-99E04	SENDER ASSY, TRIM	1	
29	09100-06113	BOLT (6X16)	2	
30	09407-14407	CLAMP (L:145)	2	

FIG.503B

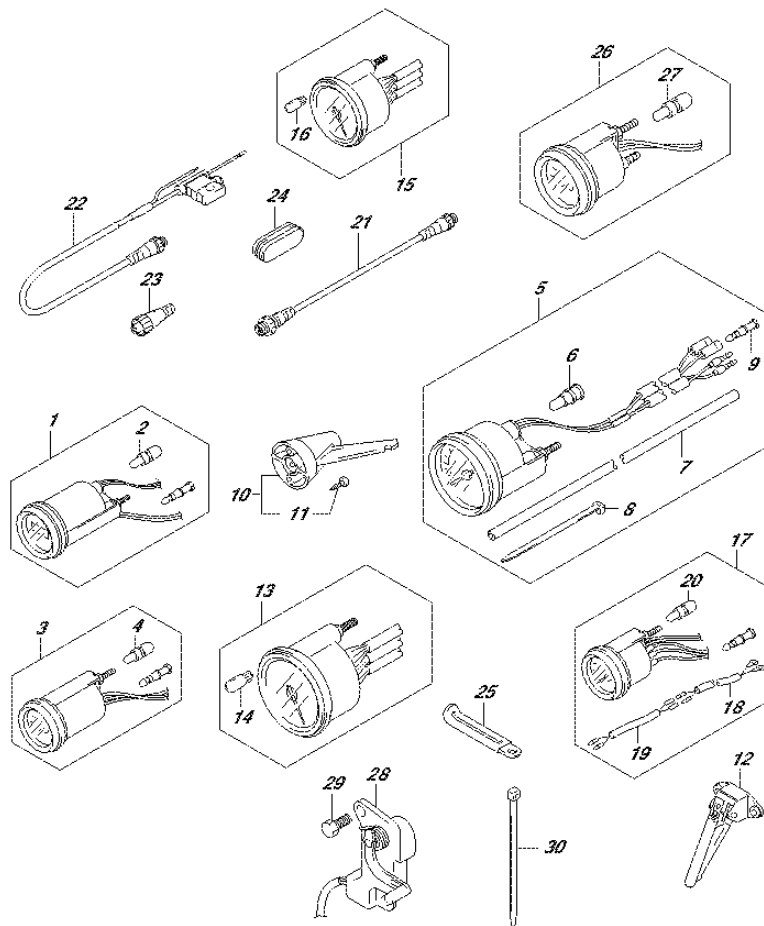


FIG.503B (2-C-14) OPT:METER (2) (DF30AT P01)

REF NO.	PART NO.	DESCRIPTION	Q'TY	REMARKS
1-1	34500-93J00	METER ASSY, HOUR	1	BLACK
1-2	34500-93J11	METER ASSY, HOUR	1	WHITE
2	09471-12103	.BULB (12V,3W,T6.5)	1	
3-1	34600-93J00	METER ASSY, VOLTAGE	1	BLACK
3-2	34600-93J11	METER ASSY, VOLTAGE	1	WHITE
4	09471-12103	.BULB (12V,3W,T6.5)	1	
5-1	34100-93J20	SPEEDOMETER ASSY	1	MAX 80KM/H BLACK
5-2	34100-93J31	SPEEDOMETER ASSY	1	MAX 80KM/H WHITE
5-3	34100-93J40	SPEEDOMETER ASSY	1	MAX 45KNOTS BLACK
5-4	34100-93J51	SPEEDOMETER ASSY	1	MAX 45KNOTS WHITE
6	09471-12028	.BULB (12V,3.4W)	1	
7	34191-92E00	.TUBE	1	
8	09407-14407	.CLAMP (L:145)	2	
9	36615-96300	.TERMINAL, RESIN	2	
10	34190-95500	SENDER ASSY, SPEEDOMETER	1	
11	03112-06303	.SCREW	2	
12	34190-87D00	SENDER ASSY, SPEEDOMETER	1	
13-1	34200-93J20	TACHOMETER ASSY	1	BLACK
13-2	34200-93J32	TACHOMETER ASSY	1	WHITE
14	09471-12028	.BULB (12V,3.4W)	1	
15-1	34200-93J00	TACHOMETER ASSY, WITH MONITOR	1	BLACK
15-2	34200-93J12	TACHOMETER ASSY, WITH MONITOR	1	WHITE
16	09471-12077	.BULB (12V,1.7W)	1	
17-1	34300-93J00	GAUGE ASSY, FUEL	1	BLACK
17-2	34300-93J11	GAUGE ASSY, FUEL	1	WHITE
18	34310-92E00	.LEAD, FUEL GAUGE	1	
19	34360-92E00	ADAPTER, FUEL GAUGE	1	
20	09471-12103	.BULB (12V,3W,T6.5)	1	
21	36662-88L00	WIRE, 25 EXTENSION	1	
22	36663-88L00	HARNES ASSY, NETWORK POWER	1	
23	36990-87D00	TERMINAL & SLEEVE SET	1	
24	39669-94L00	PLUG, LOWER COVER	1	
25	29404-93J10	CLAMP, TRIM SENDER LEAD	1	

FIG.503B

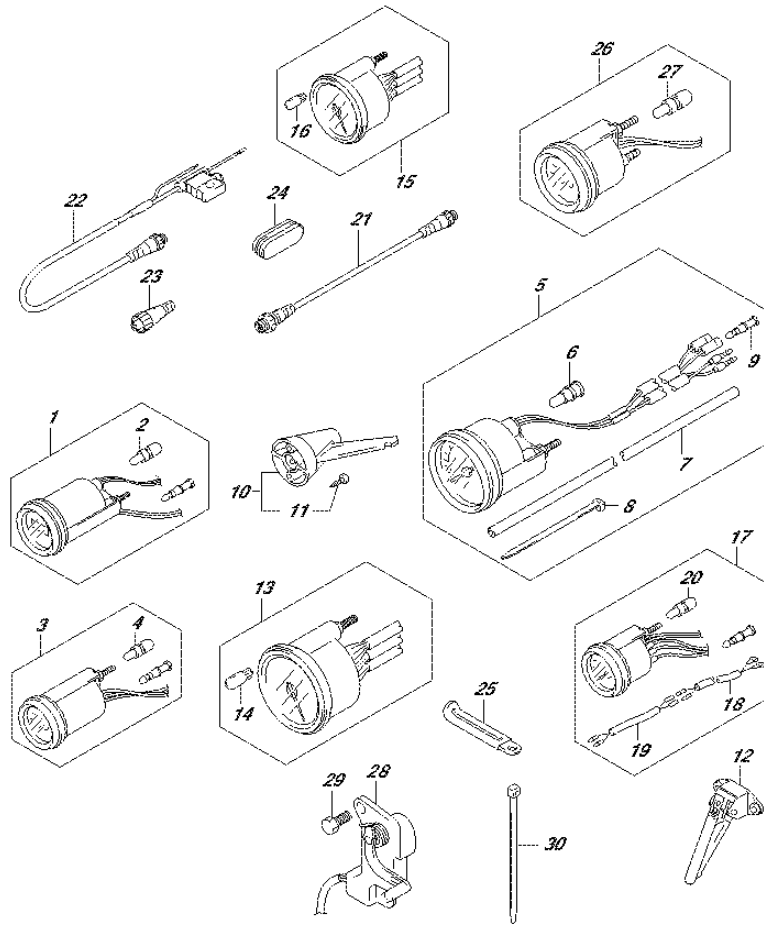


FIG.503B (2-C-15) OPT:METER (2) (DF30AT P01)

REF NO.	PART NO.	DESCRIPTION	Q'TY	REMARKS
26-1	34800-93J00	METER ASSY, TRIM	1	BLACK
26-2	34800-93J11	METER ASSY, TRIM	1	WHITE
27	09471-12103	.BULB (12V,3W,T6.5)	1	
28	34801-99E04	SENDER ASSY, TRIM	1	
29	09100-06113	BOLT (6X16)	2	
30	09407-14407	CLAMP (L:145)	2	

FIG.508A

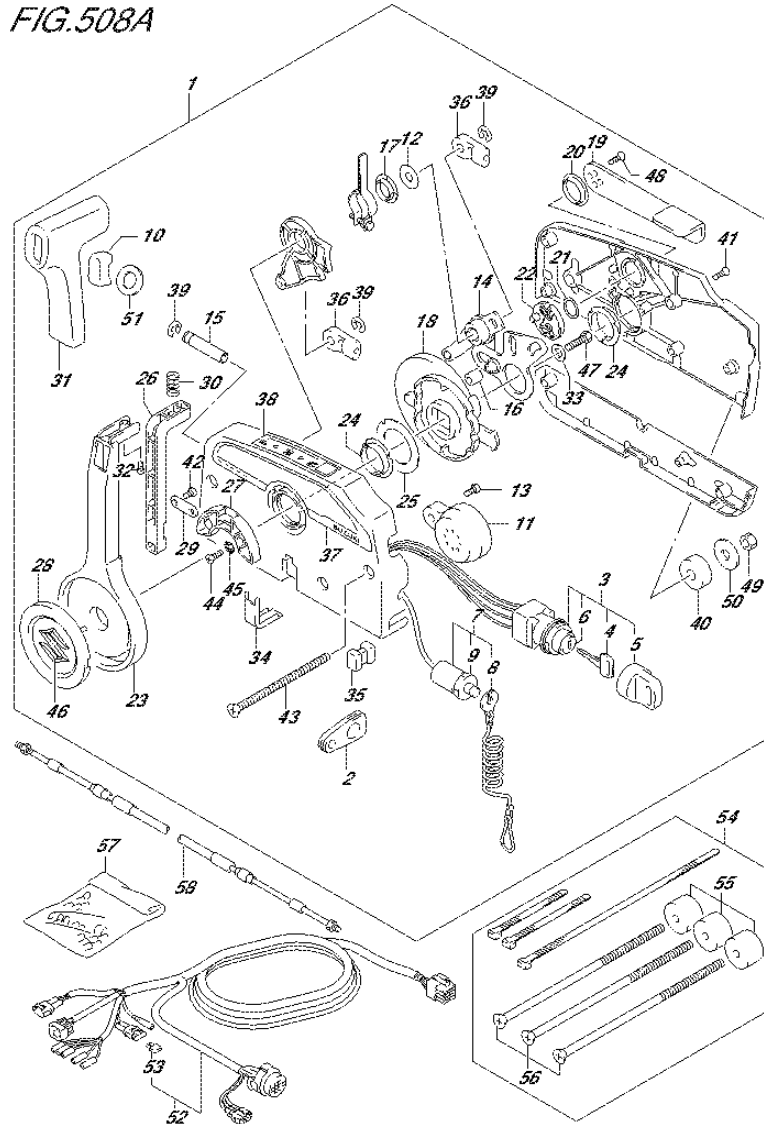


FIG.508A (2-D-2) OPT:REMOTE CONTROL (DF25A P01)

REF NO.	PART NO.	DESCRIPTION	Q'TY	REMARKS
1	67200-94J20	REMOTE CONTROL ASSY	1	
2	36628-92E00	..GROMMET, WIRE HARNESS	1	
3	37110-94J02	..SWITCH ASSY, IGNITION	1	
4-1	37141-99E00	..KEY (931)	2	
4-2	37141-99E10	..KEY (932)	2	
4-3	37141-99E20	..KEY (933)	2	
4-4	37141-99E30	..KEY (934)	2	
4-5	37141-99E40	..KEY (935)	2	
4-6	37141-99E50	..KEY (936)	2	
4-7	37141-99E60	..KEY (937)	2	
4-8	37141-99E70	..KEY (938)	2	
4-9	37141-99E80	..KEY (939)	2	
4-10	37141-99E90	..KEY (940)	2	
4-11	37141-99EA0	..KEY (941)	2	
4-12	37141-99EB0	..KEY (942)	2	
5	37143-99E00	..CAP, KEY	2	
6	37149-93J00	..CAP, CYLINDER BODY	1	
7	37820-93J04	..SWITCH ASSY, EMERGENCY	1	
8	37823-92E01	..PLATE	1	
9	37826-92J00	..NUT	1	
10	37864-94J10	..CAP, PTT SWITCH	1	
11	38500-93J00	..BUZZER	1	
12	67212-95600	..WASHER	1	
13	67214-92E00	..SCREW (5X10)	1	
14	67220-95630	..PLATE ASSY	1	
15	67223-99E10	..KNOB, BRAKE ADJUST	1	
16	67229-95600	..ROLLER	1	
17	67232-95600	..BUSH	1	
18	67238-87D00	..GEAR, DRIVE	1	
19	67241-99E10	..LEVER, FREE THROTTLE	1	
20	67243-95600	..BUSH	1	

FIG.508A

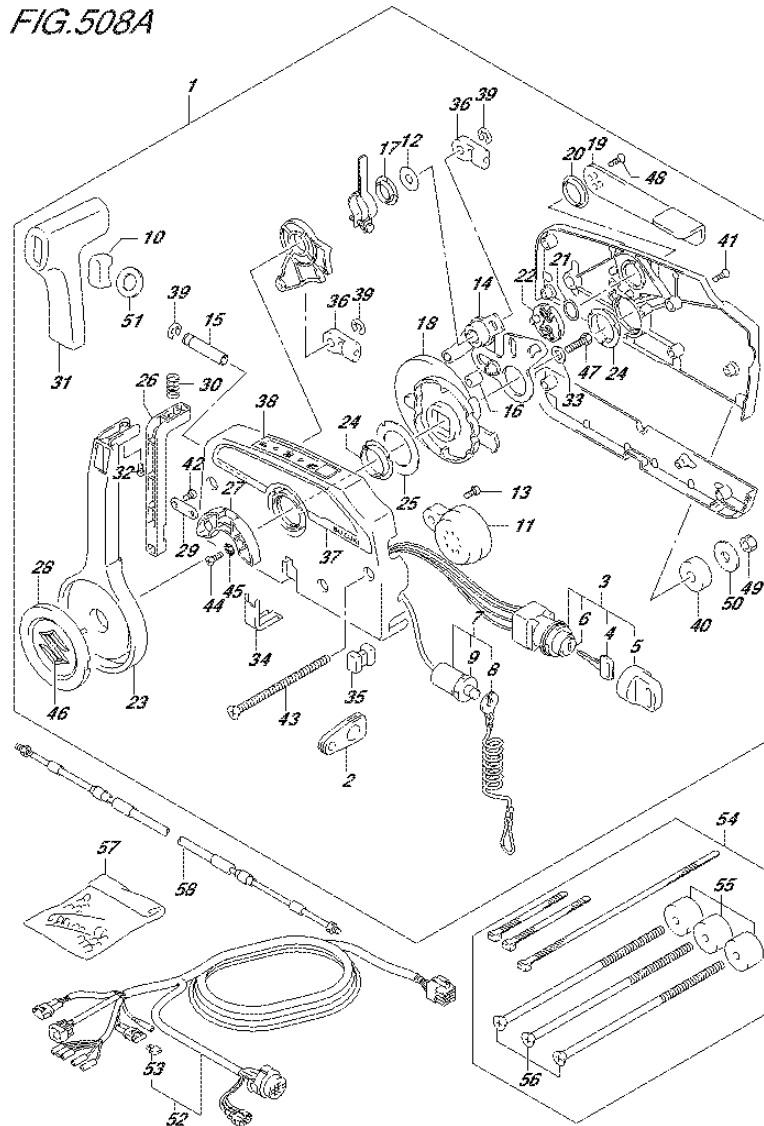


FIG.508A (2-D-3) OPT:REMOTE CONTROL (DF25A P01)

REF NO.	PART NO.	DESCRIPTION	Q'TY	REMARKS
21	67244-95600	.WASHER, WAVE	1	
22	67245-95600	.DRUM, FREE THROTTLE	1	
23	67251-99E20	.LEVER, HANDLE	1	
24	67252-95600	.BUSH	2	
25	67253-95600	.WASHER	1	
26	67255-99E10	.ARM, LOCK	1	
27	67256-95600	.HOLDER, NEUT LOCK	1	
28	67257-99E10	.CAP, LEVER	1	
29	67258-99E00	.BRACKET, LOCK ARM	1	
30	67259-87D00	.SPRING, NEUTRAL ARM	1	
31	67261-99E10	.GRIP	1	
32	67296-94310	.SCREW	1	
33	67264-95600	.WASHER	1	
34	67267-93J00	.COVER, WIRE	1	
35	67273-95600	.SPACER	1	
36	67275-95600	.END, CABLE	2	
37	67282-94L00	.DECAL, REMOCON SIDE	1	
38	67284-94L00	.MARK, HANDLE LEVER	1	
39	67292-94300	.E RING	3	
40	67294-95600	.SPACER	3	
41	67296-90J00	.SCREW	5	
42	67296-94300	.SCREW	2	
43	67296-95600	.SCREW	3	
44	67296-95610	.SCREW	2	
45	67297-95600	.WASHER	2	
46	77811-54GB0-0PG	.EMBLEM, REAR MARK S (CHROME)	1	
47	09100-08232	.BOLT (8X30)	1	
48	09126-05003	.SCREW (5X12)	2	
49	09140-06020	.NUT	3	
50	09160-06104	.WASHER (6.5X24X2)	3	
51	37859-90J00	.SPACER	1	
52	36620-94L00	.WIRE ASSY, REMOTE CONTROL	1	
53	09481-10501	.FUSE (10A)	1	

FIG.508A

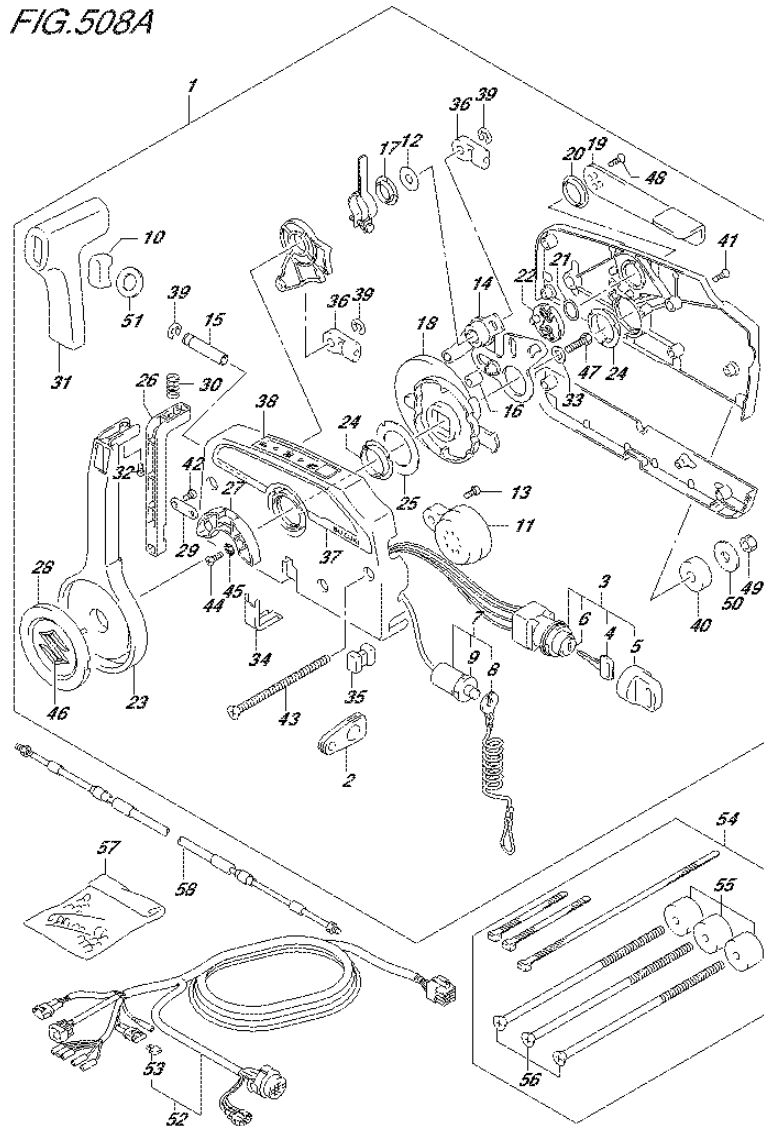


FIG.508A (2-D-4) OPT:REMOTE CONTROL (DF25A P01)

REF NO.	PART NO.	DESCRIPTION	Q'TY	REMARKS
54	67140-95600	ATTACHMENT, TWIN REMOCON KIT	1	
55	67294-95600	.SPACER	3	
56	67296-95621	.SCREW (L:165)	3	
57	36990-87D00	TERMINAL & SLEEVE SET	1	
58-1	67320-93J00	CABLE, REMOCON 8F (2.4M)	1	
58-2	67320-93J10	CABLE, REMOCON 10F (3.1M)	1	
58-3	67320-93J20	CABLE, REMOCON 12F (3.7M)	1	
58-4	67320-93J30	CABLE, REMOCON 14F (4.2M)	1	
58-5	67320-93J40	CABLE, REMOCON 16F (4.8M)	1	
58-6	67320-93J50	CABLE, REMOCON 18F (5.4M)	1	
58-7	67320-93J60	CABLE, REMOCON 20F (6.1M)	1	
58-8	67320-93J70	CABLE, REMOCON 22F (6.7M)	1	
58-9	67320-93J80	CABLE, REMOCON 24F (7.3M)	1	

FIG.508B

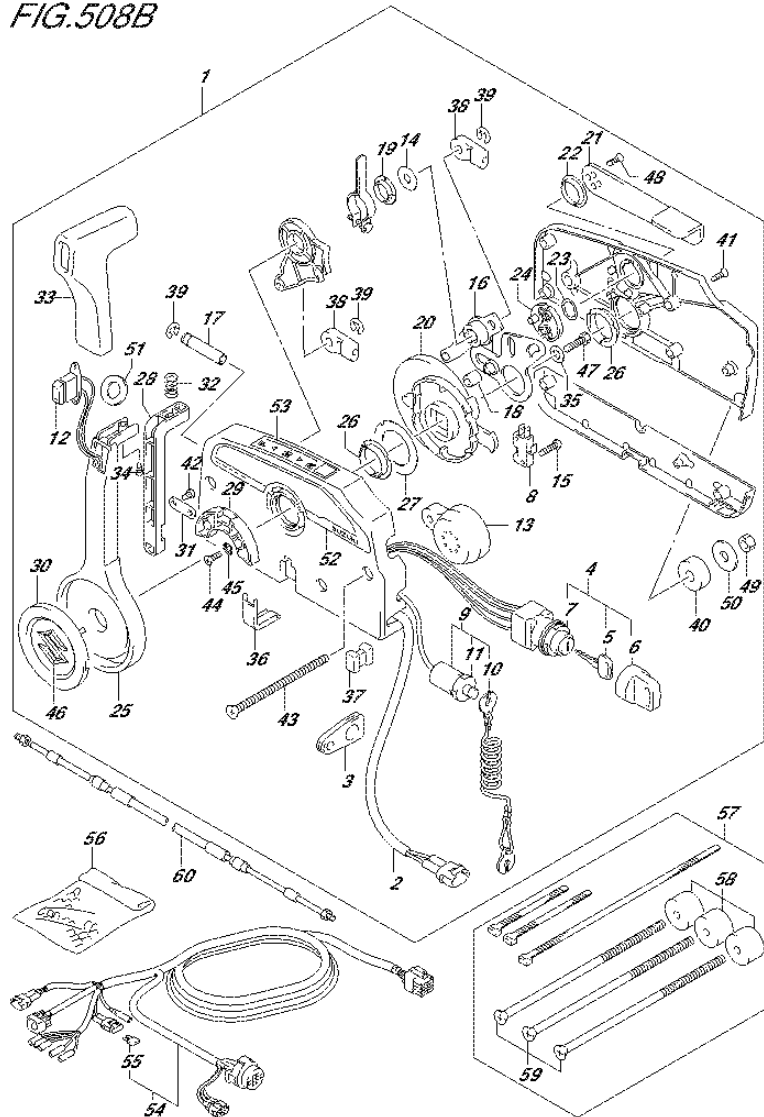


FIG.508B (2-D-5) OPT:REMOTE CONTROL (DF25ATH P01)

REF NO.	PART NO.	DESCRIPTION	Q'TY	REMARKS
1	67200-93J50	REMOTE CONTROL ASSY	1	
2	36646-93J01	.WIRE ASSY, PTT SW ADAPTER	1	
3	36628-92E00	.GROMMET, WIRE HARNESS	1	
4	37110-93J11	.SWITCH ASSY, IGNITION	1	
5-1	37141-99E00	..KEY (931)	2	
5-2	37141-99E10	..KEY (932)	2	
5-3	37141-99E20	..KEY (933)	2	
5-4	37141-99E30	..KEY (934)	2	
5-5	37141-99E40	..KEY (935)	2	
5-6	37141-99E50	..KEY (936)	2	
5-7	37141-99E60	..KEY (937)	2	
5-8	37141-99E70	..KEY (938)	2	
5-9	37141-99E80	..KEY (939)	2	
5-10	37141-99E90	..KEY (940)	2	
5-11	37141-99EA0	..KEY (941)	2	
5-12	37141-99EB0	..KEY (942)	2	
6	37143-99E00	..CAP, KEY	2	
7	37149-93J00	..CAP CYLINDER BODY	1	
8	37721-93J91	.SWITCH, NEUTRAL	1	
9	37820-93J04	.SWITCH ASSY, EMERGENCY	1	
10	37823-92E01	..PLATE	1	
11	37826-92J00	..NUT	1	
12	37850-90J05	.SWITCH ASSY, PTT	1	
13	38500-93J90	.BUZZER	1	
14	67212-95600	.WASHER	1	
15	67296-92E11	.SCREW, NEUTRAL SW	2	
16	67220-95630	.PLATE ASSY	1	
17	67223-99E10	.KNOB, BRAKE ADJ	1	
18	67229-95600	.ROLLER	1	
19	67232-95600	.BUSH	1	
20	67238-87D00	.GEAR, DRIVE	1	
21	67241-99E10	.LEVER, FREE THROTTLE	1	
22	67243-95600	.BUSH	1	
23	67244-95600	.WASHER, WAVE	1	

FIG.508B

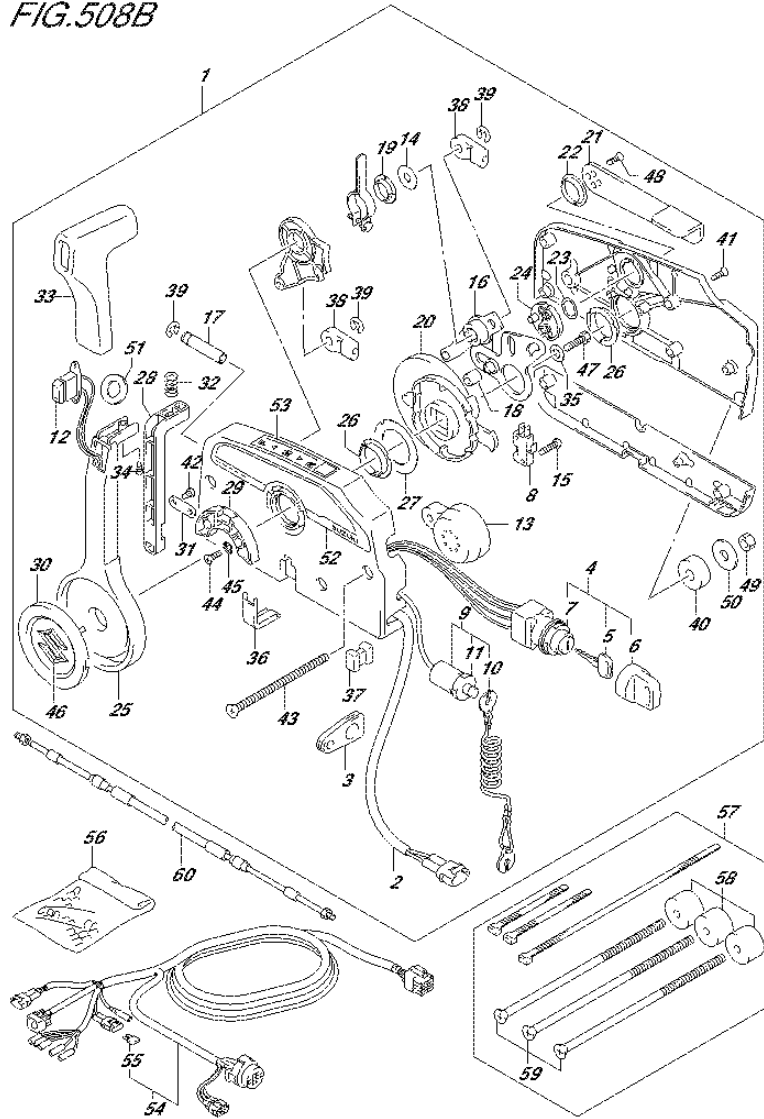


FIG.508B (2-D-6) OPT:REMOTE CONTROL (DF25ATH P01)

REF NO.	PART NO.	DESCRIPTION	Q'TY	REMARKS
24	67245-95600	.DRUM, FREE THROTTLE	1	
25	67251-99E20	.LEVER, HANDLE	1	
26	67252-95600	.BUSH	2	
27	67253-95600	.WASHER	1	
28	67255-99E10	.ARM, LOCK	1	
29	67256-95600	.HOLDER, NEUT LOCK	1	
30	67257-99E10	.CAP, LEVER	1	
31	67258-99E00	.BRACKET, LOCK ARM	1	
32	67259-87D00	.SPRING, NEUTRAL ARM	1	
33	67261-99E10	.GRIP	1	
34	67296-94310	.SCREW	1	
35	67264-95600	.WASHER	1	
36	67267-93J00	.COVER, WIRE	1	
37	67273-95600	.SPACER	1	
38	67275-95600	.END, CABLE	2	
39	67292-94300	.E RING	3	
40	67294-95600	.SPACER	3	
41	67296-90J00	.SCREW	5	
42	67296-94300	.SCREW	2	
43	67296-95600	.SCREW	3	
44	67296-95610	.SCREW	2	
45	67297-95600	.WASHER	2	
46	77811-54GB0-0PG	.EMBLEM, REAR MARK S (CHROME)	1	
47	09100-08232	.BOLT (8X30)	1	
48	09126-05003	.SCREW (5X12)	2	
49	09140-06020	.NUT	3	
50	09160-06104	.WASHER (6.5X24X2)	3	
51	37859-90J00	.SPACER	1	
52	67282-94L00	.DECAL, REMOCON SIDE	1	
53	67284-94L00	.MARK, HANDLE LEVER	1	
54	36620-94L00	WIRE ASSY, REMOTE CONTROL	1	
55	09481-10501	.FUSE (10A)	1	
56	36990-87D00	TERMINAL & SLEEVE SET	1	

FIG.508B

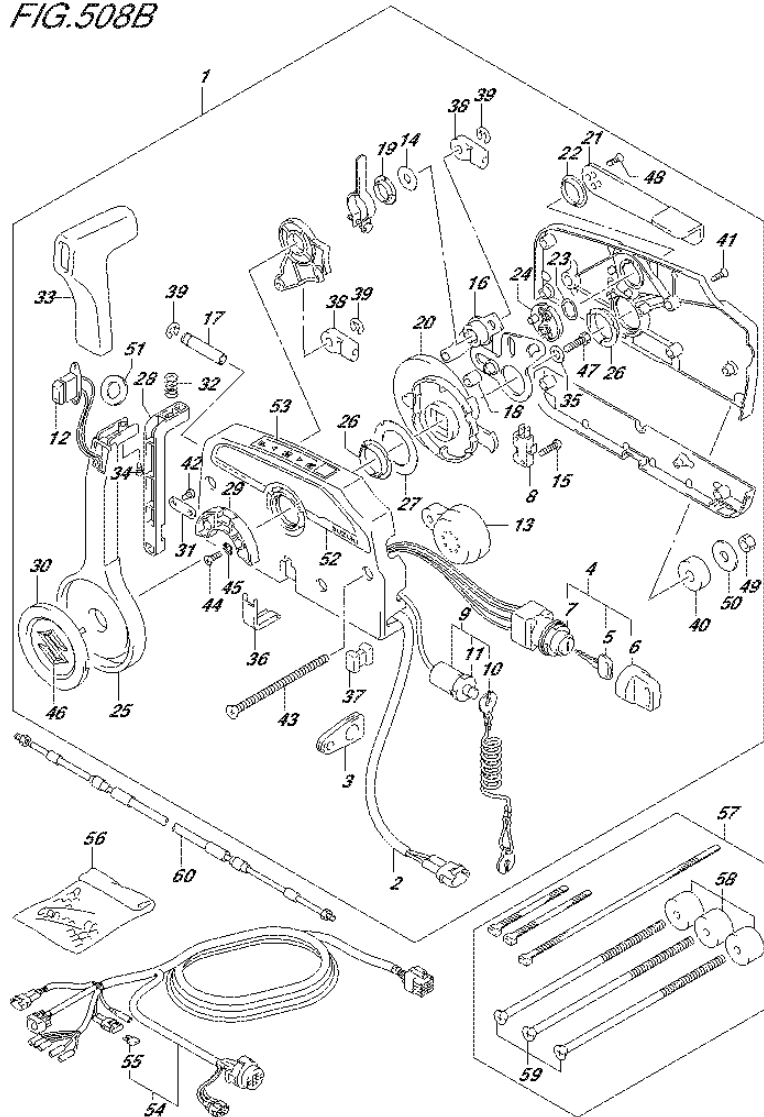
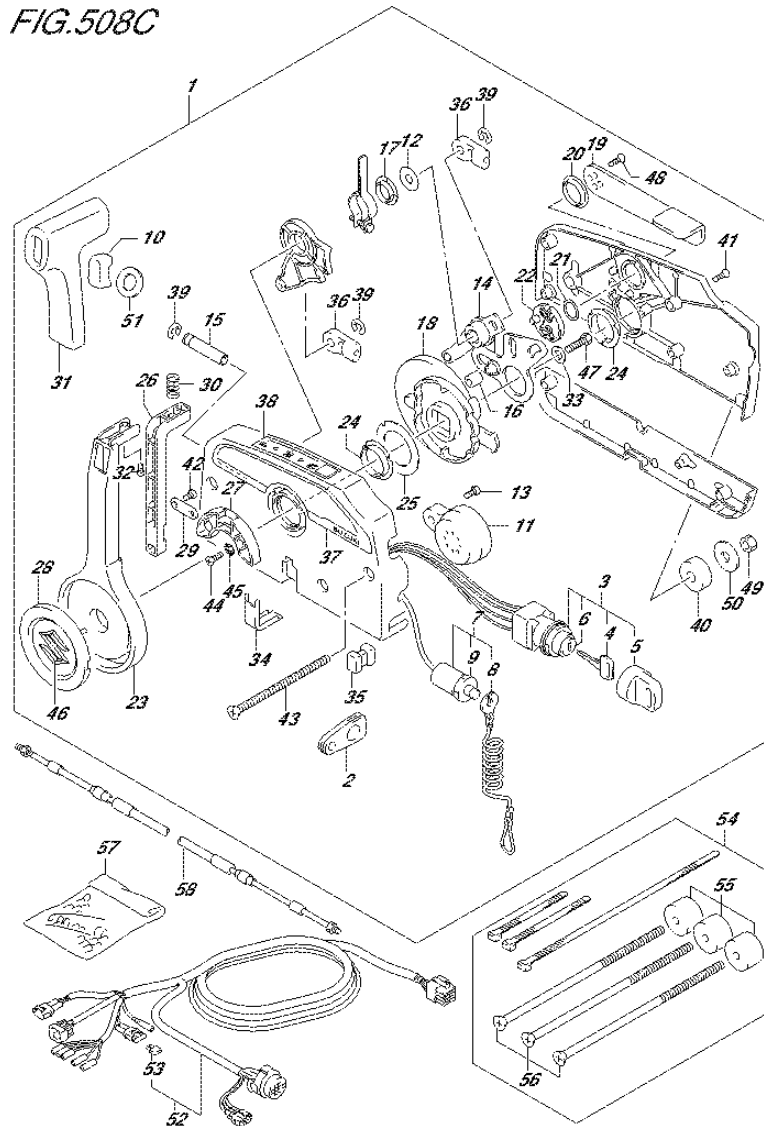


FIG.508B (2-D-7) OPT:REMOTE CONTROL (DF25ATH P01)

REF NO.	PART NO.	DESCRIPTION	Q'TY	REMARKS
57	67140-95600	ATTACHMENT, TWIN REMOCON KIT	1	
58	67294-95600	.SPACER	3	
59	67296-95620	.SCREW (L:165)	3	
60-1	67320-93J00	CABLE, REMOCON 8F (2.4M)	1	
60-2	67320-93J10	CABLE, REMOCON 10F (3.1M)	1	
60-3	67320-93J20	CABLE, REMOCON 12F (3.7M)	1	
60-4	67320-93J30	CABLE, REMOCON 14F (4.2M)	1	
60-5	67320-93J40	CABLE, REMOCON 16F (4.8M)	1	
60-6	67320-93J50	CABLE, REMOCON 18F (5.4M)	1	
60-7	67320-93J60	CABLE, REMOCON 20F (6.1M)	1	
60-8	67320-93J70	CABLE, REMOCON 22F (6.7M)	1	
60-9	67320-93J80	CABLE, REMOCON 24F (7.3M)	1	

FIG.508C



DF25A_30A_P01_015_508C
OPT:REMOTE CONTROL

FIG.508C (2-D-8) OPT:REMOTE CONTROL (DF30A P40)

REF NO.	PART NO.	DESCRIPTION	Q'TY	REMARKS
1	67200-94J20	REMOTE CONTROL ASSY	1	
2	36628-92E00	..GROMMET, WIRE HARNESS	1	
3	37110-94J02	..SWITCH ASSY, IGNITION	1	
4-1	37141-99E00	..KEY (931)	2	
4-2	37141-99E10	..KEY (932)	2	
4-3	37141-99E20	..KEY (933)	2	
4-4	37141-99E30	..KEY (934)	2	
4-5	37141-99E40	..KEY (935)	2	
4-6	37141-99E50	..KEY (936)	2	
4-7	37141-99E60	..KEY (937)	2	
4-8	37141-99E70	..KEY (938)	2	
4-9	37141-99E80	..KEY (939)	2	
4-10	37141-99E90	..KEY (940)	2	
4-11	37141-99EA0	..KEY (941)	2	
4-12	37141-99EB0	..KEY (942)	2	
5	37143-99E00	..CAP, KEY	2	
6	37149-93J00	..CAP, CYLINDER BODY	1	
7	37820-93J04	..SWITCH ASSY, EMERGENCY	1	
8	37823-92E01	..PLATE	1	
9	37826-92J00	..NUT	1	
10	37864-94J10	..CAP, PTT SWITCH	1	
11	38500-93J00	..BUZZER	1	
12	67212-95600	..WASHER	1	
13	67214-92E00	..SCREW (5X10)	1	
14	67220-95630	..PLATE ASSY	1	
15	67223-99E10	..KNOB, BRAKE ADJUST	1	
16	67229-95600	..ROLLER	1	
17	67232-95600	..BUSH	1	
18	67238-87D00	..GEAR, DRIVE	1	
19	67241-99E10	..LEVER, FREE THROTTLE	1	
20	67243-95600	..BUSH	1	

DF25A_30A_P01_015

FIG.508C

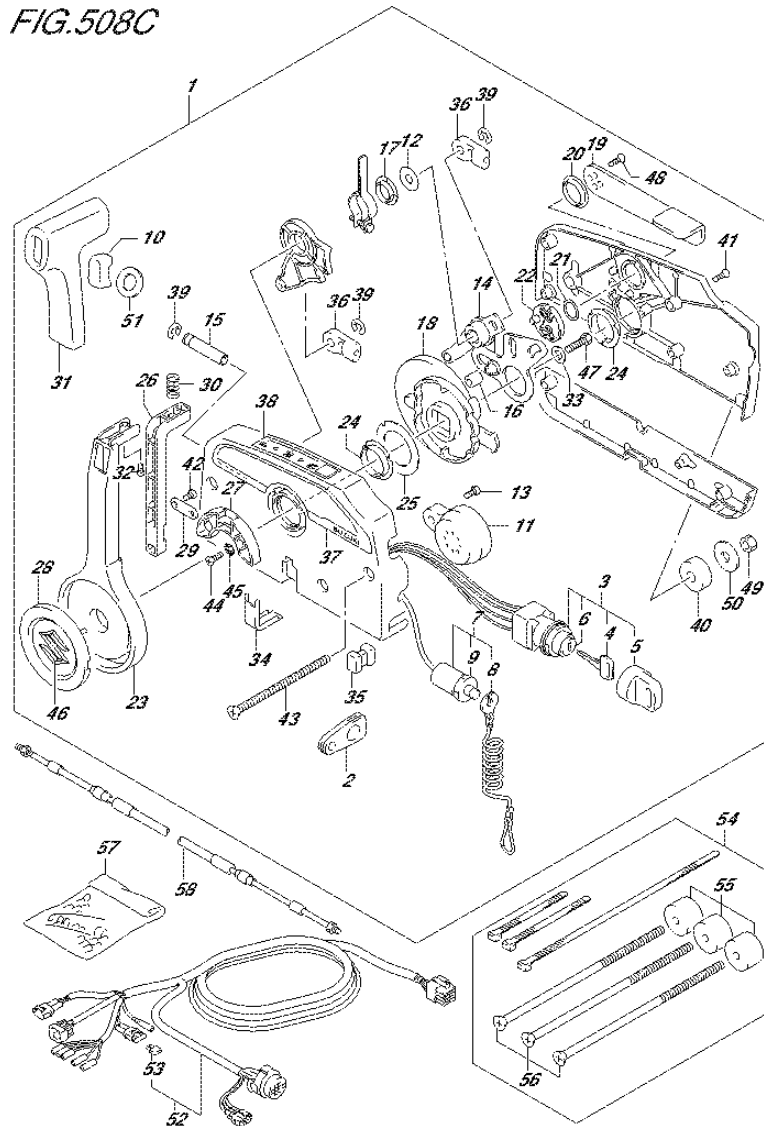


FIG.508C (2-D-9) OPT:REMOTE CONTROL (DF30A P40)

REF NO.	PART NO.	DESCRIPTION	Q'TY	REMARKS
21	67244-95600	.WASHER, WAVE	1	
22	67245-95600	.DRUM, FREE THROTTLE	1	
23	67251-99E20	.LEVER, HANDLE	1	
24	67252-95600	.BUSH	2	
25	67253-95600	.WASHER	1	
26	67255-99E10	.ARM, LOCK	1	
27	67256-95600	.HOLDER, NEUT LOCK	1	
28	67257-99E10	.CAP, LEVER	1	
29	67258-99E00	.BRACKET, LOCK ARM	1	
30	67259-87D00	.SPRING, NEUTRAL ARM	1	
31	67261-99E10	.GRIP	1	
32	67296-94310	.SCREW	1	
33	67264-95600	.WASHER	1	
34	67267-93J00	.COVER, WIRE	1	
35	67273-95600	.SPACER	1	
36	67275-95600	.END, CABLE	2	
37	67282-94L00	.DECAL, REMOCON SIDE	1	
38	67284-94L00	.MARK, HANDLE LEVER	1	
39	67292-94300	.E RING	3	
40	67294-95600	.SPACER	3	
41	67296-90J00	.SCREW	5	
42	67296-94300	.SCREW	2	
43	67296-95600	.SCREW	3	
44	67296-95610	.SCREW	2	
45	67297-95600	.WASHER	2	
46	77811-54GB0-0PG	.EMBLEM, REAR MARK S (CHROME)	1	
47	09100-08232	.BOLT (8X30)	1	
48	09126-05003	.SCREW (5X12)	2	
49	09140-06020	.NUT	3	
50	09160-06104	.WASHER (6.5X24X2)	3	
51	37859-90J00	.SPACER	1	
52	36620-94L00	.WIRE ASSY, REMOTE CONTROL	1	
53	09481-10501	.FUSE (10A)	1	

FIG.508C

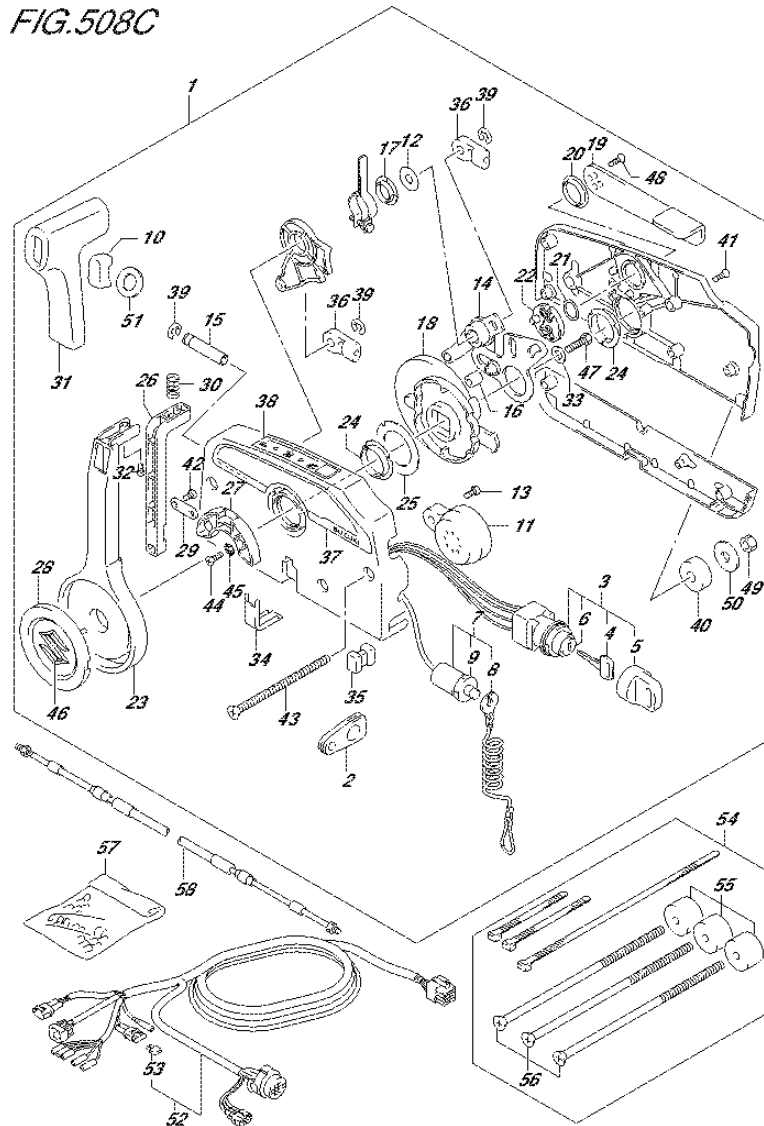
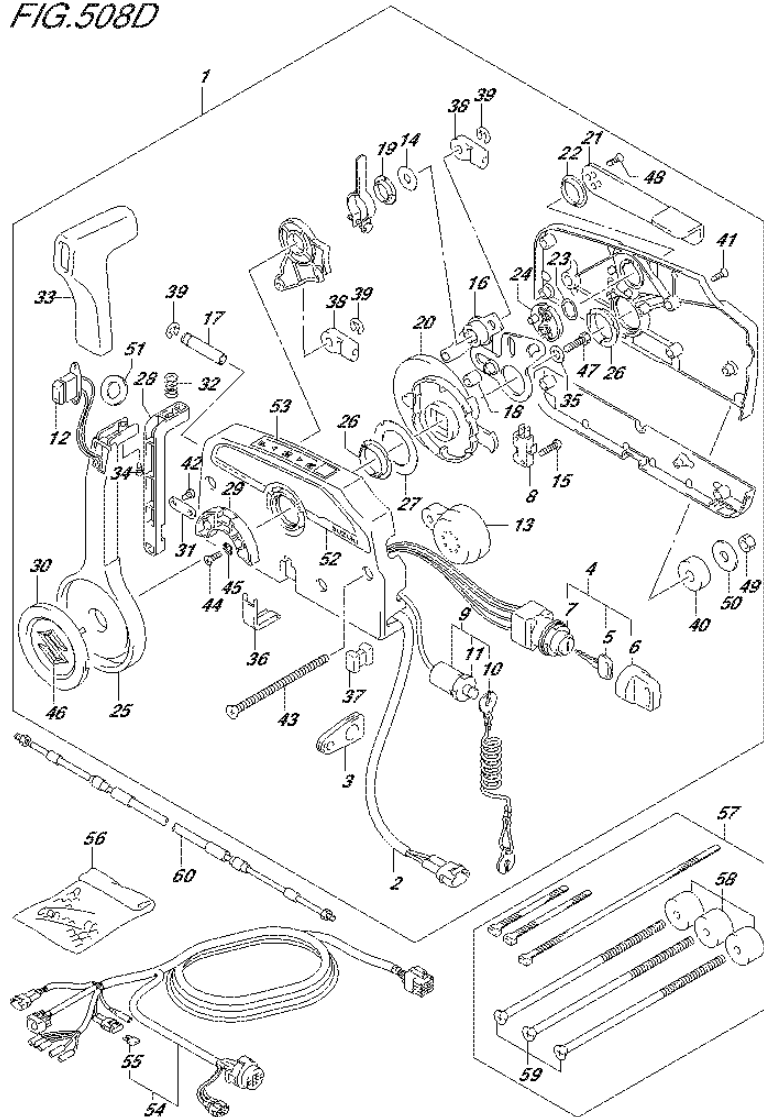


FIG.508C (2-D-10) OPT:REMOTE CONTROL (DF30A P40)

REF NO.	PART NO.	DESCRIPTION	Q'TY	REMARKS
54	67140-95600	ATTACHMENT, TWIN REMOCON KIT	1	
55	67294-95600	.SPACER	3	
56	67296-95621	.SCREW (L:165)	3	
57	36990-87D00	TERMINAL & SLEEVE SET	1	
58-1	67320-93J00	CABLE, REMOCON 8F (2.4M)	1	
58-2	67320-93J10	CABLE, REMOCON 10F (3.1M)	1	
58-3	67320-93J20	CABLE, REMOCON 12F (3.7M)	1	
58-4	67320-93J30	CABLE, REMOCON 14F (4.2M)	1	
58-5	67320-93J40	CABLE, REMOCON 16F (4.8M)	1	
58-6	67320-93J50	CABLE, REMOCON 18F (5.4M)	1	
58-7	67320-93J60	CABLE, REMOCON 20F (6.1M)	1	
58-8	67320-93J70	CABLE, REMOCON 22F (6.7M)	1	
58-9	67320-93J80	CABLE, REMOCON 24F (7.3M)	1	

FIG.508D



DF25A_30A_P01_015_508D
OPT:REMOTE CONTROL

FIG.508D (2-D-11) OPT:REMOTE CONTROL (DF30ATH P01)

REF NO.	PART NO.	DESCRIPTION	Q'TY	REMARKS
1	67200-93J50	REMOTE CONTROL ASSY	1	
2	36646-93J01	.WIRE ASSY, PTT SW ADAPTER	1	
3	36628-92E00	.GROMMET, WIRE HARNESS	1	
4	37110-93J11	.SWITCH ASSY, IGNITION	1	
5-1	37141-99E00	..KEY (931)	2	
5-2	37141-99E10	..KEY (932)	2	
5-3	37141-99E20	..KEY (933)	2	
5-4	37141-99E30	..KEY (934)	2	
5-5	37141-99E40	..KEY (935)	2	
5-6	37141-99E50	..KEY (936)	2	
5-7	37141-99E60	..KEY (937)	2	
5-8	37141-99E70	..KEY (938)	2	
5-9	37141-99E80	..KEY (939)	2	
5-10	37141-99E90	..KEY (940)	2	
5-11	37141-99EA0	..KEY (941)	2	
5-12	37141-99EB0	..KEY (942)	2	
6	37143-99E00	..CAP, KEY	2	
7	37149-93J00	..CAP CYLINDER BODY	1	
8	37721-93J91	.SWITCH, NEUTRAL	1	
9	37820-93J04	.SWITCH ASSY, EMERGENCY	1	
10	37823-92E01	..PLATE	1	
11	37826-92J00	..NUT	1	
12	37850-90J05	.SWITCH ASSY, PTT	1	
13	38500-93J90	.BUZZER	1	
14	67212-95600	.WASHER	1	
15	67296-92E11	.SCREW, NEUTRAL SW	2	
16	67220-95630	.PLATE ASSY	1	
17	67223-99E10	.KNOB, BRAKE ADJ	1	
18	67229-95600	.ROLLER	1	
19	67232-95600	.BUSH	1	
20	67238-87D00	.GEAR, DRIVE	1	
21	67241-99E10	.LEVER, FREE THROTTLE	1	
22	67243-95600	.BUSH	1	
23	67244-95600	.WASHER, WAVE	1	

DF25A_30A_P01_015

FIG.508D

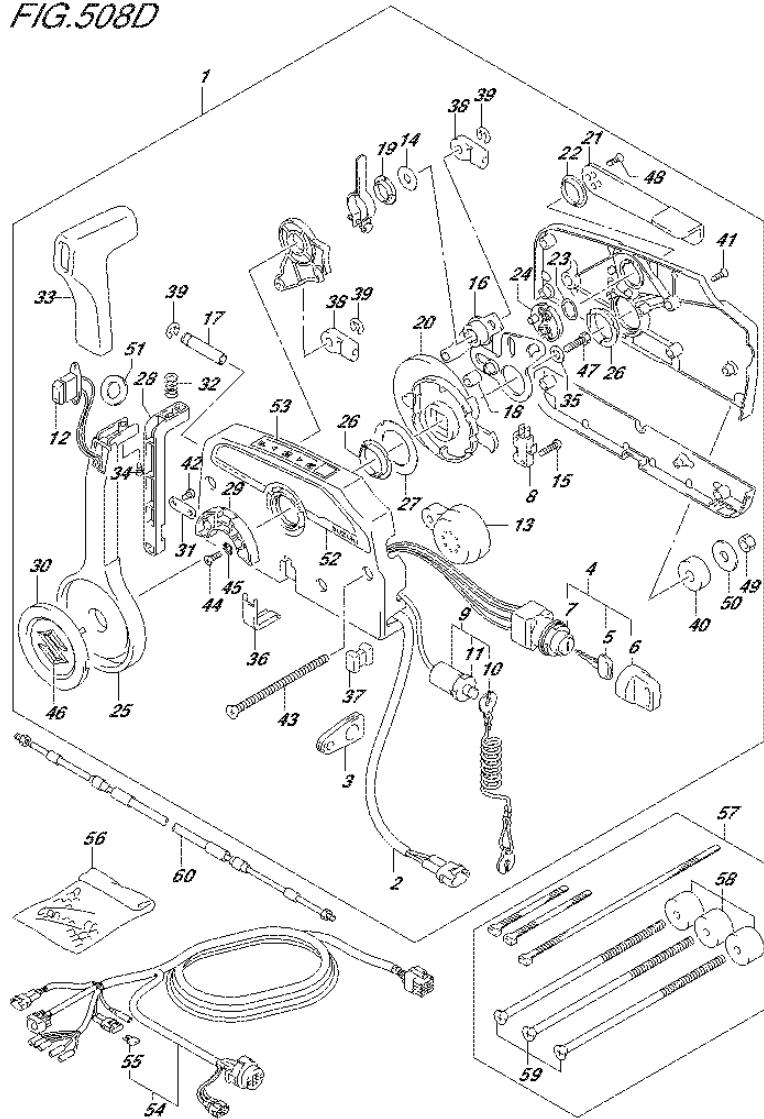


FIG.508D (2-D-12) OPT:REMOTE CONTROL (DF30ATH P01)

REF NO.	PART NO.	DESCRIPTION	Q'TY	REMARKS
24	67245-95600	.DRUM, FREE THROTTLE	1	
25	67251-99E20	.LEVER, HANDLE	1	
26	67252-95600	.BUSH	2	
27	67253-95600	.WASHER	1	
28	67255-99E10	.ARM, LOCK	1	
29	67256-95600	.HOLDER, NEUT LOCK	1	
30	67257-99E10	.CAP, LEVER	1	
31	67258-99E00	.BRACKET, LOCK ARM	1	
32	67259-87D00	.SPRING, NEUTRAL ARM	1	
33	67261-99E10	.GRIP	1	
34	67296-94310	.SCREW	1	
35	67264-95600	.WASHER	1	
36	67267-93J00	.COVER, WIRE	1	
37	67273-95600	.SPACER	1	
38	67275-95600	.END, CABLE	2	
39	67292-94300	.E RING	3	
40	67294-95600	.SPACER	3	
41	67296-90J00	.SCREW	5	
42	67296-94300	.SCREW	2	
43	67296-95600	.SCREW	3	
44	67296-95610	.SCREW	2	
45	67297-95600	.WASHER	2	
46	77811-54GB0-0PG	.EMBLEM, REAR MARK S (CHROME)	1	
47	09100-08232	.BOLT (8X30)	1	
48	09126-05003	.SCREW (5X12)	2	
49	09140-06020	.NUT	3	
50	09160-06104	.WASHER (6.5X24X2)	3	
51	37859-90J00	.SPACER	1	
52	67282-94L00	.DECAL, REMOCON SIDE	1	
53	67284-94L00	.MARK, HANDLE LEVER	1	
54	36620-94L00	WIRE ASSY, REMOTE CONTROL	1	
55	09481-10501	.FUSE (10A)	1	
56	36990-87D00	TERMINAL & SLEEVE SET	1	

FIG.508D

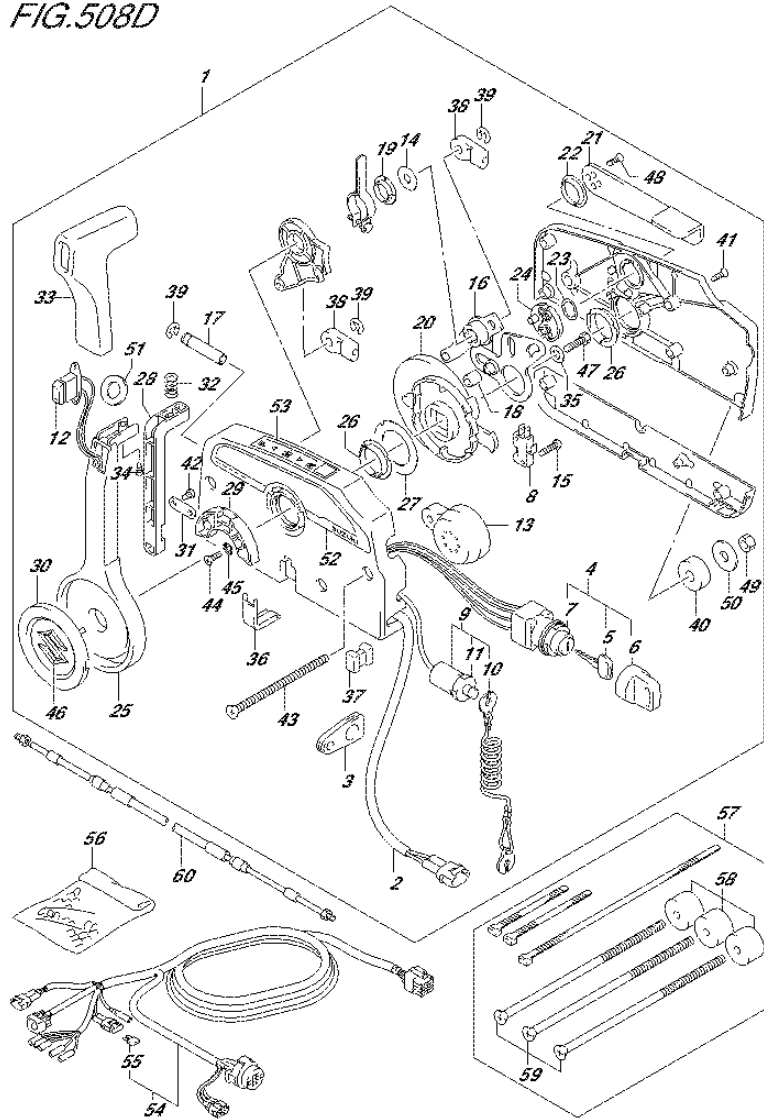


FIG.508D (2-D-13) OPT:REMOTE CONTROL (DF30ATH P01)

REF NO.	PART NO.	DESCRIPTION	Q'TY	REMARKS
57	67140-95600	ATTACHMENT, TWIN REMOCON KIT	1	
58	67294-95600	.SPACER	3	
59	67296-95621	.SCREW (L:165)	3	
60-1	67320-93J00	CABLE, REMOCON 8F (2.4M)	1	
60-2	67320-93J10	CABLE, REMOCON 10F (3.1M)	1	
60-3	67320-93J20	CABLE, REMOCON 12F (3.7M)	1	
60-4	67320-93J30	CABLE, REMOCON 14F (4.2M)	1	
60-5	67320-93J40	CABLE, REMOCON 16F (4.8M)	1	
60-6	67320-93J50	CABLE, REMOCON 18F (5.4M)	1	
60-7	67320-93J60	CABLE, REMOCON 20F (6.1M)	1	
60-8	67320-93J70	CABLE, REMOCON 22F (6.7M)	1	
60-9	67320-93J80	CABLE, REMOCON 24F (7.3M)	1	

FIG.508E

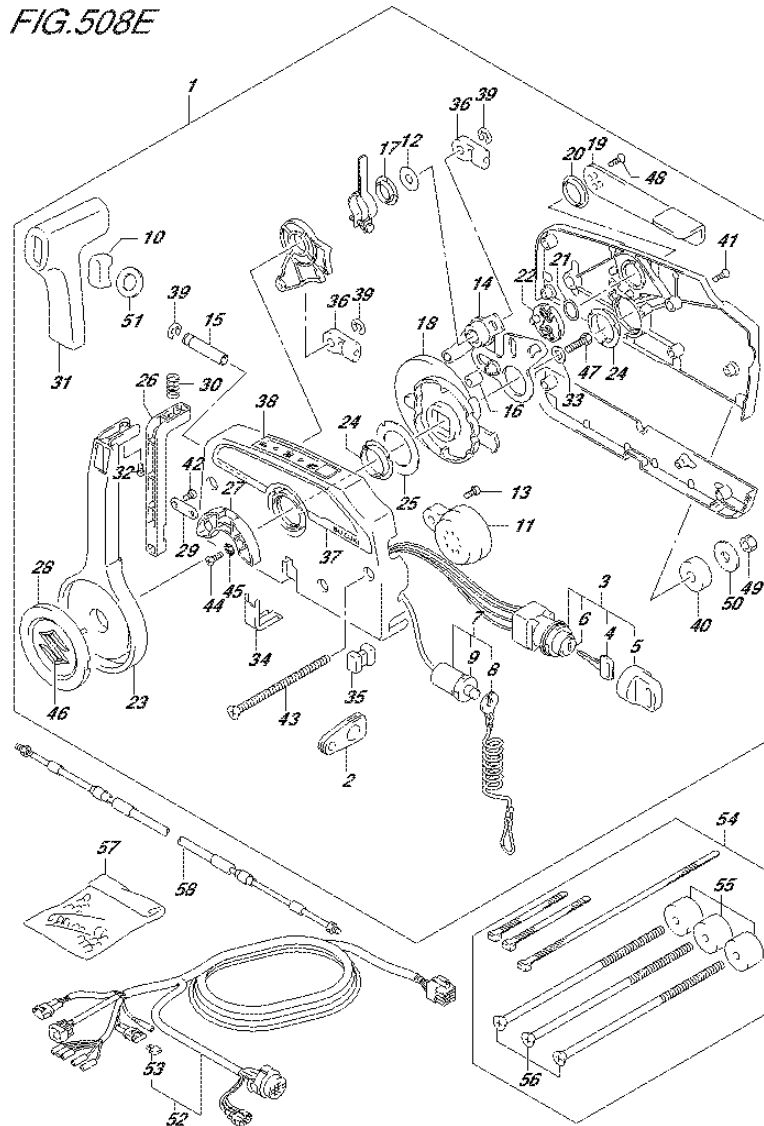


FIG.508E (2-D-14) OPT:REMOTE CONTROL (DF30AQ P01)

REF NO.	PART NO.	DESCRIPTION	Q'TY	REMARKS
1	67200-94J20	REMOTE CONTROL ASSY	1	
2	36628-92E00	..GROMMET, WIRE HARNESS	1	
3	37110-94J02	..SWITCH ASSY, IGNITION	1	
4-1	37141-99E00	..KEY (931)	2	
4-2	37141-99E10	..KEY (932)	2	
4-3	37141-99E20	..KEY (933)	2	
4-4	37141-99E30	..KEY (934)	2	
4-5	37141-99E40	..KEY (935)	2	
4-6	37141-99E50	..KEY (936)	2	
4-7	37141-99E60	..KEY (937)	2	
4-8	37141-99E70	..KEY (938)	2	
4-9	37141-99E80	..KEY (939)	2	
4-10	37141-99E90	..KEY (940)	2	
4-11	37141-99EA0	..KEY (941)	2	
4-12	37141-99EB0	..KEY (942)	2	
5	37143-99E00	..CAP, KEY	2	
6	37149-93J00	..CAP, CYLINDER BODY	1	
7	37820-93J04	..SWITCH ASSY, EMERGENCY	1	
8	37823-92E01	..PLATE	1	
9	37826-92J00	..NUT	1	
10	37864-94J10	..CAP, PTT SWITCH	1	
11	38500-93J00	..BUZZER	1	
12	67212-95600	..WASHER	1	
13	67214-92E00	..SCREW (5X10)	1	
14	67220-95630	..PLATE ASSY	1	
15	67223-99E10	..KNOB, BRAKE ADJUST	1	
16	67229-95600	..ROLLER	1	
17	67232-95600	..BUSH	1	
18	67238-87D00	..GEAR, DRIVE	1	
19	67241-99E10	..LEVER, FREE THROTTLE	1	
20	67243-95600	..BUSH	1	

FIG.508E

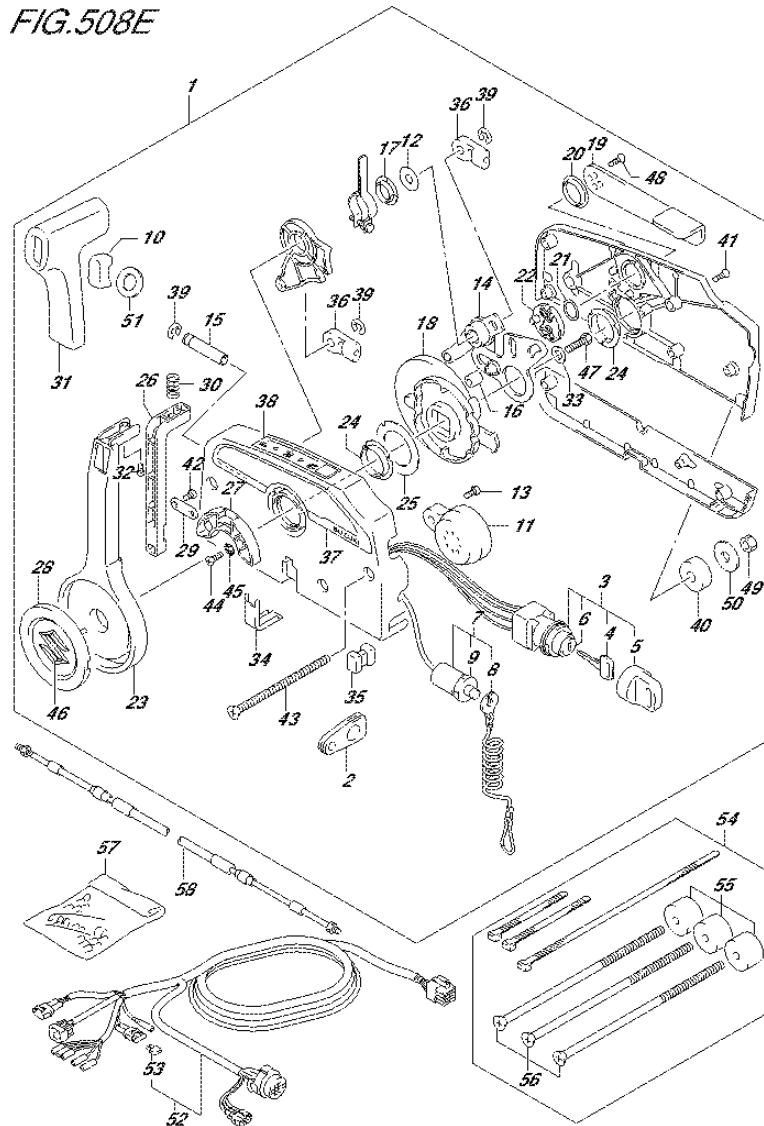


FIG.508E (2-D-15) OPT:REMOTE CONTROL (DF30AQ P01)

REF NO.	PART NO.	DESCRIPTION	Q'TY	REMARKS
21	67244-95600	.WASHER, WAVE	1	
22	67245-95600	.DRUM, FREE THROTTLE	1	
23	67251-99E20	.LEVER, HANDLE	1	
24	67252-95600	.BUSH	2	
25	67253-95600	.WASHER	1	
26	67255-99E10	.ARM, LOCK	1	
27	67256-95600	.HOLDER, NEUT LOCK	1	
28	67257-99E10	.CAP, LEVER	1	
29	67258-99E00	.BRACKET, LOCK ARM	1	
30	67259-87D00	.SPRING, NEUTRAL ARM	1	
31	67261-99E10	.GRIP	1	
32	67296-94310	.SCREW	1	
33	67264-95600	.WASHER	1	
34	67267-93J00	.COVER, WIRE	1	
35	67273-95600	.SPACER	1	
36	67275-95600	.END, CABLE	2	
37	67282-94L00	.DECAL, REMOCON SIDE	1	
38	67284-94L00	.MARK, HANDLE LEVER	1	
39	67292-94300	.E RING	3	
40	67294-95600	.SPACER	3	
41	67296-90J00	.SCREW	5	
42	67296-94300	.SCREW	2	
43	67296-95600	.SCREW	3	
44	67296-95610	.SCREW	2	
45	67297-95600	.WASHER	2	
46	77811-54GB0-0PG	.EMBLEM, REAR MARK S (CHROME)	1	
47	09100-08232	.BOLT (8X30)	1	
48	09126-05003	.SCREW (5X12)	2	
49	09140-06020	.NUT	3	
50	09160-06104	.WASHER (6.5X24X2)	3	
51	37859-90J00	.SPACER	1	
52	36620-94L00	.WIRE ASSY, REMOTE CONTROL	1	
53	09481-10501	.FUSE (10A)	1	

FIG.508E

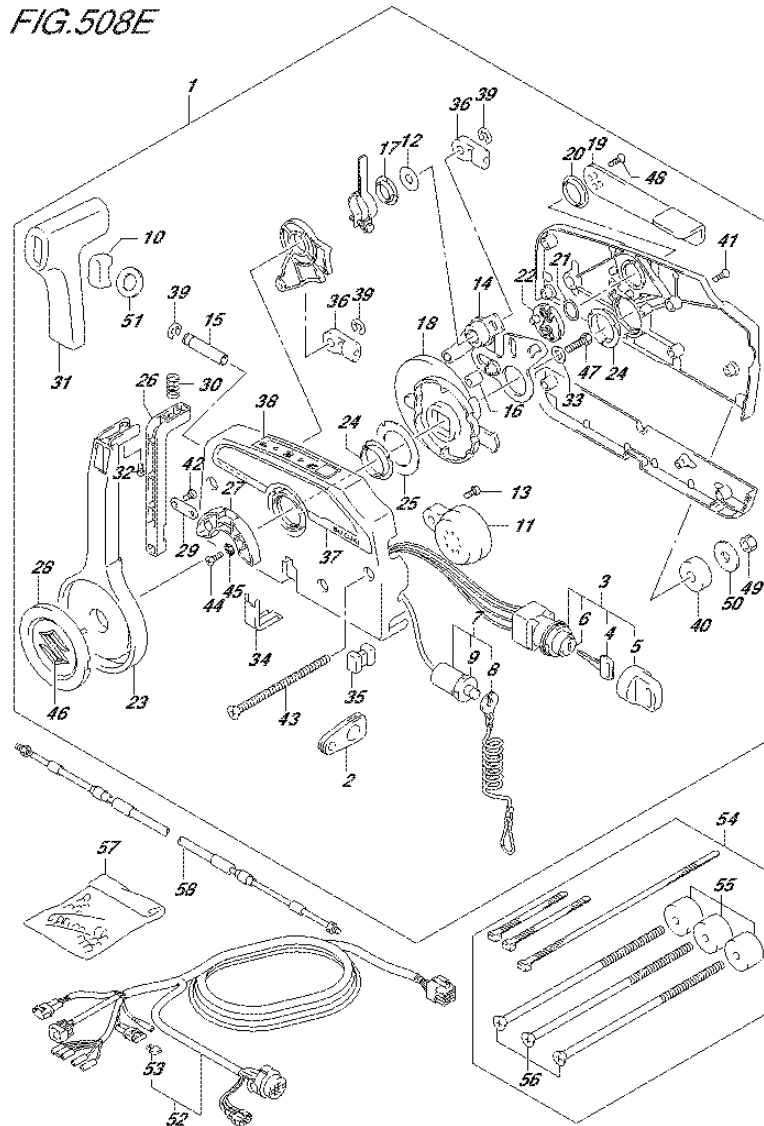


FIG.508E (2-E-2) OPT:REMOTE CONTROL (DF30AQ P01)

REF NO.	PART NO.	DESCRIPTION	Q'TY	REMARKS
54	67140-95600	ATTACHMENT, TWIN REMOCON KIT	1	
55	67294-95600	.SPACER	3	
56	67296-95621	.SCREW (L:165)	3	
57	36990-87D00	TERMINAL & SLEEVE SET	1	
58-1	67320-93J00	CABLE, REMOCON 8F (2.4M)	1	
58-2	67320-93J10	CABLE, REMOCON 10F (3.1M)	1	
58-3	67320-93J20	CABLE, REMOCON 12F (3.7M)	1	
58-4	67320-93J30	CABLE, REMOCON 14F (4.2M)	1	
58-5	67320-93J40	CABLE, REMOCON 16F (4.8M)	1	
58-6	67320-93J50	CABLE, REMOCON 18F (5.4M)	1	
58-7	67320-93J60	CABLE, REMOCON 20F (6.1M)	1	
58-8	67320-93J70	CABLE, REMOCON 22F (6.7M)	1	
58-9	67320-93J80	CABLE, REMOCON 24F (7.3M)	1	

FIG.513A

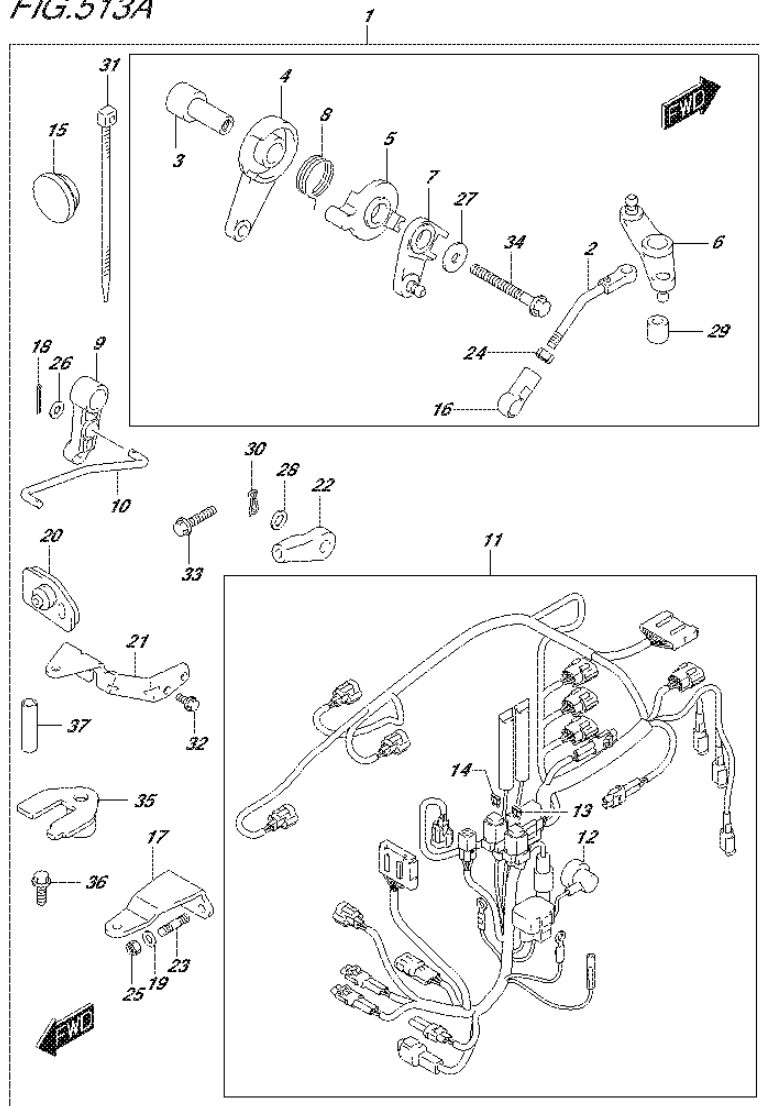


FIG.513A (2-E-3) OPT:REMOTE CONTROL PARTS (DF25A P01)

REF NO.	PART NO.	DESCRIPTION	Q'TY	REMARKS
1	67130-94L00	PARTS SET, R/CON	1	
2	13510-94L00	.ROD, THROTTLE NO.1	1	
3	19116-94L00	.BRACKET, THROTTLE LEVER	1	
4	19120-99J11	.LEVER, THROTTLE CONTROL	1	
5	19122-99J00	.LEVER, INTERLINK THROTTLE NO.2	1	
6	19140-94L00	.LEVER, THROTTLE NO.2	1	
7	19140-94L20	.LEVER, THROTTLE CONTROL NO.2	1	
8	19185-99J00	.SPRING, THROTTLE LEVER	1	
9	21110-94L00	.LEVER, CLUTCH CONTROL	1	
10	23115-94L10	.LINK, CLUTCH LEVER	1	
11	36610-94L20	.HARNES ASSY, WIRING	1	
12	36618-43410	..CAP, OIL PRESSURE SWITCH	1	
13	09481-10501	..FUSE (10A)	1	
14	09481-30501	..FUSE (30A)	1	
15	37163-89L00	.PLUG, STARTING SWITCH HOLE	1	
16	19131-95502	.CONNECTOR	1	
17	43755-94L00	.ATTACHMENT, STEERING BRACKET	1	
18	09204-01002	.PIN	2	
19	09160-08082	.WASHER (8.5X16X1.2)	2	
20	61124-94L10	.GROMMET, R/CON CABLE	1	
21	67341-94L00	.HOLDER, R/CON CABLE	1	
22	67467-89J01	.CONNECTOR	2	
23	09108-08286	.STUD BOLT	2	
24	09140-05005	.NUT	1	
25	09159-08059	.NUT	2	
26	09160-05029	.WASHER (5.5X12X0.8)	2	
27	09160-06046	.WASHER (6.5X20X1.5)	2	
28	09160-06055	.WASHER (7X12X1)	2	
29	09180-06230	.SPACER (6.2X12.6X12.5)	1	
30	09385-06012	.CLIP	2	

FIG.513A

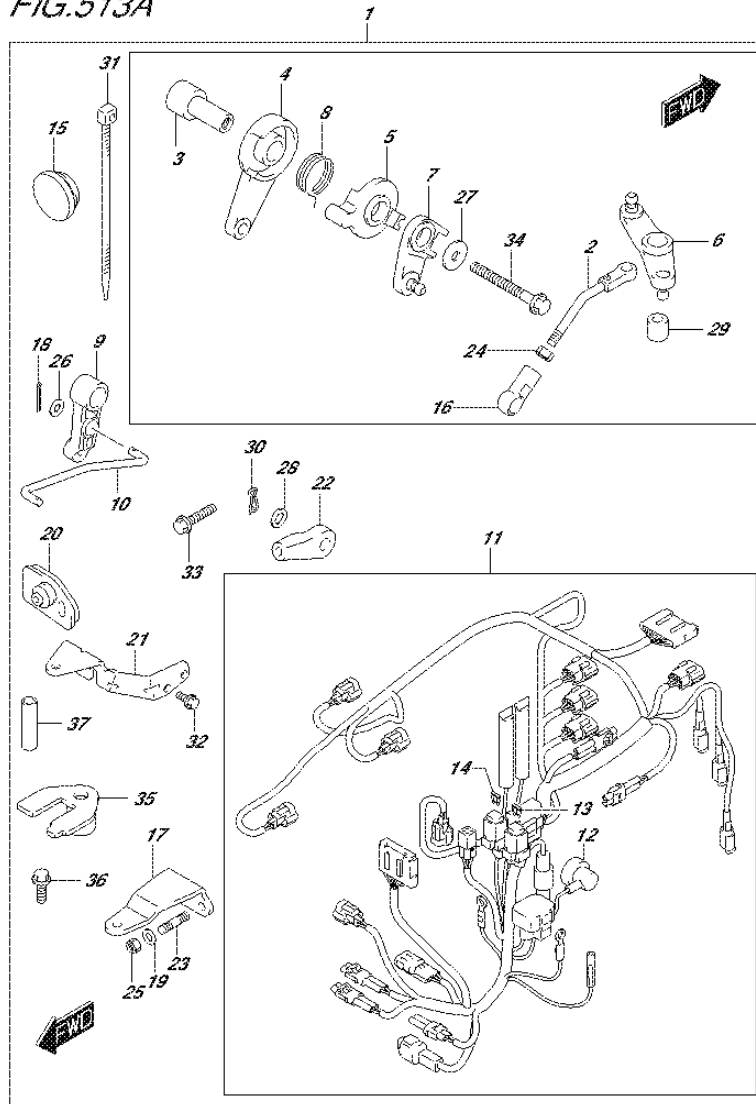


FIG.513A (2-E-4) OPT:REMOTE CONTROL PARTS (DF25A P01)

REF NO.	PART NO.	DESCRIPTION	Q'TY	REMARKS
31	09407-14407	.CLAMP (L:145)	2	
32	01547-06167	.BOLT	2	
33	01550-06257	.BOLT	1	
34	01550-06557	.BOLT	1	
35	67343-94L00	.STOPPER, R/CON CABLE	1	
36	09116-06225	.BOLT (6X15)	1	
37	09352-70103-600	.CUSHION	2	L:600->14

FIG.513B

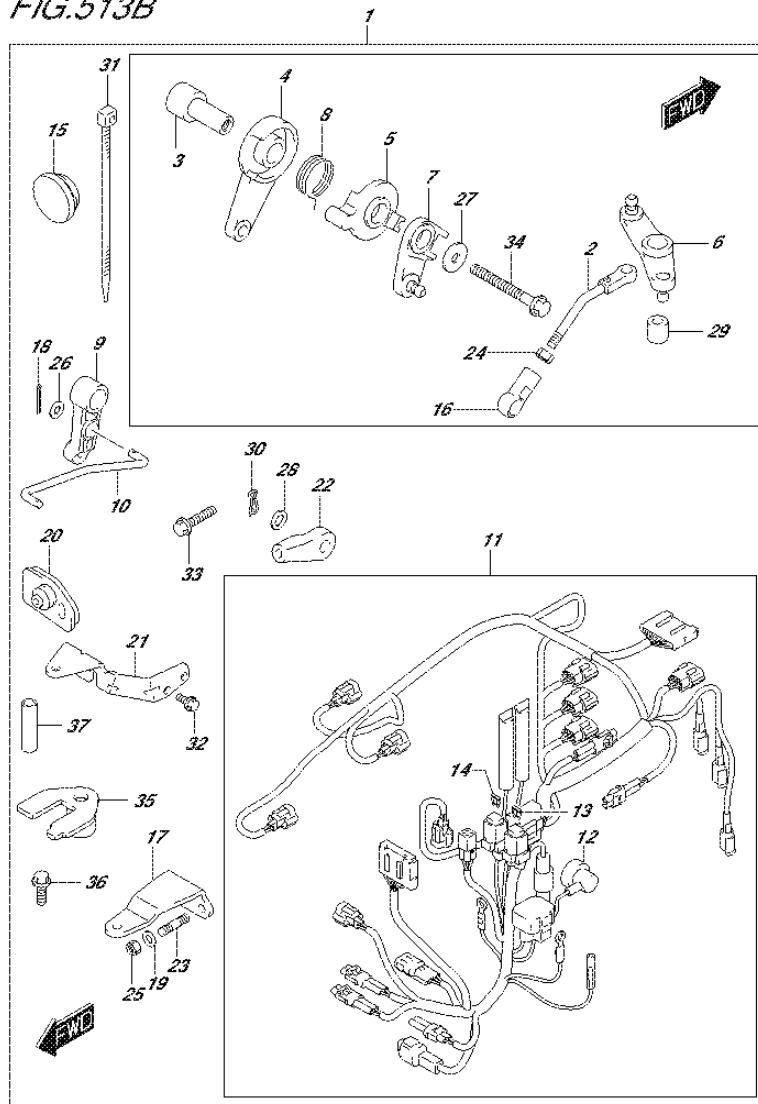


FIG.513B (2-E-5) OPT:REMOTE CONTROL PARTS (DF25ATH P01)

REF NO.	PART NO.	DESCRIPTION	Q'TY	REMARKS
1	67130-94L00	PARTS SET, R/CON	1	
2	13510-94L00	.ROD, THROTTLE NO.1	1	
3	19116-94L00	.BRACKET, THROTTLE LEVER	1	
4	19120-99J11	.LEVER, THROTTLE CONTROL	1	
5	19122-99J00	.LEVER, INTERLINK THROTTLE NO.2	1	
6	19140-94L00	.LEVER, THROTTLE NO.2	1	
7	19140-94L20	.LEVER, THROTTLE CONTROL NO.2	1	
8	19185-99J00	.SPRING, THROTTLE LEVER	1	
9	21110-94L00	.LEVER, CLUTCH CONTROL	1	
10	23115-94L10	.LINK, CLUTCH LEVER	1	
11	36610-94L20	.HARNES ASSY, WIRING	1	
12	36618-43410	..CAP, OIL PRESSURE SWITCH	1	
13	09481-10501	..FUSE (10A)	1	
14	09481-30501	..FUSE (30A)	1	
15	37163-89L00	.PLUG, STARTING SWITCH HOLE	1	
16	19131-95502	.CONNECTOR	1	
17	43755-94L00	.ATTACHMENT, STEERING BRACKET	1	
18	09204-01002	.PIN	2	
19	09160-08082	.WASHER (8.5X16X1.2)	2	
20	61124-94L10	.GROMMET, R/CON CABLE	1	
21	67341-94L00	.HOLDER, R/CON CABLE	1	
22	67467-89J01	.CONNECTOR	2	
23	09108-08286	.STUD BOLT	2	
24	09140-05005	.NUT	1	
25	09159-08059	.NUT	2	
26	09160-05029	.WASHER (5.5X12X0.8)	2	
27	09160-06046	.WASHER (6.5X20X1.5)	2	
28	09160-06055	.WASHER (7X12X1)	2	
29	09180-06230	.SPACER (6.2X12.6X12.5)	1	
30	09385-06012	.CLIP	2	
31	09407-14407	.CLAMP (L:145)	2	
32	01547-06167	.BOLT	2	
33	01550-06257	.BOLT	1	

FIG.513B

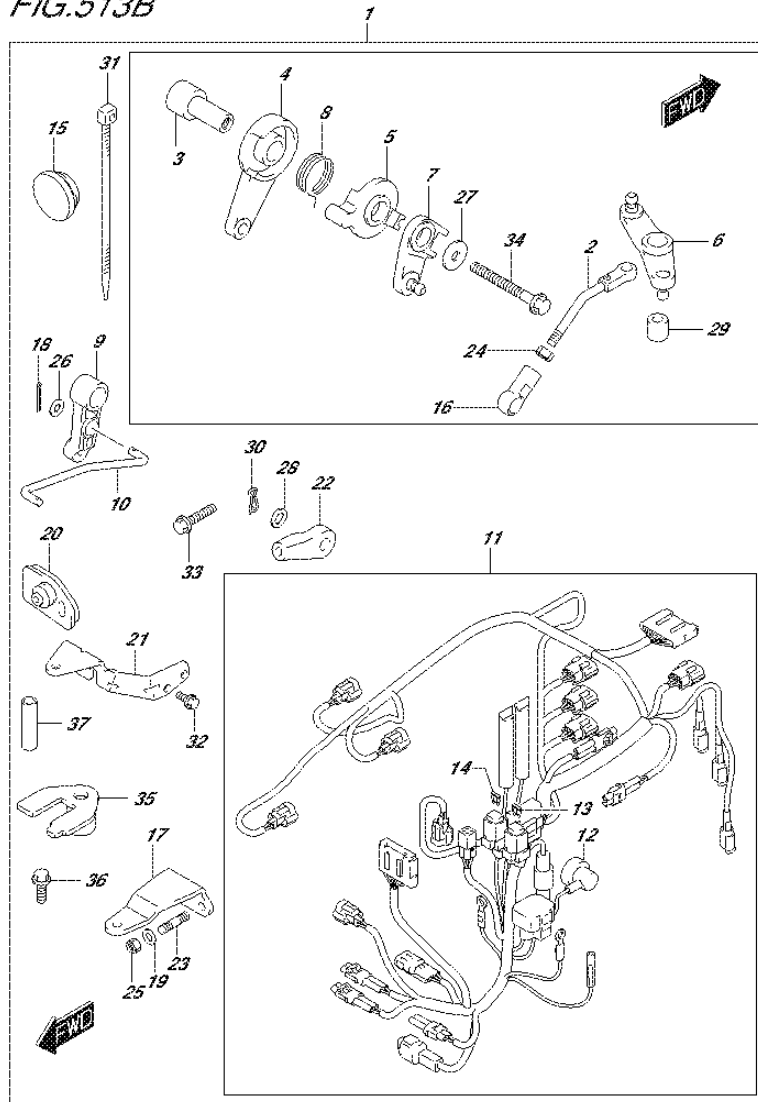


FIG.513B (2-E-6) OPT:REMOTE CONTROL PARTS (DF25ATH P01)

REF NO.	PART NO.	DESCRIPTION	Q'TY	REMARKS
34	01550-06557	.BOLT	1	
35	67343-94L00	.STOPPER, R/CON CABLE	1	
36	09116-06225	.BOLT (6X15)	1	
37	09352-70103-600	.CUSHION	2	L:600->14

FIG.513C

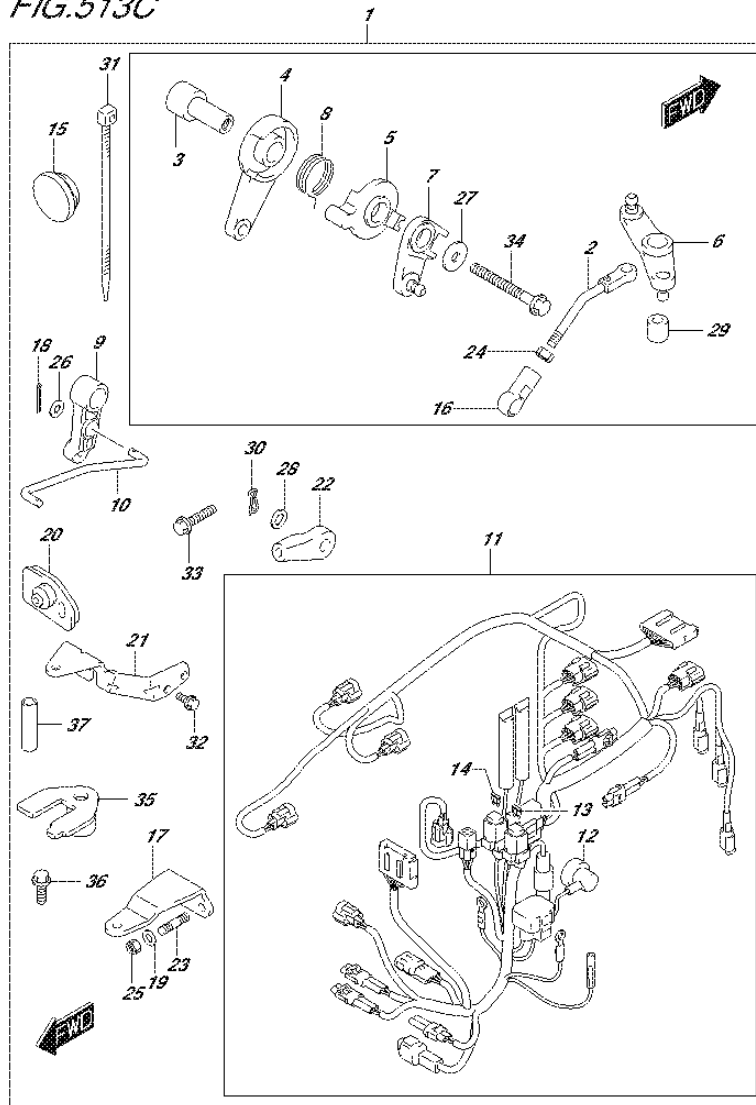


FIG.513C (2-E-7) OPT:REMOTE CONTROL PARTS (DF30A P40)

REF NO.	PART NO.	DESCRIPTION	Q'TY	REMARKS
1	67130-94L00	PARTS SET, R/CON	1	
2	13510-94L00	.ROD, THROTTLE NO.1	1	
3	19116-94L00	.BRACKET, THROTTLE LEVER	1	
4	19120-99J11	.LEVER, THROTTLE CONTROL	1	
5	19122-99J00	.LEVER, INTERLINK THROTTLE NO.2	1	
6	19140-94L00	.LEVER, THROTTLE NO.2	1	
7	19140-94L20	.LEVER, THROTTLE CONTROL NO.2	1	
8	19185-99J00	.SPRING, THROTTLE LEVER	1	
9	21110-94L00	.LEVER, CLUTCH CONTROL	1	
10	23115-94L10	.LINK, CLUTCH LEVER	1	
11	36610-94L20	.HARNES ASSY, WIRING	1	
12	36618-43410	..CAP, OIL PRESSURE SWITCH	1	
13	09481-10501	..FUSE (10A)	1	
14	09481-30501	..FUSE (30A)	1	
15	37163-89L00	.PLUG, STARTING SWITCH HOLE	1	
16	19131-95502	.CONNECTOR	1	
17	43755-94L00	.ATTACHMENT, STEERING BRACKET	1	
18	09204-01002	.PIN	2	
19	09160-08082	.WASHER (8.5X16X1.2)	2	
20	61124-94L10	.GROMMET, R/CON CABLE	1	
21	67341-94L00	.HOLDER, R/CON CABLE	1	
22	67467-89J01	.CONNECTOR	2	
23	09108-08286	.STUD BOLT	2	
24	09140-05005	.NUT	1	
25	09159-08059	.NUT	2	
26	09160-05029	.WASHER (5.5X12X0.8)	2	
27	09160-06046	.WASHER (6.5X20X1.5)	2	
28	09160-06055	.WASHER (7X12X1)	2	
29	09180-06230	.SPACER (6.2X12.6X12.5)	1	
30	09385-06012	.CLIP	2	
31	09407-14407	.CLAMP (L:145)	2	
32	01547-06167	.BOLT	2	
33	01550-06257	.BOLT	1	

FIG.513C

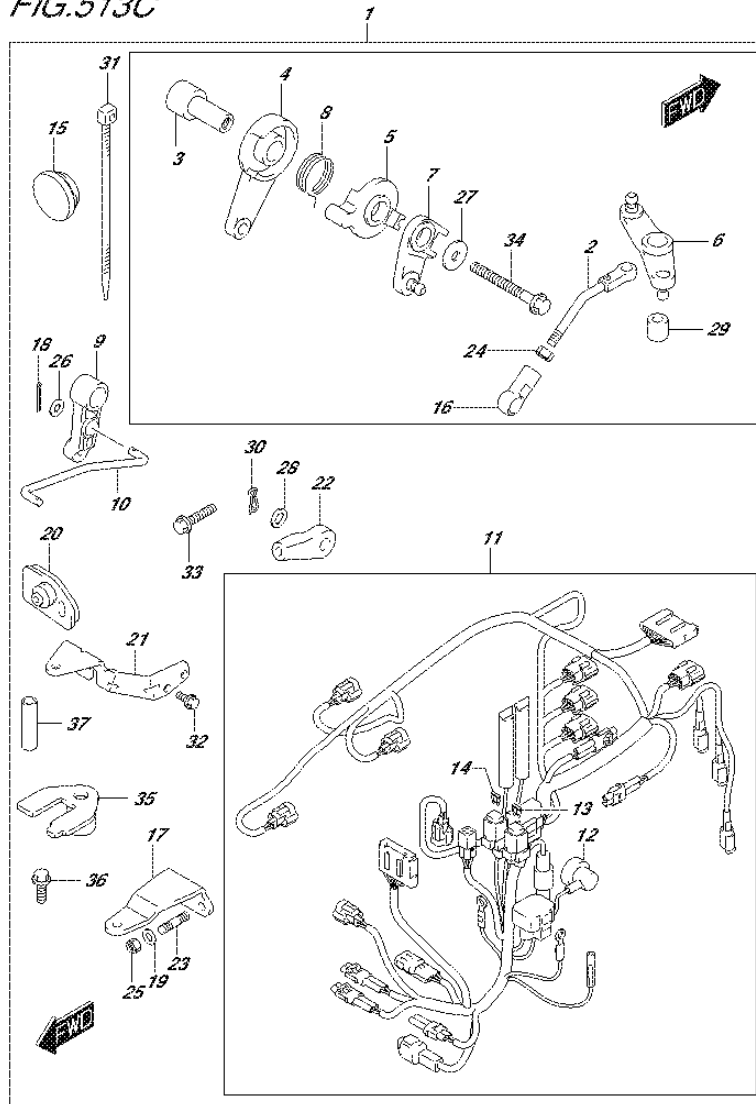


FIG.513C (2-E-8) OPT:REMOTE CONTROL PARTS (DF30A P40)

REF NO.	PART NO.	DESCRIPTION	Q'TY	REMARKS
34	01550-06557	.BOLT	1	
35	67343-94L00	.STOPPER, R/CON CABLE	1	
36	09116-06225	.BOLT (6X15)	1	
37	09352-70103-600	.CUSHION	2	L:600->14

FIG.513D

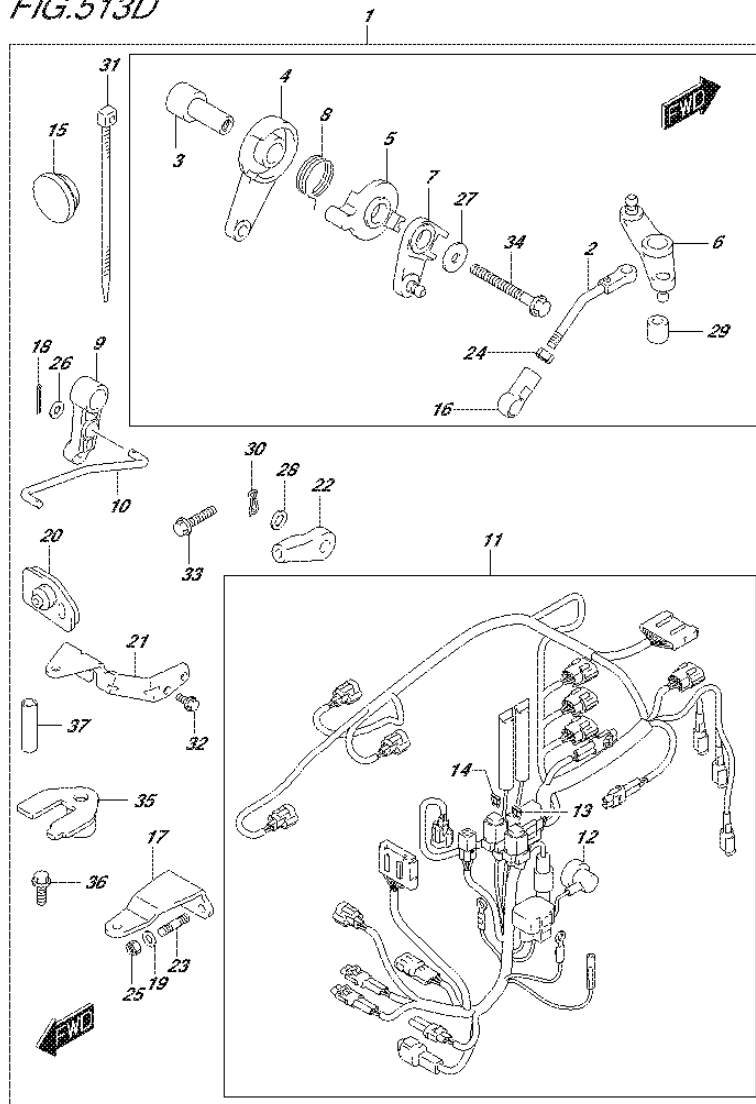


FIG.513D (2-E-9) OPT:REMOTE CONTROL PARTS (DF30ATH P01)

REF NO.	PART NO.	DESCRIPTION	Q'TY	REMARKS
1	67130-94L00	PARTS SET, R/CON	1	
2	13510-94L00	.ROD, THROTTLE NO.1	1	
3	19116-94L00	.BRACKET, THROTTLE LEVER	1	
4	19120-99J11	.LEVER, THROTTLE CONTROL	1	
5	19122-99J00	.LEVER, INTERLINK THROTTLE NO.2	1	
6	19140-94L00	.LEVER, THROTTLE NO.2	1	
7	19140-94L20	.LEVER, THROTTLE CONTROL NO.2	1	
8	19185-99J00	.SPRING, THROTTLE LEVER	1	
9	21110-94L00	.LEVER, CLUTCH CONTROL	1	
10	23115-94L10	.LINK, CLUTCH LEVER	1	
11	36610-94L20	.HARNES ASSY, WIRING	1	
12	36618-43410	..CAP, OIL PRESSURE SWITCH	1	
13	09481-10501	..FUSE (10A)	1	
14	09481-30501	..FUSE (30A)	1	
15	37163-89L00	.PLUG, STARTING SWITCH HOLE	1	
16	19131-95502	.CONNECTOR	1	
17	43755-94L00	.ATTACHMENT, STEERING BRACKET	1	
18	09204-01002	.PIN	2	
19	09160-08082	.WASHER (8.5X16X1.2)	2	
20	61124-94L10	.GROMMET, R/CON CABLE	1	
21	67341-94L00	.HOLDER, R/CON CABLE	1	
22	67467-89J01	.CONNECTOR	2	
23	09108-08286	.STUD BOLT	2	
24	09140-05005	.NUT	1	
25	09159-08059	.NUT	2	
26	09160-05029	.WASHER (5.5X12X0.8)	2	
27	09160-06046	.WASHER (6.5X20X1.5)	2	
28	09160-06055	.WASHER (7X12X1)	2	
29	09180-06230	.SPACER (6.2X12.6X12.5)	1	
30	09385-06012	.CLIP	2	
31	09407-14407	.CLAMP (L:145)	2	
32	01547-06167	.BOLT	2	
33	01550-06257	.BOLT	1	

FIG.513D

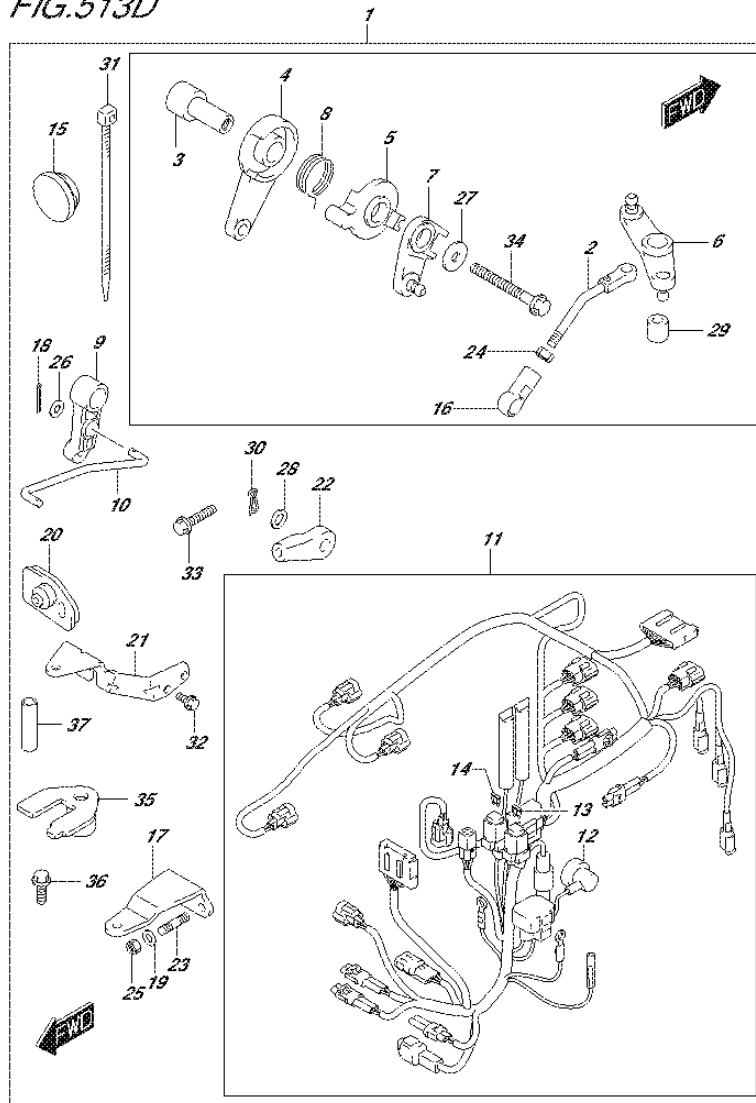


FIG.513D (2-E-10) OPT:REMOTE CONTROL PARTS (DF30ATH P01)

REF NO.	PART NO.	DESCRIPTION	Q'TY	REMARKS
34	01550-06557	.BOLT	1	
35	67343-94L00	.STOPPER, R/CON CABLE	1	
36	09116-06225	.BOLT (6X15)	1	
37	09352-70103-600	.CUSHION	2	L:600->14

FIG.513E

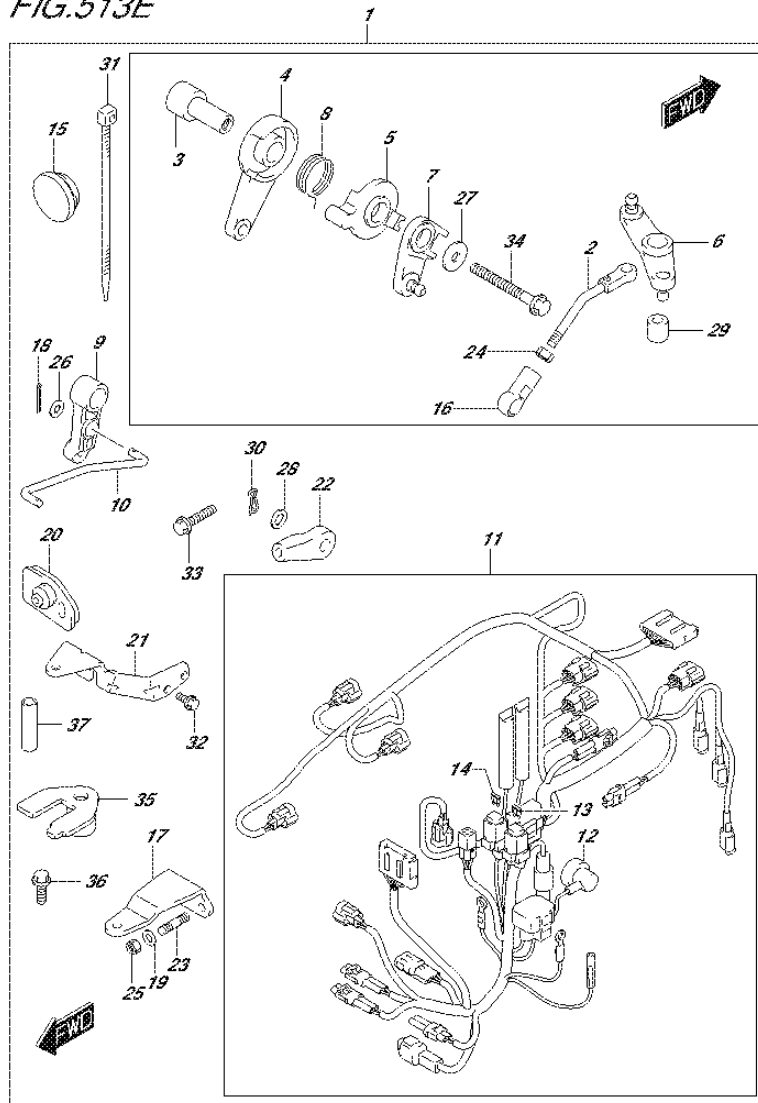


FIG.513E (2-E-11) OPT:REMOTE CONTROL PARTS (DF30AQ P01)

REF NO.	PART NO.	DESCRIPTION	Q'TY	REMARKS
1	67130-94L00	PARTS SET, R/CON	1	
2	13510-94L00	.ROD, THROTTLE NO.1	1	
3	19116-94L00	.BRACKET, THROTTLE LEVER	1	
4	19120-99J11	.LEVER, THROTTLE CONTROL	1	
5	19122-99J00	.LEVER, INTERLINK THROTTLE NO.2	1	
6	19140-94L00	.LEVER, THROTTLE NO.2	1	
7	19140-94L20	.LEVER, THROTTLE CONTROL NO.2	1	
8	19185-99J00	.SPRING, THROTTLE LEVER	1	
9	21110-94L00	.LEVER, CLUTCH CONTROL	1	
10	23115-94L10	.LINK, CLUTCH LEVER	1	
11	36610-94L20	.HARNES ASSY, WIRING	1	
12	36618-43410	..CAP, OIL PRESSURE SWITCH	1	
13	09481-10501	..FUSE (10A)	1	
14	09481-30501	..FUSE (30A)	1	
15	37163-89L00	.PLUG, STARTING SWITCH HOLE	1	
16	19131-95502	.CONNECTOR	1	
17	43755-94L00	.ATTACHMENT, STEERING BRACKET	1	
18	09204-01002	.PIN	2	
19	09160-08082	.WASHER (8.5X16X1.2)	2	
20	61124-94L10	.GROMMET, R/CON CABLE	1	
21	67341-94L00	.HOLDER, R/CON CABLE	1	
22	67467-89J01	.CONNECTOR	2	
23	09108-08286	.STUD BOLT	2	
24	09140-05005	.NUT	1	
25	09159-08059	.NUT	2	
26	09160-05029	.WASHER (5.5X12X0.8)	2	
27	09160-06046	.WASHER (6.5X20X1.5)	2	
28	09160-06055	.WASHER (7X12X1)	2	
29	09180-06230	.SPACER (6.2X12.6X12.5)	1	
30	09385-06012	.CLIP	2	
31	09407-14407	.CLAMP (L:145)	2	
32	01547-06167	.BOLT	2	
33	01550-06257	.BOLT	1	

FIG.513E

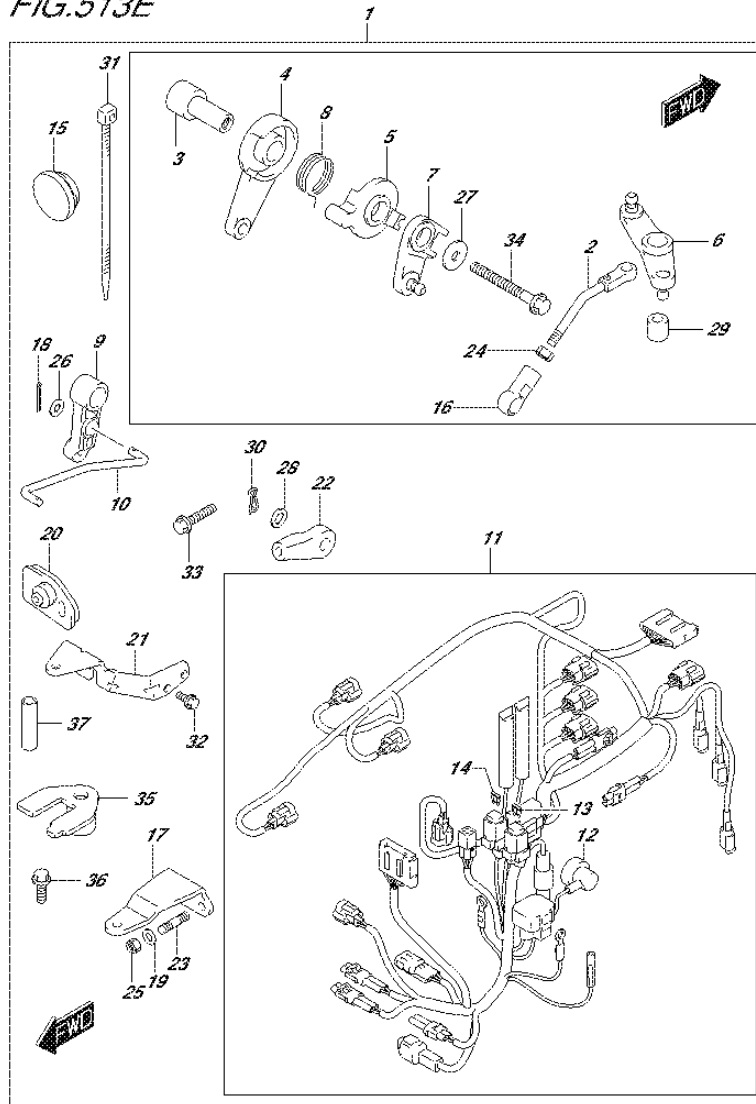


FIG.513E (2-E-12) OPT:REMOTE CONTROL PARTS (DF30AQ P01)

REF NO.	PART NO.	DESCRIPTION	Q'TY	REMARKS
34	01550-06557	.BOLT	1	
35	67343-94L00	.STOPPER, R/CON CABLE	1	
36	09116-06225	.BOLT (6X15)	1	
37	09352-70103-600	.CUSHION	2	L:600->14

FIG.515A

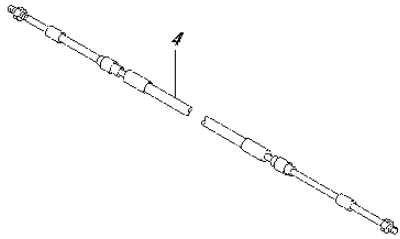
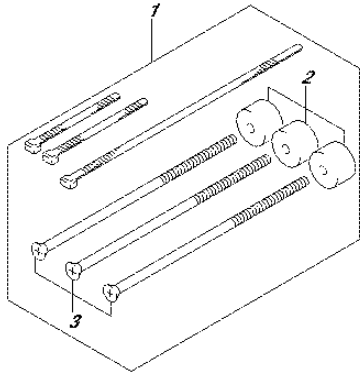


FIG.515A (2-E-13) OPT:REMOCON CABLE (DF25AR P01)

REF NO.	PART NO.	DESCRIPTION	Q'TY	REMARKS
1	67140-95600	ATTACHMENT, TWIN REMOCON KIT	1	
2	67294-95600	.SPACER	3	
3	67296-95621	.SCREW (L:165)	3	
4-1	67320-93J00	CABLE, REMOCON 8F (2.4M)	1	
4-2	67320-93J10	CABLE, REMOCON 10F (3.1M)	1	
4-3	67320-93J20	CABLE, REMOCON 12F (3.7M)	1	
4-4	67320-93J30	CABLE, REMOCON 14F (4.2M)	1	
4-5	67320-93J40	CABLE, REMOCON 16F (4.8M)	1	
4-6	67320-93J50	CABLE, REMOCON 18F (5.4M)	1	
4-7	67320-93J60	CABLE, REMOCON 20F (6.1M)	1	
4-8	67320-93J70	CABLE, REMOCON 22F (6.7M)	1	
4-9	67320-93J80	CABLE, REMOCON 24F (7.3M)	1	

FIG.515B

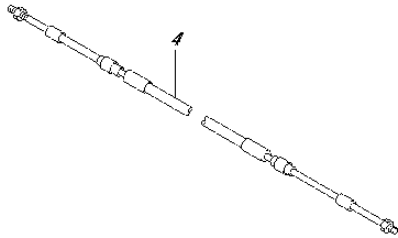
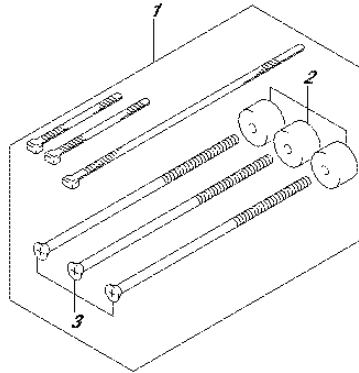


FIG.515B (2-E-14) OPT:REMOCON CABLE (DF25AT P01)

REF NO.	PART NO.	DESCRIPTION	Q'TY	REMARKS
1	67140-95600	ATTACHMENT, TWIN REMOCON KIT	1	
2	67294-95600	.SPACER	3	
3	67296-95621	.SCREW (L:165)	3	
4-1	67320-93J00	CABLE, REMOCON 8F (2.4M)	1	
4-2	67320-93J10	CABLE, REMOCON 10F (3.1M)	1	
4-3	67320-93J20	CABLE, REMOCON 12F (3.7M)	1	
4-4	67320-93J30	CABLE, REMOCON 14F (4.2M)	1	
4-5	67320-93J40	CABLE, REMOCON 16F (4.8M)	1	
4-6	67320-93J50	CABLE, REMOCON 18F (5.4M)	1	
4-7	67320-93J60	CABLE, REMOCON 20F (6.1M)	1	
4-8	67320-93J70	CABLE, REMOCON 22F (6.7M)	1	
4-9	67320-93J80	CABLE, REMOCON 24F (7.3M)	1	

FIG.515C

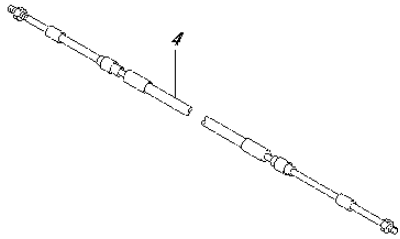
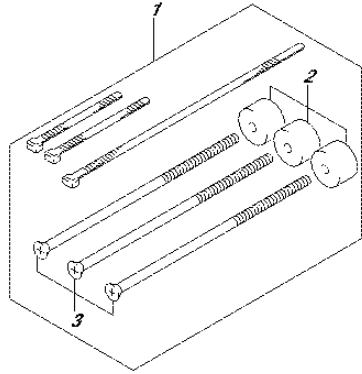


FIG.515C (2-E-15) OPT:REMOCON CABLE (DF30AT P01)

REF NO.	PART NO.	DESCRIPTION	Q'TY	REMARKS
1	67140-95600	ATTACHMENT, TWIN REMOCON KIT	1	
2	67294-95600	.SPACER	3	
3	67296-95621	.SCREW (L:165)	3	
4-1	67320-93J00	CABLE, REMOCON 8F (2.4M)	1	
4-2	67320-93J10	CABLE, REMOCON 10F (3.1M)	1	
4-3	67320-93J20	CABLE, REMOCON 12F (3.7M)	1	
4-4	67320-93J30	CABLE, REMOCON 14F (4.2M)	1	
4-5	67320-93J40	CABLE, REMOCON 16F (4.8M)	1	
4-6	67320-93J50	CABLE, REMOCON 18F (5.4M)	1	
4-7	67320-93J60	CABLE, REMOCON 20F (6.1M)	1	
4-8	67320-93J70	CABLE, REMOCON 22F (6.7M)	1	
4-9	67320-93J80	CABLE, REMOCON 24F (7.3M)	1	

FIG.517A

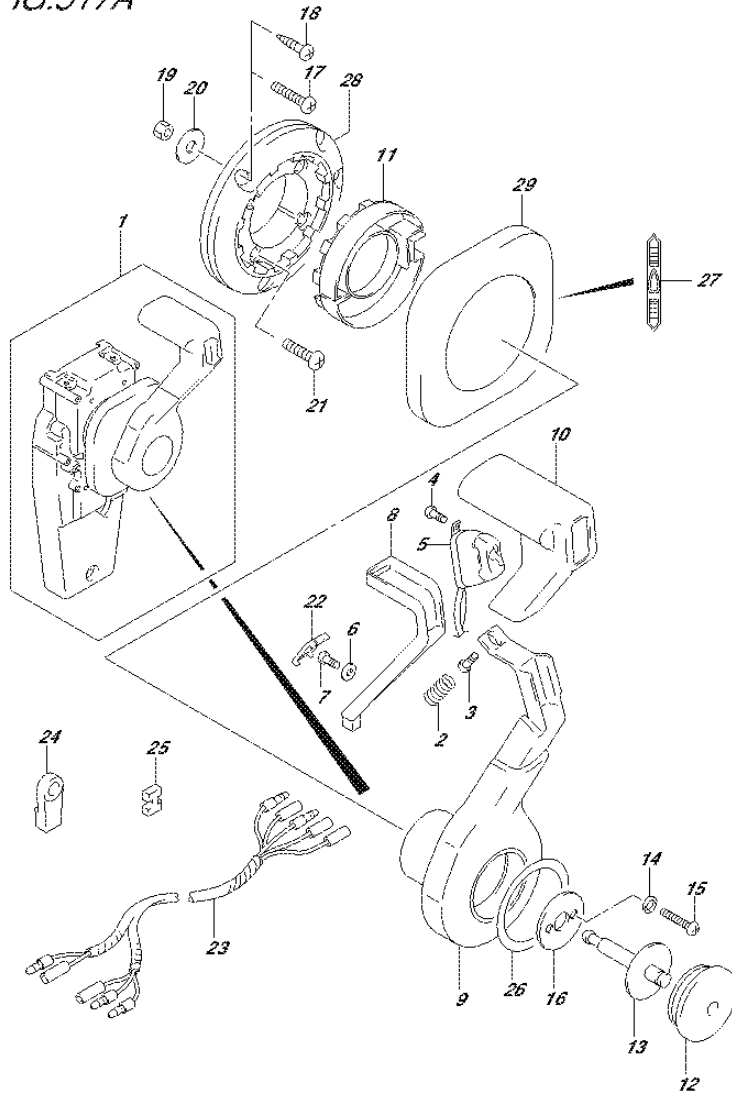


FIG.517A (2-F-2) OPT:CONCEALED REMOCON (1) (DF25AR P01)

REF NO.	PART NO.	DESCRIPTION	Q'TY	REMARKS
1	67200-93J32	REMOTE CONTROL ASSY	1	
2	67298-92E50	.SPRING	1	
3	67296-94310	.SCREW	1	
4	67295-92E10	.SCREW	2	
5	37850-92E26	.SWITCH ASSY, PTT	1	
6	67288-92E60	.WASHER	1	
7	09125-04021	.SCREW (4X20)	1	
8	67255-92E50	.ARM, NEUTRAL LOCK	1	
9	67251-92E50	.LEVER	1	
10	67261-92E50	.GRIP	1	
11	67256-92E50	.HOLDER, NEUTRAL LOCK	1	
12	67257-92E00	.CAP, LEVER	1	
13	67242-92E50	.SHAFT, FREE ACC	1	
14	67288-92E20	.WASHER	6	
15	67296-88D10	.SCREW (5X16)	4	
16	67288-92E70	.WASHER	1	
17	67296-88D20	.SCREW	3	
18	67295-92E50	.SCREW	3	
19	67287-92E50	.NUT	3	
20	09160-06104	.WASHER (6.5X24X2)	3	
21	67296-88D30	.SCREW	4	
22	67254-92E50	.COVER, LOCK ARM	1	
23	36890-93J00	.WIRING ASSY	1	
24	67275-95600	.END CABLE	2	
25	67273-95600	.SPACER	1	
26	67283-92E50	.DECAL, LEVER	1	
27	67284-92E50	.DECAL, CLUTCH	1	
28	67274-92E50	.BASE	1	
29	67211-92E50	.COVER	1	

FIG.517B

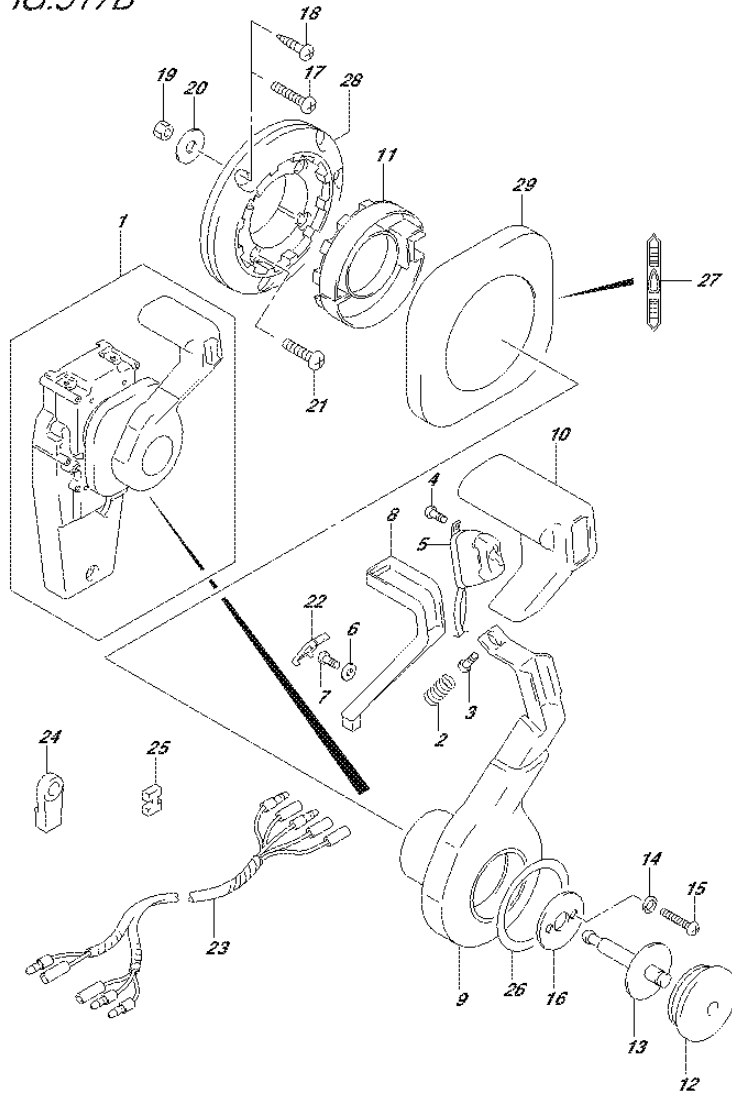


FIG.517B (2-F-3) OPT:CONCEALED REMOCON (1) (DF25AT P01)

REF NO.	PART NO.	DESCRIPTION	Q'TY	REMARKS
1	67200-93J32	REMOTE CONTROL ASSY	1	
2	67298-92E50	.SPRING	1	
3	67296-94310	.SCREW	1	
4	67295-92E10	.SCREW	2	
5	37850-92E26	.SWITCH ASSY, PTT	1	
6	67288-92E60	.WASHER	1	
7	09125-04021	.SCREW (4X20)	1	
8	67255-92E50	.ARM, NEUTRAL LOCK	1	
9	67251-92E50	.LEVER	1	
10	67261-92E50	.GRIP	1	
11	67256-92E50	.HOLDER, NEUTRAL LOCK	1	
12	67257-92E00	.CAP, LEVER	1	
13	67242-92E50	.SHAFT, FREE ACC	1	
14	67288-92E20	.WASHER	6	
15	67296-88D10	.SCREW (5X16)	4	
16	67288-92E70	.WASHER	1	
17	67296-88D20	.SCREW	3	
18	67295-92E50	.SCREW	3	
19	67287-92E50	.NUT	3	
20	09160-06104	.WASHER (6.5X24X2)	3	
21	67296-88D30	.SCREW	4	
22	67254-92E50	.COVER, LOCK ARM	1	
23	36890-93J00	.WIRING ASSY	1	
24	67275-95600	.END CABLE	2	
25	67273-95600	.SPACER	1	
26	67283-92E50	.DECAL, LEVER	1	
27	67284-92E50	.DECAL, CLUTCH	1	
28	67274-92E50	.BASE	1	
29	67211-92E50	.COVER	1	

FIG.517C

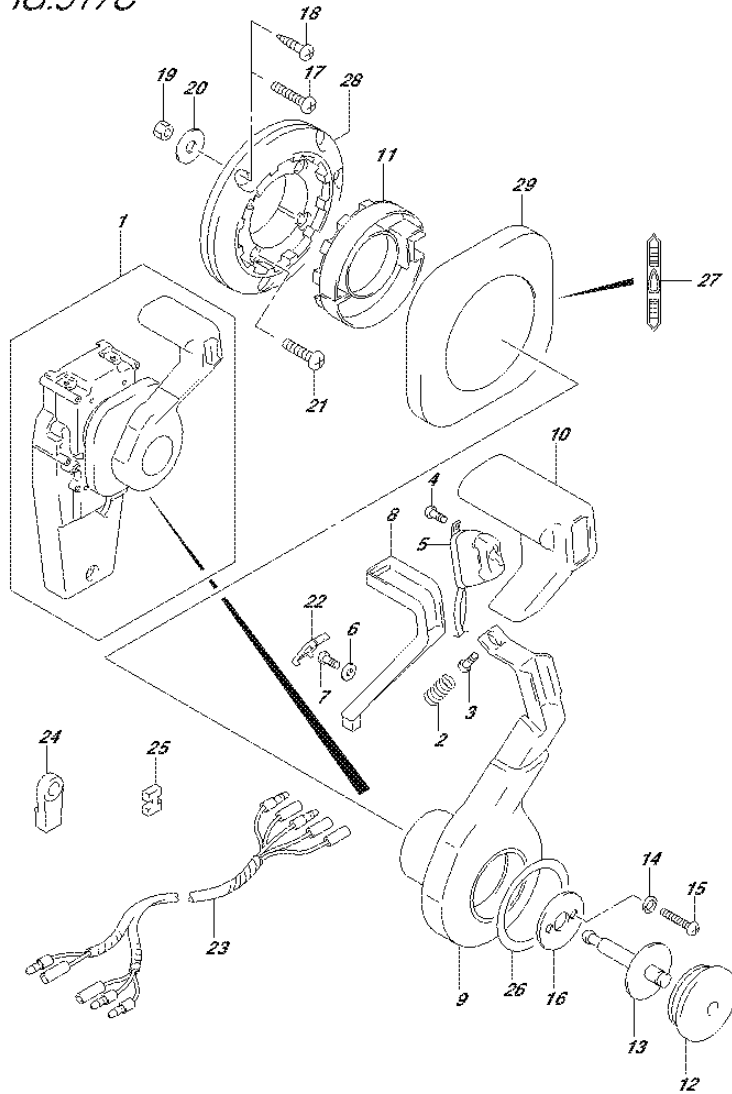
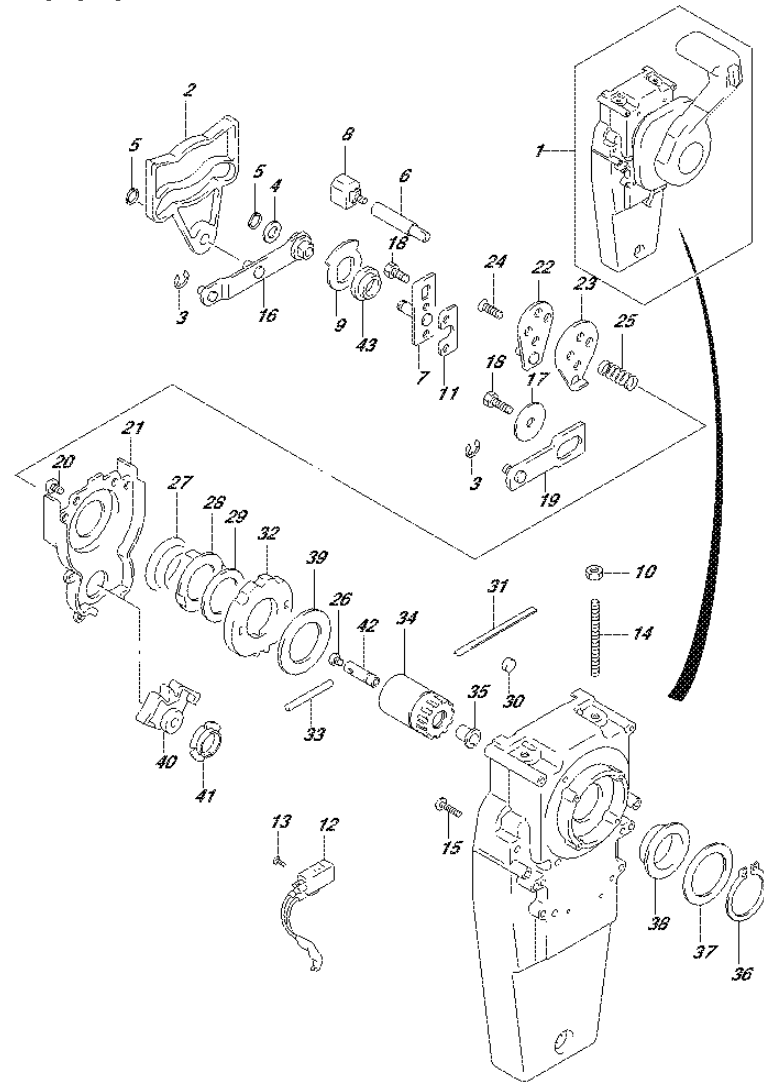


FIG.517C (2-F-4) OPT:CONCEALED REMOCON (1) (DF30AT P01)

REF NO.	PART NO.	DESCRIPTION	Q'TY	REMARKS
1	67200-93J32	REMOTE CONTROL ASSY	1	
2	67298-92E50	.SPRING	1	
3	67296-94310	.SCREW	1	
4	67295-92E10	.SCREW	2	
5	37850-92E26	.SWITCH ASSY, PTT	1	
6	67288-92E60	.WASHER	1	
7	09125-04021	.SCREW (4X20)	1	
8	67255-92E50	.ARM, NEUTRAL LOCK	1	
9	67251-92E50	.LEVER	1	
10	67261-92E50	.GRIP	1	
11	67256-92E50	.HOLDER, NEUTRAL LOCK	1	
12	67257-92E00	.CAP, LEVER	1	
13	67242-92E50	.SHAFT, FREE ACC	1	
14	67288-92E20	.WASHER	6	
15	67296-88D10	.SCREW (5X16)	4	
16	67288-92E70	.WASHER	1	
17	67296-88D20	.SCREW	3	
18	67295-92E50	.SCREW	3	
19	67287-92E50	.NUT	3	
20	09160-06104	.WASHER (6.5X24X2)	3	
21	67296-88D30	.SCREW	4	
22	67254-92E50	.COVER, LOCK ARM	1	
23	36890-93J00	.WIRING ASSY	1	
24	67275-95600	.END CABLE	2	
25	67273-95600	.SPACER	1	
26	67283-92E50	.DECAL, LEVER	1	
27	67284-92E50	.DECAL, CLUTCH	1	
28	67274-92E50	.BASE	1	
29	67211-92E50	.COVER	1	

FIG.518A

FIG.518A (2-F-5) OPT:CONCEALED REMOCON (2) (DF25AR P01)



REF NO.	PART NO.	DESCRIPTION	Q'TY	REMARKS
1	67200-93J32	REMOTE CONTROL ASSY	1	
2	67222-92E50	.DUEL PLATE	1	
3	67292-94300	.E RING	3	
4	67288-92E10	.WASHER	1	
5	67291-92E00	.SNAP RING	2	
6	67223-92E50	.BRAKE ADJUST	1	
7	67221-92E50	.HOLDER ASSY	1	
8	67224-92E50	.BRAKE SHOE ASSY	1	
9	67225-92E50	.DISK, BRAKE	1	
10	09140-06020	.NUT	2	
11	67294-92E00	.SPACER	1	
12	37721-95500	.SWITCH ASSY, NEUTRAL	1	
13	67296-92E11	.SCREW	2	
14	67226-92E10	.BOLT, STOPPER (REAR)	2	
15	67296-92E20	.SCREW (5X25)	2	
16	67240-92E50	ARM ASSY, THROTTLE	1	
17	67228-92E00	.WASHER	1	
18	67286-92E00	.BOLT (6X18)	3	
19	67230-92E00	ARM ASSY, SHIFT	1	
20	09125-05042	.SCREW (5X10)	11	
21	67234-92E00	.GEAR CASE	1	
22	67245-92E00	LEVER ASSY, THROTTLE	1	
23	67227-92E00	.STOPPER	1	
24	67296-88D10	.SCREW (5X16)	2	
25	67225-92E00	.SPRING	1	
26	09125-04004	.SCREW (4X6)	1	
27	67233-92E00	.SPRING	1	
28	67235-92E00	.PLATE, SHIFT LOCK	1	
29	67239-92E10	.PLATE, SHIFT PIN	1	
30	67236-92E00	.ROLLER	1	
31	67237-92E01	.SPRING	5	
32	67238-92E50	.GEAR, DRIVE	1	
33	67239-92E00	.PIN	1	
34	67246-92E50	.SHAFT, DRIVE	1	

FIG.518A

FIG.518A (2-F-6) OPT:CONCEALED REMOCON (2) (DF25AR P01)

REF NO.	PART NO.	DESCRIPTION	Q'TY	REMARKS
35	67252-92E00	.BUSH	1	
36	67291-92E10	.SNAP RING	1	
37	67253-92E10	.WASHER	1	
38	67252-92E10	.BUSH	1	
39	67253-95600	.WASHER	1	
40	67231-92E00	.GEAR, SHIFT	1	
41	67232-95600	.BUSH	1	
42	67241-92E50	.ROD, FREE ACC	1	
43	67232-92E50	.BUSH	1	

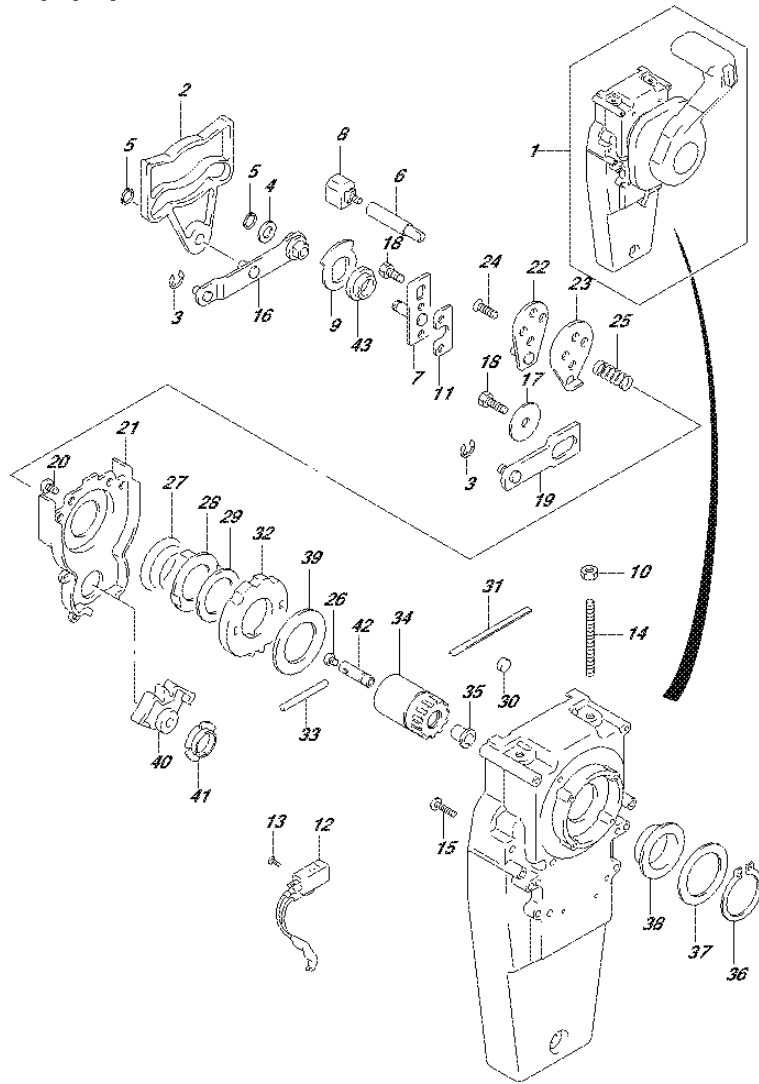
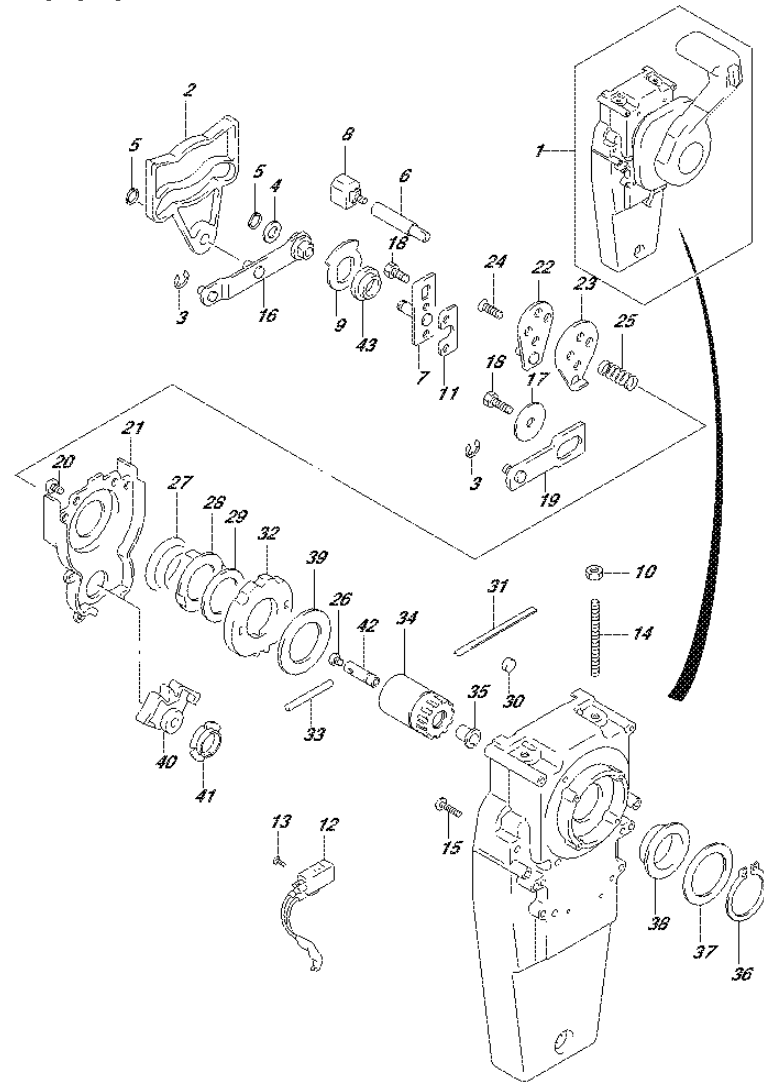


FIG.518B

FIG.518B (2-F-7) OPT:CONCEALED REMOCON (2) (DF25AT P01)



REF NO.	PART NO.	DESCRIPTION	Q'TY	REMARKS
1	67200-93J32	REMOTE CONTROL ASSY	1	
2	67222-92E50	.DUEL PLATE	1	
3	67292-94300	.E RING	3	
4	67288-92E10	.WASHER	1	
5	67291-92E00	.SNAP RING	2	
6	67223-92E50	.BRAKE ADJUST	1	
7	67221-92E50	.HOLDER ASSY	1	
8	67224-92E50	.BRAKE SHOE ASSY	1	
9	67225-92E50	.DISK, BRAKE	1	
10	09140-06020	.NUT	2	
11	67294-92E00	.SPACER	1	
12	37721-95500	.SWITCH ASSY, NEUTRAL	1	
13	67296-92E11	.SCREW	2	
14	67226-92E10	.BOLT, STOPPER (REAR)	2	
15	67296-92E20	.SCREW (5X25)	2	
16	67240-92E50	ARM ASSY, THROTTLE	1	
17	67228-92E00	.WASHER	1	
18	67286-92E00	.BOLT (6X18)	3	
19	67230-92E00	ARM ASSY, SHIFT	1	
20	09125-05042	.SCREW (5X10)	11	
21	67234-92E00	.GEAR CASE	1	
22	67245-92E00	LEVER ASSY, THROTTLE	1	
23	67227-92E00	.STOPPER	1	
24	67296-88D10	.SCREW (5X16)	2	
25	67225-92E00	.SPRING	1	
26	09125-04004	.SCREW (4X6)	1	
27	67233-92E00	.SPRING	1	
28	67235-92E00	.PLATE, SHIFT LOCK	1	
29	67239-92E10	.PLATE, SHIFT PIN	1	
30	67236-92E00	.ROLLER	1	
31	67237-92E01	.SPRING	5	
32	67238-92E50	.GEAR, DRIVE	1	
33	67239-92E00	.PIN	1	
34	67246-92E50	.SHAFT, DRIVE	1	

FIG.518B

FIG.518B (2-F-8) OPT:CONCEALED REMOCON (2) (DF25AT P01)

REF NO.	PART NO.	DESCRIPTION	Q'TY	REMARKS
35	67252-92E00	.BUSH	1	
36	67291-92E10	.SNAP RING	1	
37	67253-92E10	.WASHER	1	
38	67252-92E10	.BUSH	1	
39	67253-95600	.WASHER	1	
40	67231-92E00	.GEAR, SHIFT	1	
41	67232-95600	.BUSH	1	
42	67241-92E50	.ROD, FREE ACC	1	
43	67232-92E50	.BUSH	1	

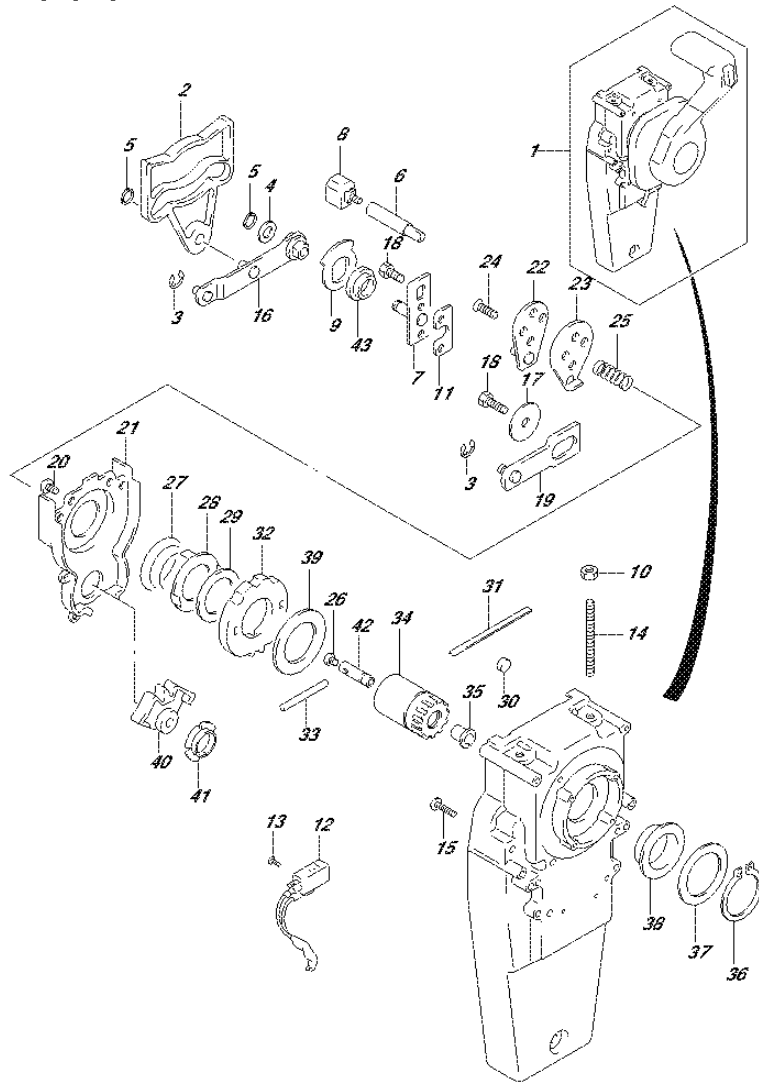
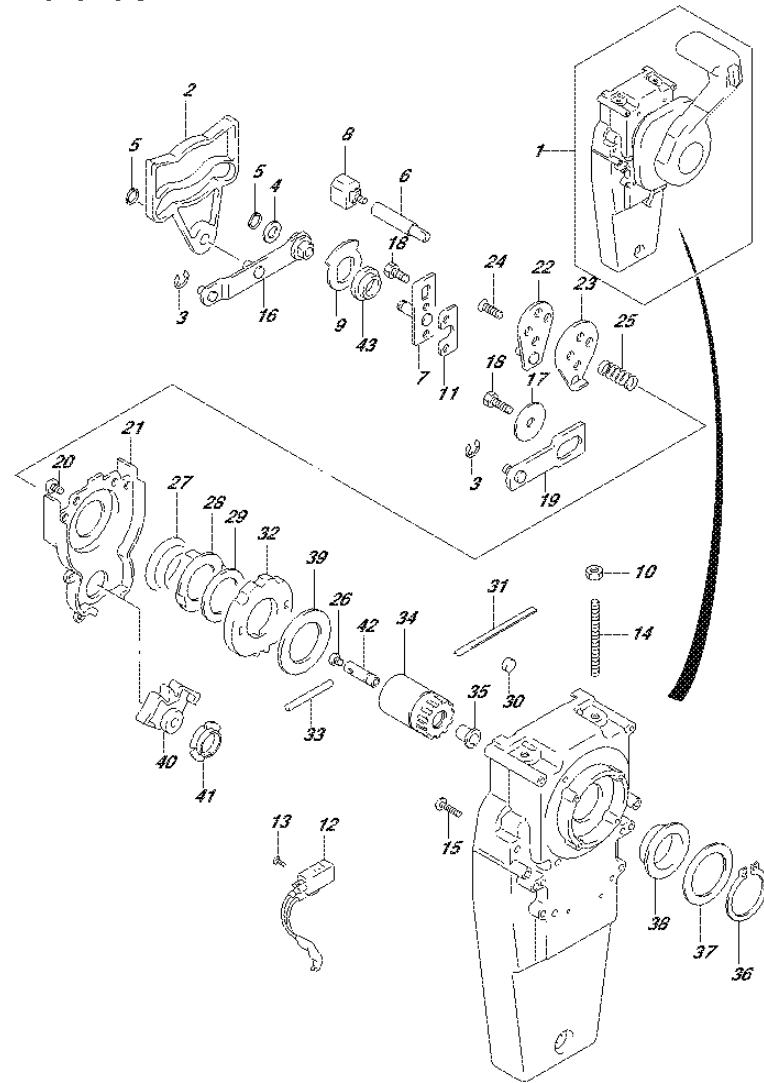


FIG.518C

FIG.518C (2-F-9) OPT:CONCEALED REMOCON (2) (DF30AT P01)



REF NO.	PART NO.	DESCRIPTION	Q'TY	REMARKS
1	67200-93J32	REMOTE CONTROL ASSY	1	
2	67222-92E50	.DUEL PLATE	1	
3	67292-94300	.E RING	3	
4	67288-92E10	.WASHER	1	
5	67291-92E00	.SNAP RING	2	
6	67223-92E50	.BRAKE ADJUST	1	
7	67221-92E50	.HOLDER ASSY	1	
8	67224-92E50	.BRAKE SHOE ASSY	1	
9	67225-92E50	.DISK, BRAKE	1	
10	09140-06020	.NUT	2	
11	67294-92E00	.SPACER	1	
12	37721-95500	.SWITCH ASSY, NEUTRAL	1	
13	67296-92E11	.SCREW	2	
14	67226-92E10	.BOLT, STOPPER (REAR)	2	
15	67296-92E20	.SCREW (5X25)	2	
16	67240-92E50	ARM ASSY, THROTTLE	1	
17	67228-92E00	.WASHER	1	
18	67286-92E00	.BOLT (6X18)	3	
19	67230-92E00	ARM ASSY, SHIFT	1	
20	09125-05042	.SCREW (5X10)	11	
21	67234-92E00	.GEAR CASE	1	
22	67245-92E00	LEVER ASSY, THROTTLE	1	
23	67227-92E00	.STOPPER	1	
24	67296-88D10	.SCREW (5X16)	2	
25	67225-92E00	.SPRING	1	
26	09125-04004	.SCREW (4X6)	1	
27	67233-92E00	.SPRING	1	
28	67235-92E00	.PLATE, SHIFT LOCK	1	
29	67239-92E10	.PLATE, SHIFT PIN	1	
30	67236-92E00	.ROLLER	1	
31	67237-92E01	.SPRING	5	
32	67238-92E50	.GEAR, DRIVE	1	
33	67239-92E00	.PIN	1	
34	67246-92E50	.SHAFT, DRIVE	1	

FIG.518C

FIG.518C (2-F-10) OPT:CONCEALED REMOCON (2) (DF30AT P01)

REF NO.	PART NO.	DESCRIPTION	Q'TY	REMARKS
35	67252-92E00	.BUSH	1	
36	67291-92E10	.SNAP RING	1	
37	67253-92E10	.WASHER	1	
38	67252-92E10	.BUSH	1	
39	67253-95600	.WASHER	1	
40	67231-92E00	.GEAR, SHIFT	1	
41	67232-95600	.BUSH	1	
42	67241-92E50	.ROD, FREE ACC	1	
43	67232-92E50	.BUSH	1	

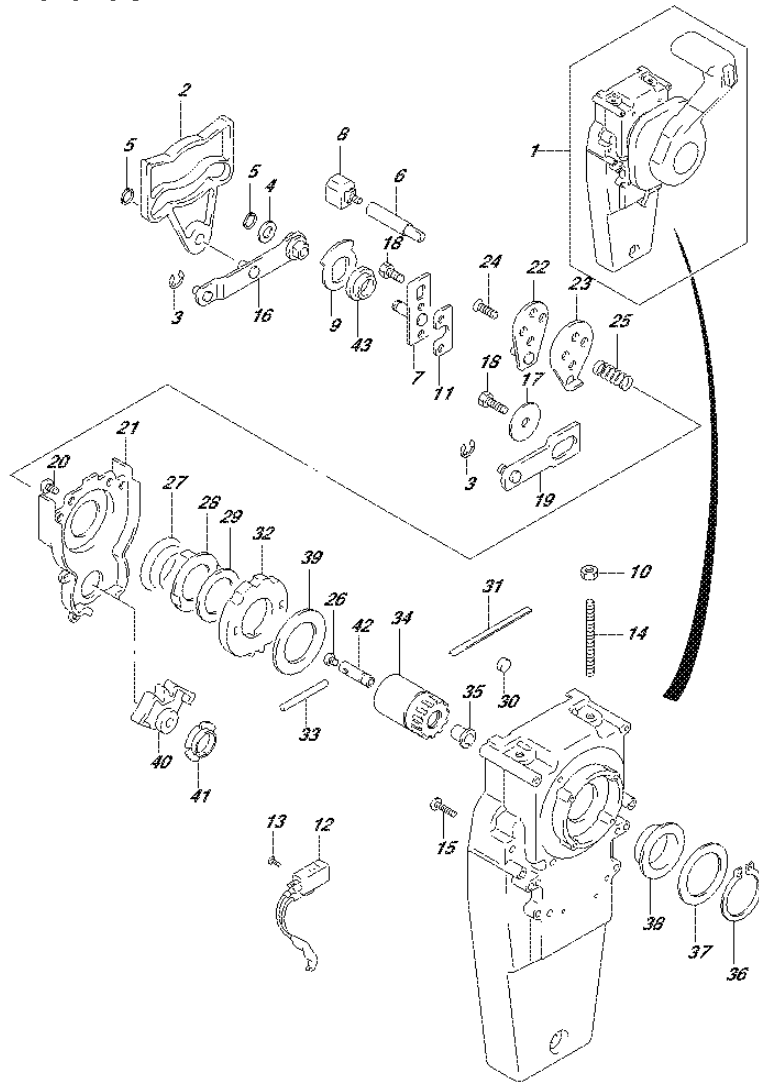


FIG.519A

FIG.519A (2-F-11) OPT:REMOTE CONTROL SPACER

REF NO.	PART NO.	DESCRIPTION	Q'TY	REMARKS
1	67500-93J00	KIT, R/CON SPACER SINGLE	1	
2	09125-05135	.SCREW (5X65)	4	
3	09140-05005	.NUT	4	
4	09160-05029	.WASHER (5.5X12X0.8)	4	

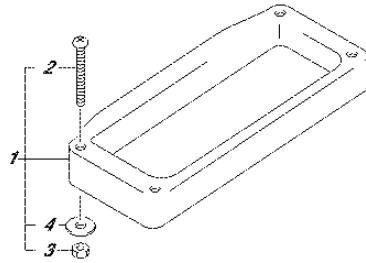


FIG.521A

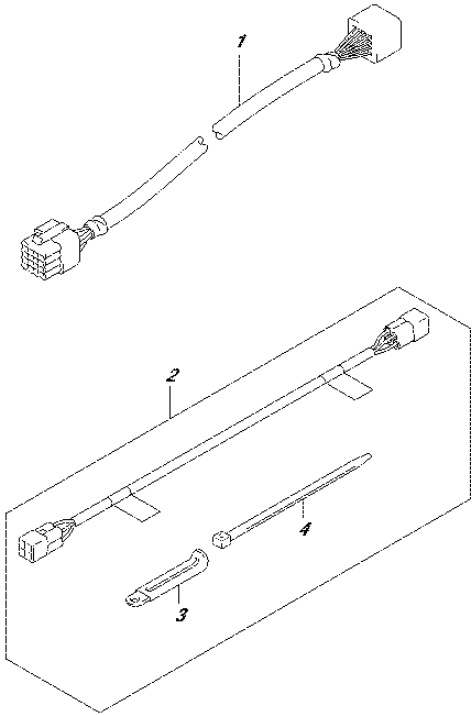


FIG.521A (2-F-12) OPT:HARNESS (DF25AR P01)

REF NO.	PART NO.	DESCRIPTION	Q'TY	REMARKS
1-1	36620-93J10	WIRE ASSY, REMOCON EXTENSION	1	L:2000
1-2	36620-93J40	WIRE ASSY, REMOCON EXTENSION	1	L:3000
2	36660-89L01	SET, ENGINE TO INTERFACE WIRE	1	
3	29404-93J10	.CLAMP	1	
4	09407-14407	.CLAMP (L:145)	4	

FIG.521B

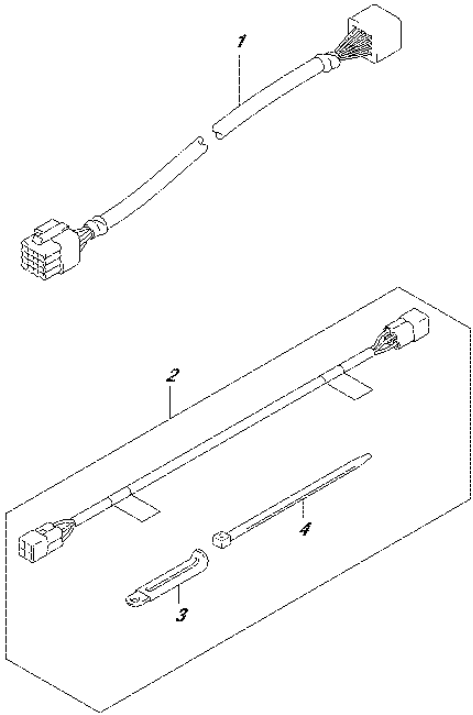


FIG.521B (2-F-13) OPT:HARNESS (DF25AT P01)

REF NO.	PART NO.	DESCRIPTION	Q'TY	REMARKS
1-1	36620-93J10	WIRE ASSY, REMOCON EXTENSION	1	L:2000
1-2	36620-93J40	WIRE ASSY, REMOCON EXTENSION	1	L:3000
2	36660-89L01	SET, ENGINE TO INTERFACE WIRE	1	
3	29404-93J10	.CLAMP	1	
4	09407-14407	.CLAMP (L:145)	4	

FIG.521C

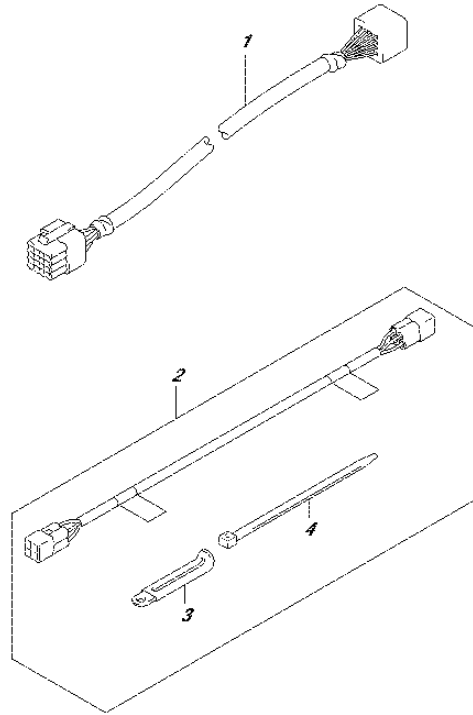


FIG.521C (2-F-14) OPT:HARNESS (DF30AT P01)

REF NO.	PART NO.	DESCRIPTION	Q'TY	REMARKS
1-1	36620-93J10	WIRE ASSY, REMOCON EXTENSION	1	L:2000
1-2	36620-93J40	WIRE ASSY, REMOCON EXTENSION	1	L:3000
2	36660-89L01	SET, ENGINE TO INTERFACE WIRE	1	
3	29404-93J10	.CLAMP	1	
4	09407-14407	.CLAMP (L:145)	4	

FIG.530A

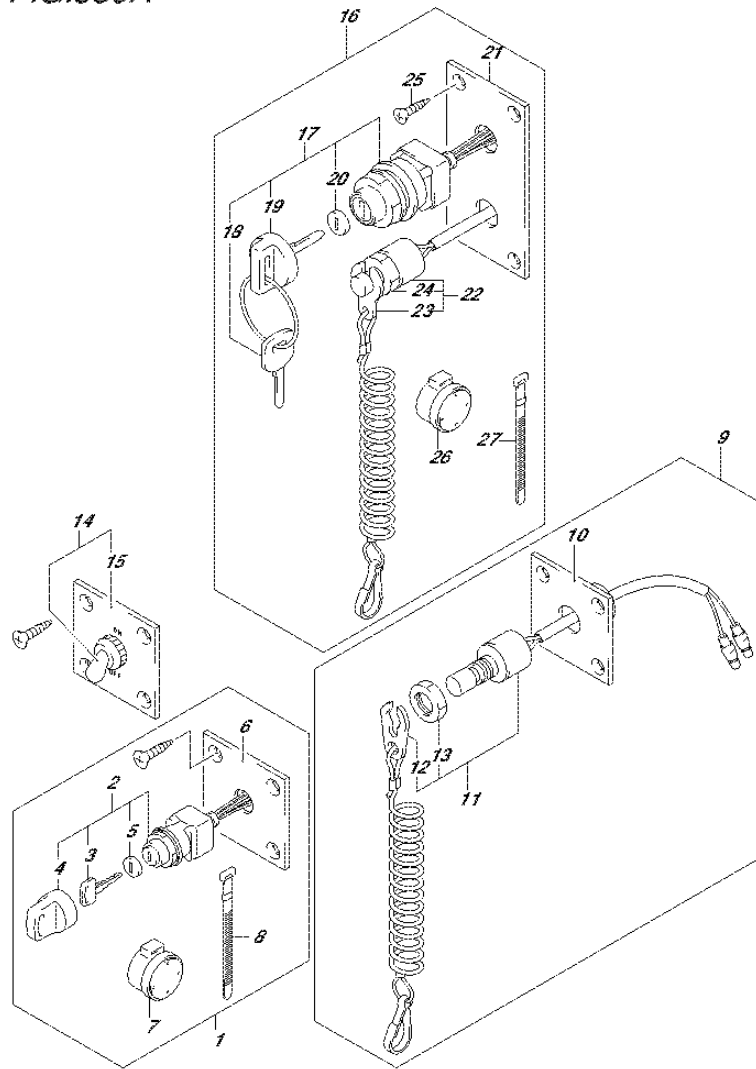


FIG.530A (2-F-15) OPT:SWITCH (DF25AR P01)

REF NO.	PART NO.	DESCRIPTION	Q'TY	REMARKS
1	37100-96J00	PANEL ASSY, IGNITION SW	1	
2	37110-93J01	..SWITCH ASSY, IGNITION	1	
3-1	37141-99E00	..KEY (931)	2	
3-2	37141-99E10	..KEY (932)	2	
3-3	37141-99E20	..KEY (933)	2	
3-4	37141-99E30	..KEY (934)	2	
3-5	37141-99E40	..KEY (935)	2	
3-6	37141-99E50	..KEY (936)	2	
3-7	37141-99E60	..KEY (937)	2	
3-8	37141-99E70	..KEY (938)	2	
3-9	37141-99E80	..KEY (939)	2	
3-10	37141-99E90	..KEY (940)	2	
3-11	37141-99EA0	..KEY (941)	2	
3-12	37141-99EB0	..KEY (942)	2	
4	37143-99E00	..CAP, KEY	1	
5	37149-93J00	..CAP, CYLINDER BODY	1	
6	37139-99E00	..PANEL, IGNITION SW	1	
7	38500-93J90	..BUZZER ASSY, WARNING	1	
8	09407-08401	..CLAMP (L:80)	1	
9	37803-93J04	PANEL ASSY, EMERGENCY SW	1	
10	37825-99E00	..PANEL, EMERGENCY SW	1	
11	37820-93J04	..SWITCH ASSY, EMERGENCY STOP	1	
12	37823-92E01	..PLATE ASSY, EMERGENCY SWITCH LOCK	1	
13	37826-92J00	..NUT	1	
14	37210-93J00	PANEL ASSY, LIGHTING SW	1	
15	37212-93J00	..PANEL, LIGHTING SW	1	
16	37100-96J24	PANEL ASSY, ENGINE SW	1	
17	37110-93J01	..SWITCH ASSY, IGNITION	1	
18-1	37141-99E00	..KEY (931)	2	
18-2	37141-99E10	..KEY (932)	2	
18-3	37141-99E20	..KEY (933)	2	
18-4	37141-99E30	..KEY (934)	2	
18-5	37141-99E40	..KEY (935)	2	

FIG.530A

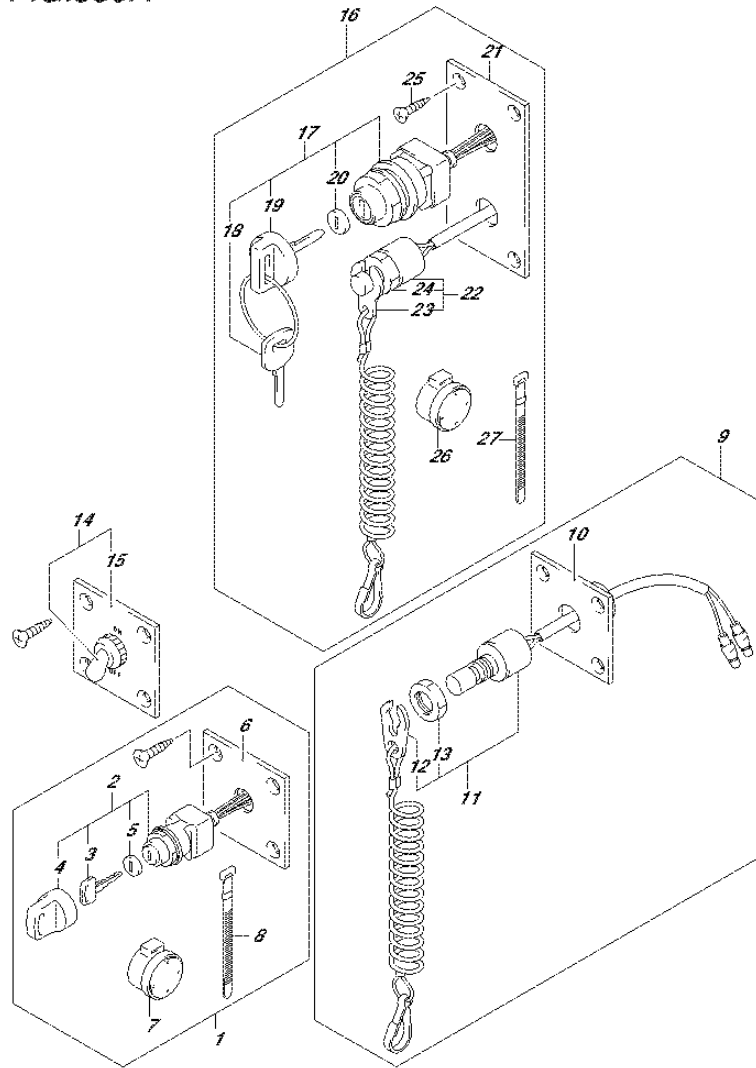


FIG.530A (2-G-2) OPT:SWITCH (DF25AR P01)

REF NO.	PART NO.	DESCRIPTION	Q'TY	REMARKS
18-6	37141-99E50	..KEY (936)	2	
18-7	37141-99E60	..KEY (937)	2	
18-8	37141-99E70	..KEY (938)	2	
18-9	37141-99E80	..KEY (939)	2	
18-10	37141-99E90	..KEY (940)	2	
18-11	37141-99EA0	..KEY (941)	2	
18-12	37141-99EB0	..KEY (942)	2	
19	37143-99E00	..CAP, KEY	1	
20	37149-93J00	..CAP, CYLINDER BODY	1	
21	37139-99E20	..PANEL, IGNITION SWITCH	1	
22	37820-93J04	..SWITCH ASSY, EMERGENCY	1	
23	37823-92E01	..PLATE ASSY, EMERGENCY	1	
24	37826-92J00	..NUT	1	
25	03121-0516A	..SCREW	4	
26	38500-93J90	..BUZZER ASSY, WARNING	1	
27	09407-08401	..CLAMP (L:80)	1	

FIG.530B

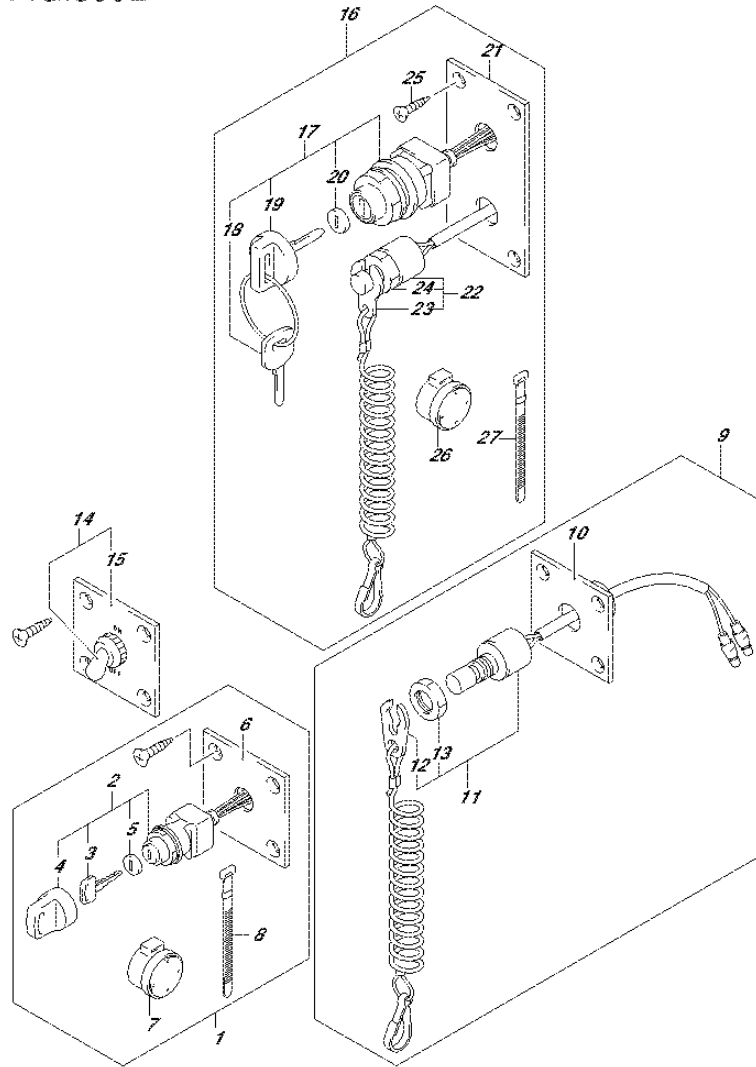


FIG.530B (2-G-3) OPT:SWITCH (DF25AT P01)

REF NO.	PART NO.	DESCRIPTION	Q'TY	REMARKS
1	37100-96J00	PANEL ASSY, IGNITION SW	1	
2	37110-93J01	..SWITCH ASSY, IGNITION	1	
3-1	37141-99E00	..KEY (931)	2	
3-2	37141-99E10	..KEY (932)	2	
3-3	37141-99E20	..KEY (933)	2	
3-4	37141-99E30	..KEY (934)	2	
3-5	37141-99E40	..KEY (935)	2	
3-6	37141-99E50	..KEY (936)	2	
3-7	37141-99E60	..KEY (937)	2	
3-8	37141-99E70	..KEY (938)	2	
3-9	37141-99E80	..KEY (939)	2	
3-10	37141-99E90	..KEY (940)	2	
3-11	37141-99EA0	..KEY (941)	2	
3-12	37141-99EB0	..KEY (942)	2	
4	37143-99E00	..CAP, KEY	1	
5	37149-93J00	..CAP, CYLINDER BODY	1	
6	37139-99E00	..PANEL, IGNITION SW	1	
7	38500-93J90	..BUZZER ASSY, WARNING	1	
8	09407-08401	..CLAMP (L:80)	1	
9	37803-93J04	PANEL ASSY, EMERGENCY SW	1	
10	37825-99E00	..PANEL, EMERGENCY SW	1	
11	37820-93J04	..SWITCH ASSY, EMERGENCY STOP	1	
12	37823-92E01	..PLATE ASSY, EMERGENCY SWITCH LOCK	1	
13	37826-92J00	..NUT	1	
14	37210-93J00	PANEL ASSY, LIGHTING SW	1	
15	37212-93J00	..PANEL, LIGHTING SW	1	
16	37100-96J24	PANEL ASSY, ENGINE SW	1	
17	37110-93J01	..SWITCH ASSY, IGNITION	1	
18-1	37141-99E00	..KEY (931)	2	
18-2	37141-99E10	..KEY (932)	2	
18-3	37141-99E20	..KEY (933)	2	
18-4	37141-99E30	..KEY (934)	2	
18-5	37141-99E40	..KEY (935)	2	

FIG.530B

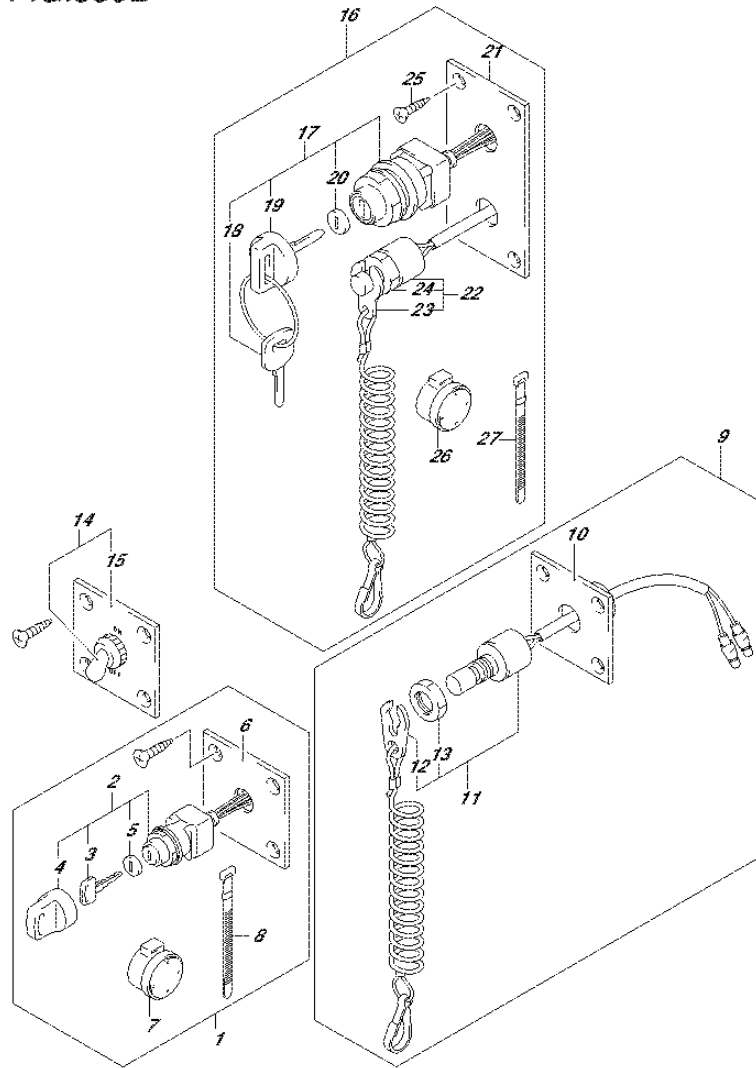


FIG.530B (2-G-4) OPT:SWITCH (DF25AT P01)

REF NO.	PART NO.	DESCRIPTION	Q'TY	REMARKS
18-6	37141-99E50	..KEY (936)	2	
18-7	37141-99E60	..KEY (937)	2	
18-8	37141-99E70	..KEY (938)	2	
18-9	37141-99E80	..KEY (939)	2	
18-10	37141-99E90	..KEY (940)	2	
18-11	37141-99EA0	..KEY (941)	2	
18-12	37141-99EB0	..KEY (942)	2	
19	37143-99E00	..CAP, KEY	1	
20	37149-93J00	..CAP, CYLINDER BODY	1	
21	37139-99E20	..PANEL, IGNITION SWITCH	1	
22	37820-93J04	..SWITCH ASSY, EMERGENCY	1	
23	37823-92E01	..PLATE ASSY, EMERGENCY	1	
24	37826-92J00	..NUT	1	
25	03121-0516A	..SCREW	4	
26	38500-93J90	..BUZZER ASSY, WARNING	1	
27	09407-08401	..CLAMP (L:80)	1	

FIG.530C

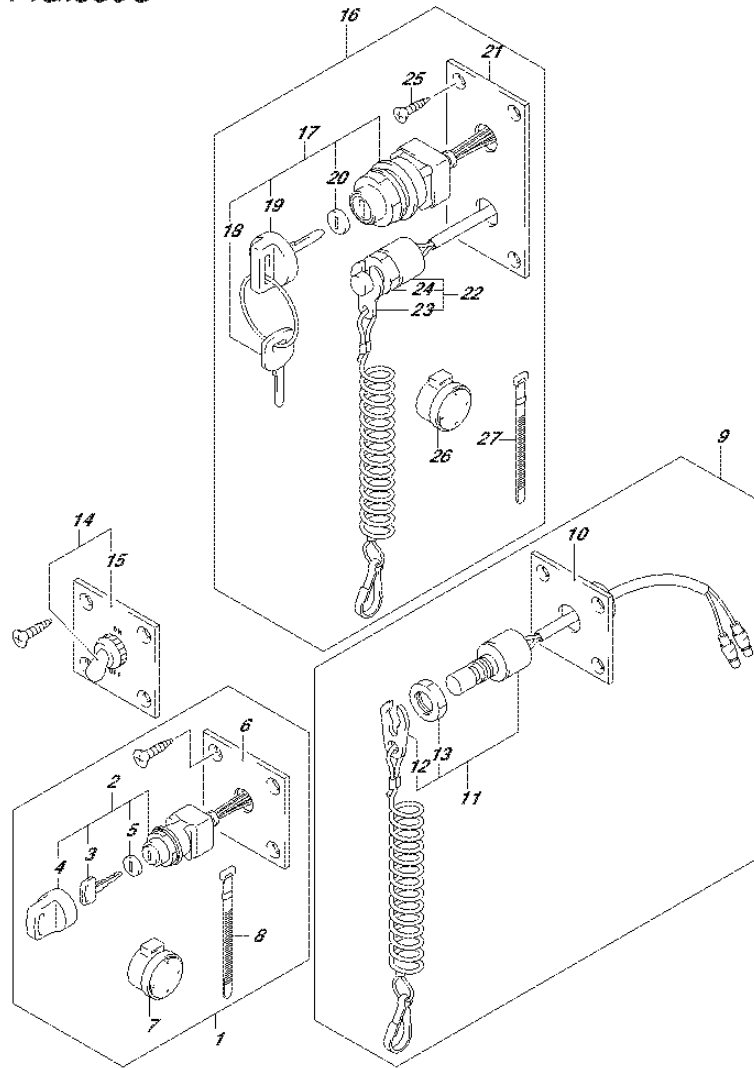


FIG.530C (2-G-5) OPT:SWITCH (DF30AT P01)

REF NO.	PART NO.	DESCRIPTION	Q'TY	REMARKS
1	37100-96J00	PANEL ASSY, IGNITION SW	1	
2	37110-93J01	..SWITCH ASSY, IGNITION	1	
3-1	37141-99E00	..KEY (931)	2	
3-2	37141-99E10	..KEY (932)	2	
3-3	37141-99E20	..KEY (933)	2	
3-4	37141-99E30	..KEY (934)	2	
3-5	37141-99E40	..KEY (935)	2	
3-6	37141-99E50	..KEY (936)	2	
3-7	37141-99E60	..KEY (937)	2	
3-8	37141-99E70	..KEY (938)	2	
3-9	37141-99E80	..KEY (939)	2	
3-10	37141-99E90	..KEY (940)	2	
3-11	37141-99EA0	..KEY (941)	2	
3-12	37141-99EB0	..KEY (942)	2	
4	37143-99E00	..CAP, KEY	1	
5	37149-93J00	..CAP, CYLINDER BODY	1	
6	37139-99E00	..PANEL, IGNITION SW	1	
7	38500-93J90	..BUZZER ASSY, WARNING	1	
8	09407-08401	..CLAMP (L:80)	1	
9	37803-93J04	PANEL ASSY, EMERGENCY SW	1	
10	37825-99E00	..PANEL, EMERGENCY SW	1	
11	37820-93J04	..SWITCH ASSY, EMERGENCY STOP	1	
12	37823-92E01	..PLATE ASSY, EMERGENCY SWITCH LOCK	1	
13	37826-92J00	..NUT	1	
14	37210-93J00	PANEL ASSY, LIGHTING SW	1	
15	37212-93J00	..PANEL, LIGHTING SW	1	
16	37100-96J24	PANEL ASSY, ENGINE SW	1	
17	37110-93J01	..SWITCH ASSY, IGNITION	1	
18-1	37141-99E00	..KEY (931)	2	
18-2	37141-99E10	..KEY (932)	2	
18-3	37141-99E20	..KEY (933)	2	
18-4	37141-99E30	..KEY (934)	2	
18-5	37141-99E40	..KEY (935)	2	

FIG.530C

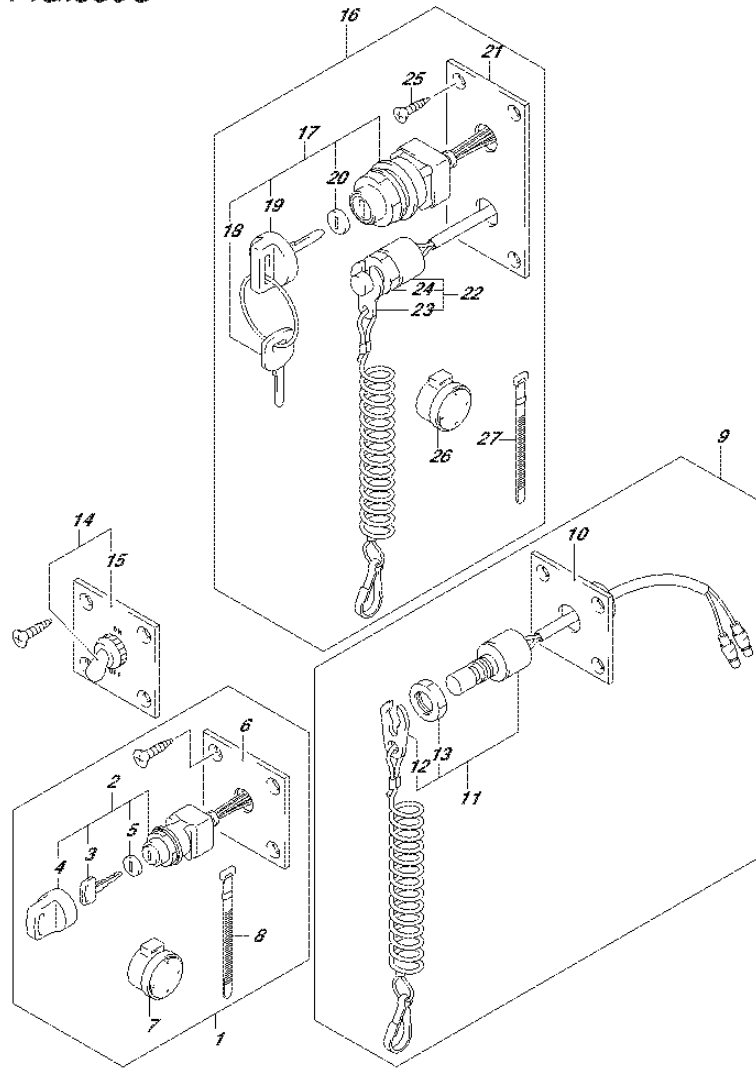


FIG.530C (2-G-6) OPT:SWITCH (DF30AT P01)

REF NO.	PART NO.	DESCRIPTION	Q'TY	REMARKS
18-6	37141-99E50	..KEY (936)	2	
18-7	37141-99E60	..KEY (937)	2	
18-8	37141-99E70	..KEY (938)	2	
18-9	37141-99E80	..KEY (939)	2	
18-10	37141-99E90	..KEY (940)	2	
18-11	37141-99EA0	..KEY (941)	2	
18-12	37141-99EB0	..KEY (942)	2	
19	37143-99E00	..CAP, KEY	1	
20	37149-93J00	..CAP, CYLINDER BODY	1	
21	37139-99E20	..PANEL, IGNITION SWITCH	1	
22	37820-93J04	..SWITCH ASSY, EMERGENCY	1	
23	37823-92E01	..PLATE ASSY, EMERGENCY	1	
24	37826-92J00	..NUT	1	
25	03121-0516A	..SCREW	4	
26	38500-93J90	..BUZZER ASSY, WARNING	1	
27	09407-08401	..CLAMP (L:80)	1	

FIG.544A

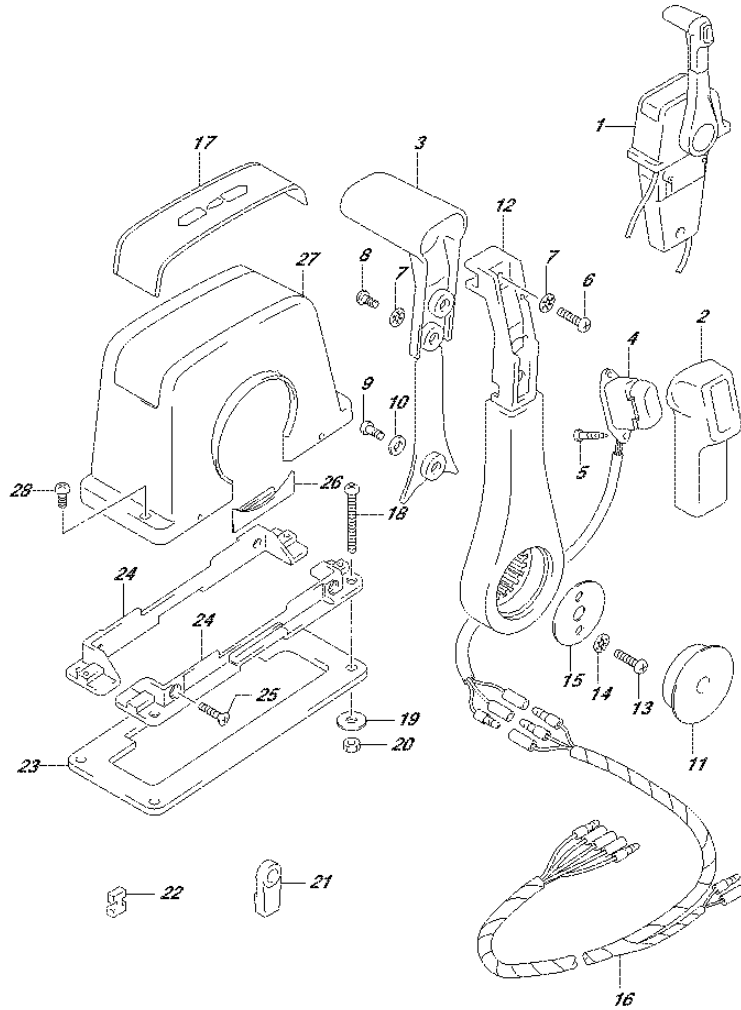


FIG.544A (2-G-7) OPT:REMOTE CONTROL ASSY SINGLE (1) (DF25AR P01)

REF NO.	PART NO.	DESCRIPTION	Q'TY	REMARKS
1	67200-93J13	REMOTE CONTROL ASSY	1	
2	67261-93J00	.GRIP, NO.1	1	
3	67263-93J00	.GRIP, NO.2	1	
4	37850-93J10	.SWITCH ASSY, PTT	1	
5	67295-92E10	.SCREW	2	
6	67296-88D10	.SCREW	1	
7	67288-92E20	.WASHER	3	
8	67295-92E00	.SCREW	2	
9	67296-92E70	.SCREW	1	
10	67288-92E40	.WASHER	1	
11	67257-92E00	.CAP, LEVER	1	
12	67251-93J00	.LEVER, HANDLE	1	
13	67296-92E60	.SCREW	2	
14	67288-92E30	.WASHER	2	
15	67253-92E00	.WASHER	1	
16	36890-93J00	.WIRE HARNESS	1	
17	67281-93J00	.DECAL	1	
18	67296-92E30	.SCREW	4	
19	09160-05024	.WASHER (5.5X16X1.5)	4	
20	67287-92E00	.NUT	4	
21	67275-95600	.END, CABLE	2	
22	67273-95600	.SPACER	1	
23	67273-92E00	.GROMMET	1	
24	67274-92E00	.FLANGE	2	
25	67296-95610	.SCREW	4	
26	67271-92E00	.COVER	1	
27	67211-93J00	.COVER	1	
28	67296-92E70	.SCREW	2	

FIG.544B

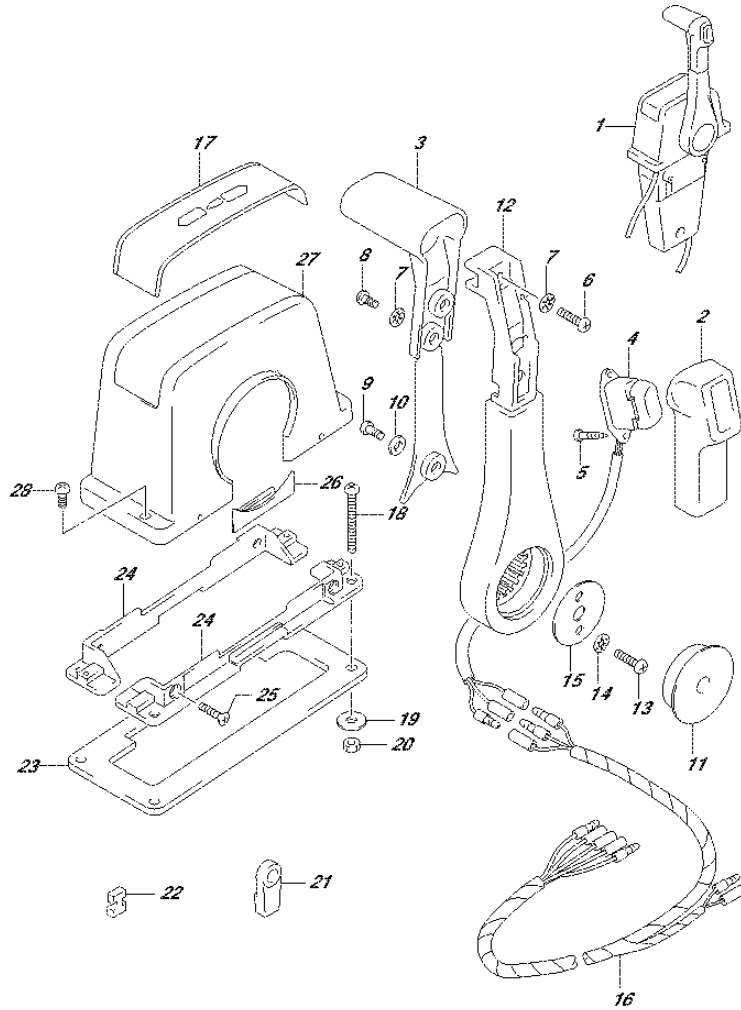


FIG.544B (2-G-8) OPT:REMOTE CONTROL ASSY SINGLE (1) (DF25AT P01)

REF NO.	PART NO.	DESCRIPTION	Q'TY	REMARKS
1	67200-93J13	REMOTE CONTROL ASSY	1	
2	67261-93J00	.GRIP, NO.1	1	
3	67263-93J00	.GRIP, NO.2	1	
4	37850-93J10	.SWITCH ASSY, PTT	1	
5	67295-92E10	.SCREW	2	
6	67296-88D10	.SCREW	1	
7	67288-92E20	.WASHER	3	
8	67295-92E00	.SCREW	2	
9	67296-92E70	.SCREW	1	
10	67288-92E40	.WASHER	1	
11	67257-92E00	.CAP, LEVER	1	
12	67251-93J00	.LEVER, HANDLE	1	
13	67296-92E60	.SCREW	2	
14	67288-92E30	.WASHER	2	
15	67253-92E00	.WASHER	1	
16	36890-93J00	.WIRE HARNESS	1	
17	67281-93J00	.DECAL	1	
18	67296-92E30	.SCREW	4	
19	09160-05024	.WASHER (5.5X16X1.5)	4	
20	67287-92E00	.NUT	4	
21	67275-95600	.END, CABLE	2	
22	67273-95600	.SPACER	1	
23	67273-92E00	.GROMMET	1	
24	67274-92E00	.FLANGE	2	
25	67296-95610	.SCREW	4	
26	67271-92E00	.COVER	1	
27	67211-93J00	.COVER	1	
28	67296-92E70	.SCREW	2	

FIG.544C

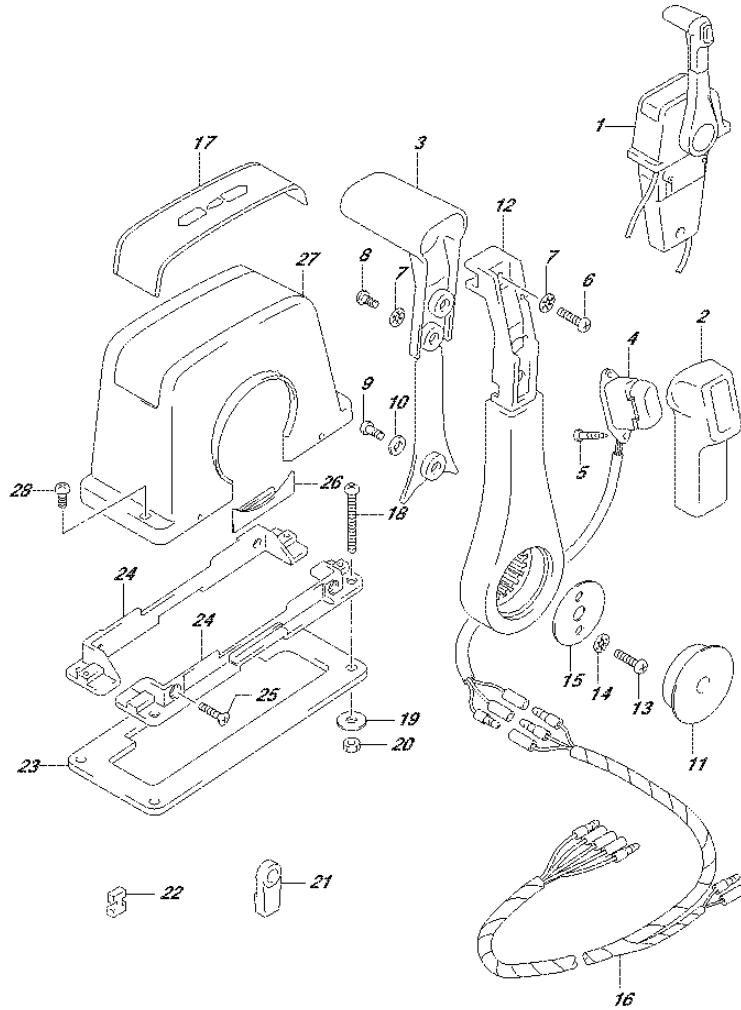


FIG.544C (2-G-9) OPT:REMOTE CONTROL ASSY SINGLE (1) (DF30AT P01)

REF NO.	PART NO.	DESCRIPTION	Q'TY	REMARKS
1	67200-93J13	REMOTE CONTROL ASSY	1	
2	67261-93J00	.GRIP, NO.1	1	
3	67263-93J00	.GRIP, NO.2	1	
4	37850-93J10	.SWITCH ASSY, PTT	1	
5	67295-92E10	.SCREW	2	
6	67296-88D10	.SCREW	1	
7	67288-92E20	.WASHER	3	
8	67295-92E00	.SCREW	2	
9	67296-92E70	.SCREW	1	
10	67288-92E40	.WASHER	1	
11	67257-92E00	.CAP, LEVER	1	
12	67251-93J00	.LEVER, HANDLE	1	
13	67296-92E60	.SCREW	2	
14	67288-92E30	.WASHER	2	
15	67253-92E00	.WASHER	1	
16	36890-93J00	.WIRE HARNESS	1	
17	67281-93J00	.DECAL	1	
18	67296-92E30	.SCREW	4	
19	09160-05024	.WASHER (5.5X16X1.5)	4	
20	67287-92E00	.NUT	4	
21	67275-95600	.END, CABLE	2	
22	67273-95600	.SPACER	1	
23	67273-92E00	.GROMMET	1	
24	67274-92E00	.FLANGE	2	
25	67296-95610	.SCREW	4	
26	67271-92E00	.COVER	1	
27	67211-93J00	.COVER	1	
28	67296-92E70	.SCREW	2	

FIG.545A

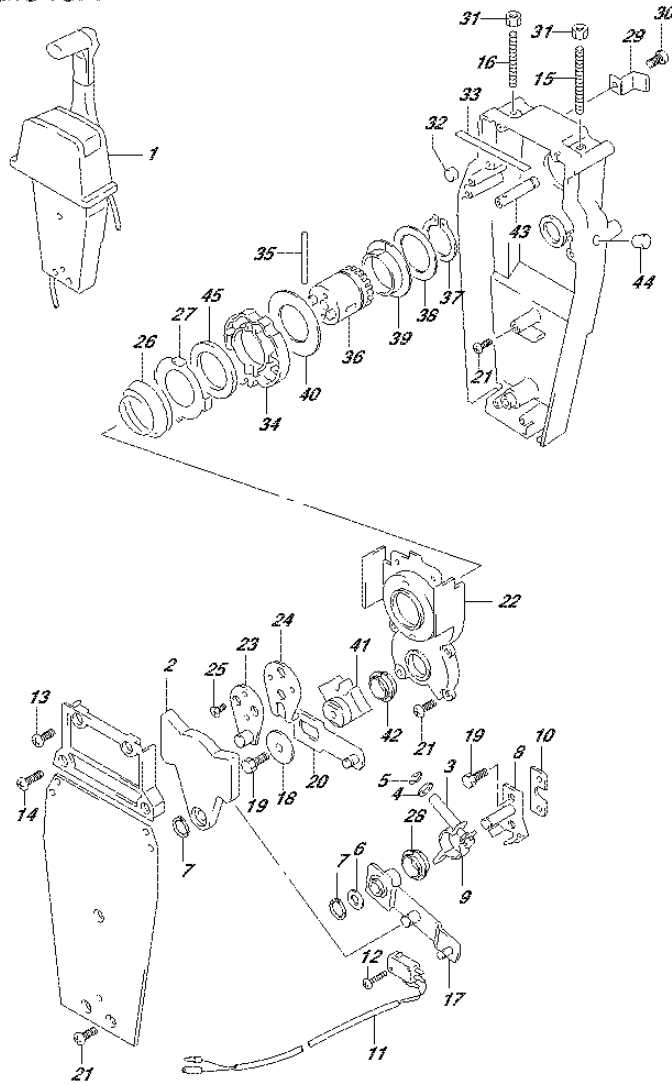


FIG.545A (2-G-10) OPT:REMOTE CONTROL ASSY SINGLE (2) (DF25AR P01)

REF NO.	PART NO.	DESCRIPTION	Q'TY	REMARKS
1	67200-93J13	REMOTE CONTROL ASSY	1	
2	67222-92E00	.DUAL PLATE	1	
3	67223-92E00	.BRAKE ADJUST	1	
4	67288-92E00	.WASHER	1	
5	67292-94300	.E RING	4	
6	67288-92E10	.WASHER	1	
7	67291-92E00	.SNAP RING	2	
8	67221-92E00	.SHIFT ASSY	1	
9	67224-92E00	.BRAKE ARM ASSY	1	
10	67294-92E00	.SPACER	1	
11	37721-95500	.SWITCH ASSY, N/R	1	
12	67296-92E11	.SCREW (3X15)	2	
13	67296-88D10	.SCREW (5X16)	2	
14	67296-92E20	.SCREW (5X25)	2	
15	67226-92E00	.BOLT, STOPPER FRONT	1	
16	67226-92E10	.BOLT, STOPPER REAR	1	
17	67240-92E00	.ARM ASSY, THROTTLE	1	
18	67228-92E00	.WASHER	1	
19	67286-92E00	.BOLT (6X18)	3	
20	67230-92E00	.SHIFT ARM ASSY	1	
21	09125-05042	.SCREW (5X10)	9	
22	67234-92E00	.CASE, GEAR	1	
23	67245-92E00	.LEVER ASSY, THROTTLE	1	
24	67227-92E00	.STOPPER	1	
25	09126-06006	.SCREW (6X20)	2	
26	67233-92E00	.SPRING	1	
27	67235-92E00	.PLATE, SHIFT LOCK	1	
28	67232-95620	.BUSH	1	
29	67269-92E00	.BRACKET	1	
30	67296-88D10	.SCREW	1	
31	09140-06020	.NUT	2	
32	67236-92E00	.ROLLER	1	
33	67237-92E01	.SPRING	6	
34	67238-92E00	.GEAR, DRIVE	1	

FIG.545A

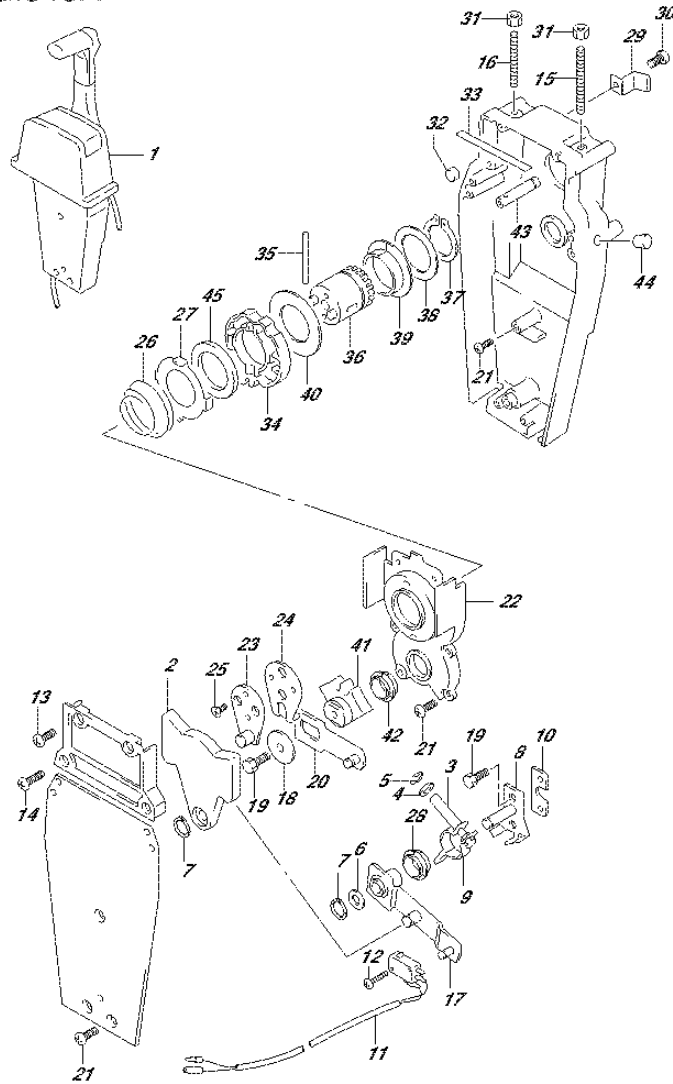


FIG.545A (2-G-11) OPT:REMOTE CONTROL ASSY SINGLE (2) (DF25AR P01)

REF NO.	PART NO.	DESCRIPTION	Q'TY	REMARKS
35	67239-92E00	.PIN	1	
36	67246-92E00	.SHAFT, DRIVE	1	
37	67291-92E10	.SNAP RING	1	
38	67253-92E10	.WASHER	1	
39	67252-92E10	.BUSH	1	
40	67253-95600	.WASHER	1	
41	67231-92E00	.GEAR, SHIFT	1	
42	67232-95600	.BUSH	1	
43	67241-92E10	.ROD, FREE ACC	1	
44	67243-92E00	.CAP, HOLE	1	
45	67239-92E10	.PLATE, SHIFT PIN	1	

FIG.545B

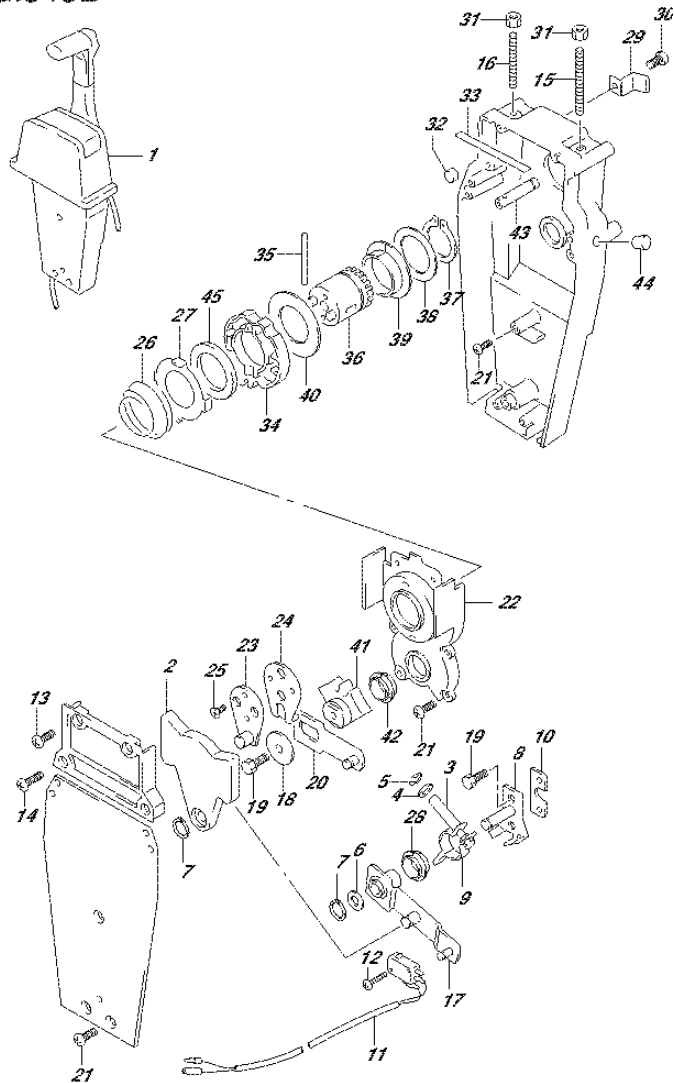


FIG.545B (2-G-12) OPT:REMOTE CONTROL ASSY SINGLE (2) (DF25AT P01)

REF NO.	PART NO.	DESCRIPTION	Q'TY	REMARKS
1	67200-93J13	REMOTE CONTROL ASSY	1	
2	67222-92E00	.DUAL PLATE	1	
3	67223-92E00	.BRAKE ADJUST	1	
4	67288-92E00	.WASHER	1	
5	67292-94300	.E RING	4	
6	67288-92E10	.WASHER	1	
7	67291-92E00	.SNAP RING	2	
8	67221-92E00	.SHIFT ASSY	1	
9	67224-92E00	.BRAKE ARM ASSY	1	
10	67294-92E00	.SPACER	1	
11	37721-95500	.SWITCH ASSY, N/R	1	
12	67296-92E11	.SCREW (3X15)	2	
13	67296-88D10	.SCREW (5X16)	2	
14	67296-92E20	.SCREW (5X25)	2	
15	67226-92E00	.BOLT, STOPPER FRONT	1	
16	67226-92E10	.BOLT, STOPPER REAR	1	
17	67240-92E00	.ARM ASSY, THROTTLE	1	
18	67228-92E00	.WASHER	1	
19	67286-92E00	.BOLT (6X18)	3	
20	67230-92E00	.SHIFT ARM ASSY	1	
21	09125-05042	.SCREW (5X10)	9	
22	67234-92E00	.CASE, GEAR	1	
23	67245-92E00	.LEVER ASSY, THROTTLE	1	
24	67227-92E00	.STOPPER	1	
25	09126-06006	.SCREW (6X20)	2	
26	67233-92E00	.SPRING	1	
27	67235-92E00	.PLATE, SHIFT LOCK	1	
28	67232-95620	.BUSH	1	
29	67269-92E00	.BRACKET	1	
30	67296-88D10	.SCREW	1	
31	09140-06020	.NUT	2	
32	67236-92E00	.ROLLER	1	
33	67237-92E01	.SPRING	6	
34	67238-92E00	.GEAR, DRIVE	1	

FIG.545B

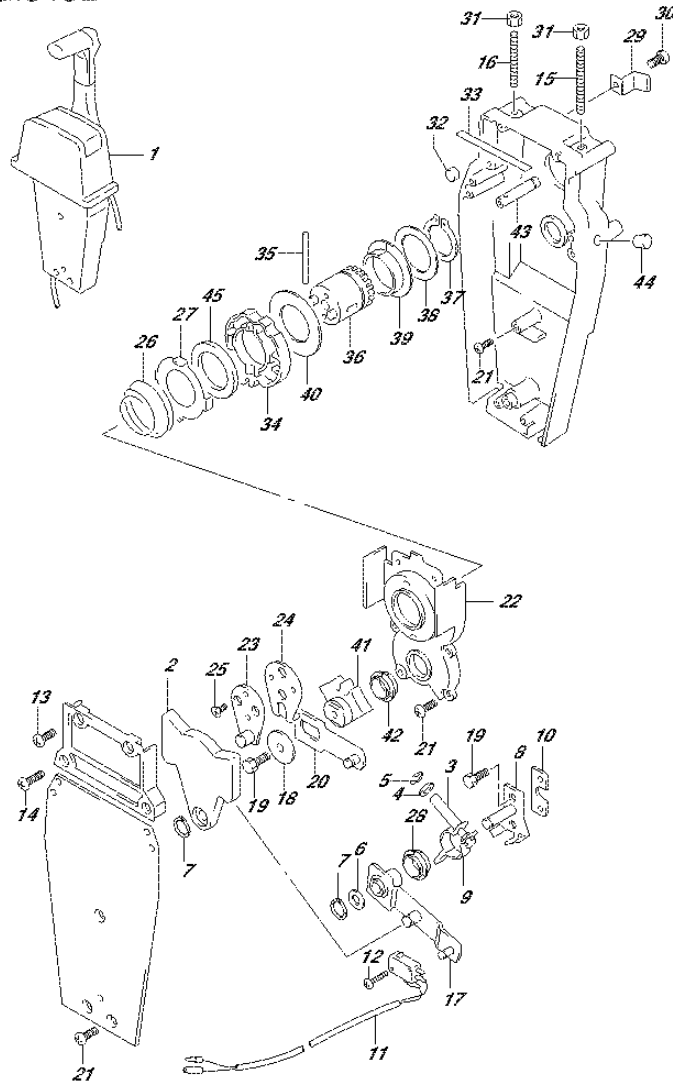


FIG.545B (2-G-13) OPT:REMOTE CONTROL ASSY SINGLE (2) (DF25AT P01)

REF NO.	PART NO.	DESCRIPTION	Q'TY	REMARKS
35	67239-92E00	.PIN	1	
36	67246-92E00	.SHAFT, DRIVE	1	
37	67291-92E10	.SNAP RING	1	
38	67253-92E10	.WASHER	1	
39	67252-92E10	.BUSH	1	
40	67253-95600	.WASHER	1	
41	67231-92E00	.GEAR, SHIFT	1	
42	67232-95600	.BUSH	1	
43	67241-92E10	.ROD, FREE ACC	1	
44	67243-92E00	.CAP, HOLE	1	
45	67239-92E10	.PLATE, SHIFT PIN	1	

FIG.545C

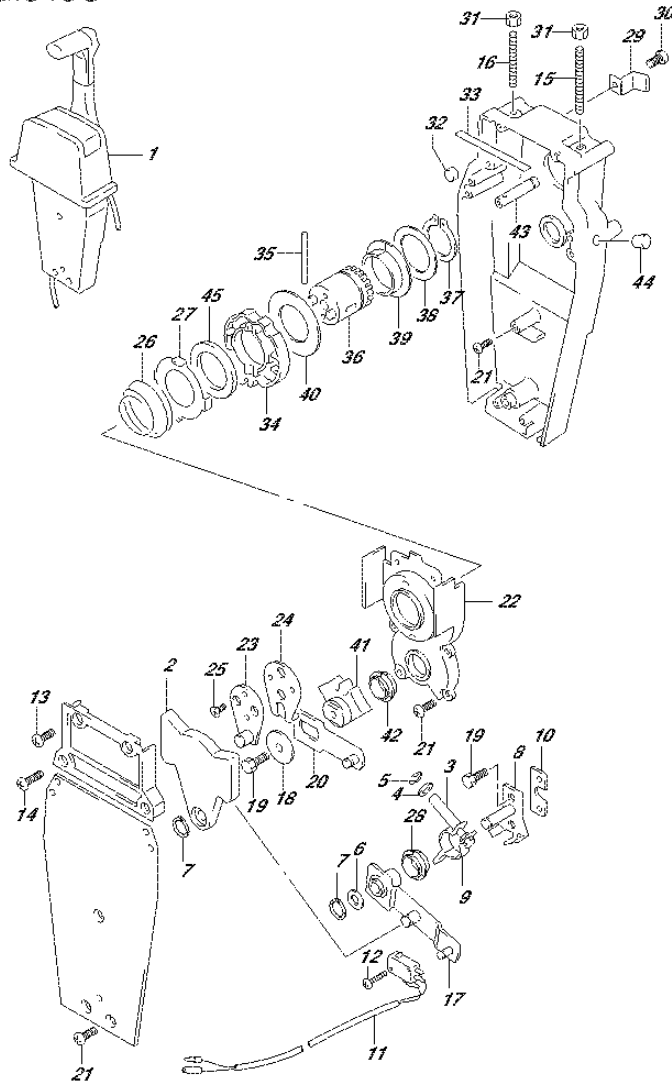


FIG.545C (2-G-14) OPT:REMOTE CONTROL ASSY SINGLE (2) (DF30AT P01)

REF NO.	PART NO.	DESCRIPTION	Q'TY	REMARKS
1	67200-93J13	REMOTE CONTROL ASSY	1	
2	67222-92E00	.DUAL PLATE	1	
3	67223-92E00	.BRAKE ADJUST	1	
4	67288-92E00	.WASHER	1	
5	67292-94300	.E RING	4	
6	67288-92E10	.WASHER	1	
7	67291-92E00	.SNAP RING	2	
8	67221-92E00	.SHIFT ASSY	1	
9	67224-92E00	.BRAKE ARM ASSY	1	
10	67294-92E00	.SPACER	1	
11	37721-95500	.SWITCH ASSY, N/R	1	
12	67296-92E11	.SCREW (3X15)	2	
13	67296-88D10	.SCREW (5X16)	2	
14	67296-92E20	.SCREW (5X25)	2	
15	67226-92E00	.BOLT, STOPPER FRONT	1	
16	67226-92E10	.BOLT, STOPPER REAR	1	
17	67240-92E00	.ARM ASSY, THROTTLE	1	
18	67228-92E00	.WASHER	1	
19	67286-92E00	.BOLT (6X18)	3	
20	67230-92E00	.SHIFT ARM ASSY	1	
21	09125-05042	.SCREW (5X10)	9	
22	67234-92E00	.CASE, GEAR	1	
23	67245-92E00	.LEVER ASSY, THROTTLE	1	
24	67227-92E00	.STOPPER	1	
25	09126-06006	.SCREW (6X20)	2	
26	67233-92E00	.SPRING	1	
27	67235-92E00	.PLATE, SHIFT LOCK	1	
28	67232-95620	.BUSH	1	
29	67269-92E00	.BRACKET	1	
30	67296-88D10	.SCREW	1	
31	09140-06020	.NUT	2	
32	67236-92E00	.ROLLER	1	
33	67237-92E01	.SPRING	6	
34	67238-92E00	.GEAR, DRIVE	1	

FIG.545C

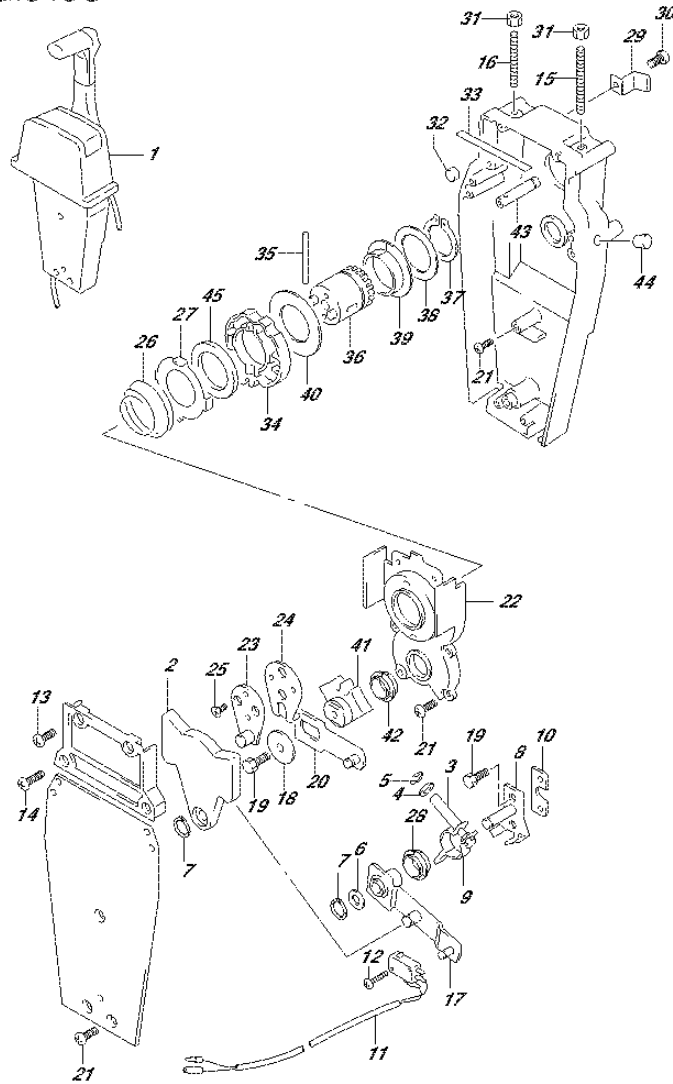


FIG.545C (2-G-15) OPT:REMOTE CONTROL ASSY SINGLE (2) (DF30AT P01)

REF NO.	PART NO.	DESCRIPTION	Q'TY	REMARKS
35	67239-92E00	.PIN	1	
36	67246-92E00	.SHAFT, DRIVE	1	
37	67291-92E10	.SNAP RING	1	
38	67253-92E10	.WASHER	1	
39	67252-92E10	.BUSH	1	
40	67253-95600	.WASHER	1	
41	67231-92E00	.GEAR, SHIFT	1	
42	67232-95600	.BUSH	1	
43	67241-92E10	.ROD, FREE ACC	1	
44	67243-92E00	.CAP, HOLE	1	
45	67239-92E10	.PLATE, SHIFT PIN	1	

FIG.553A

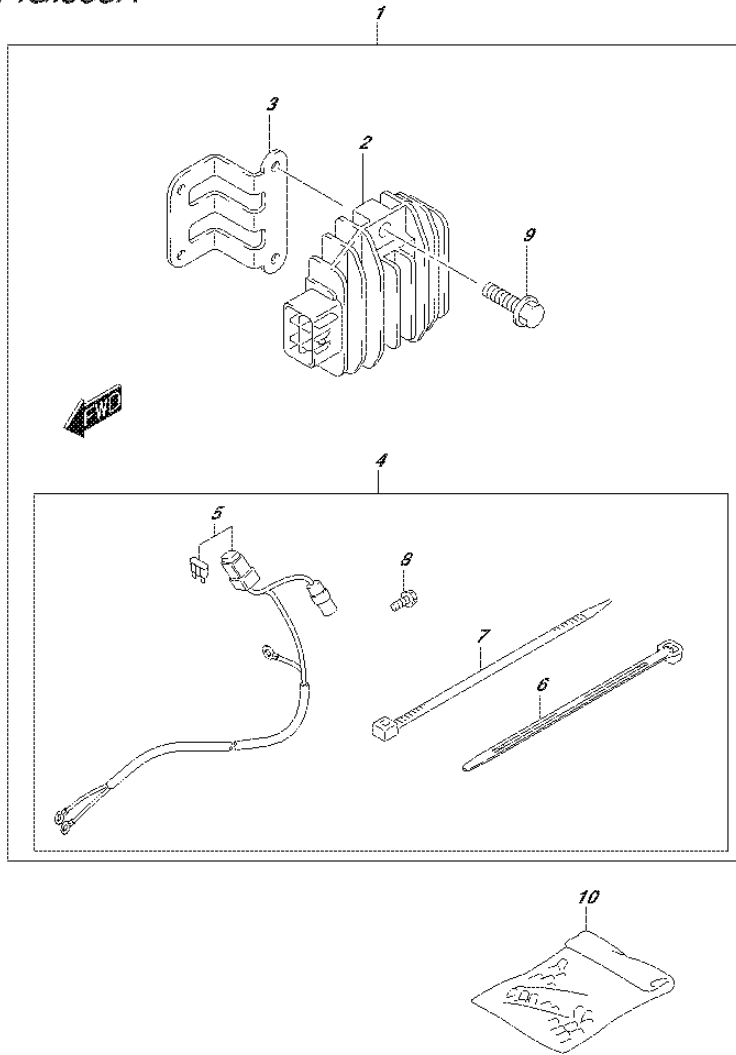


FIG.553A (2-H-2) OPT:ELECTRICAL (MANUAL STARTER) (DF25A P01)

REF NO.	PART NO.	DESCRIPTION	Q'TY	REMARKS
1	32000-94L00	KIT, BATTERY CHARGING	1	
2	32800-88L00	.RECTIFIER & REGULATOR ASSY	1	
3	32815-94L00	.BRACKET, RECTIFIER	1	
4	39600-94L00	.RECEPTACLE SET	1	
5	36740-94L00	..CASE ASSY, FUSE	1	
6	09407-14403	..CLAMP (L:125)	2	
7	09407-14407	..CLAMP (L:145)	3	
8	01550-06127	..BOLT	1	
9	01550-06207	.BOLT	2	
10	36990-87D00	TERMINAL & SLEEVE SET	1	

FIG.553B

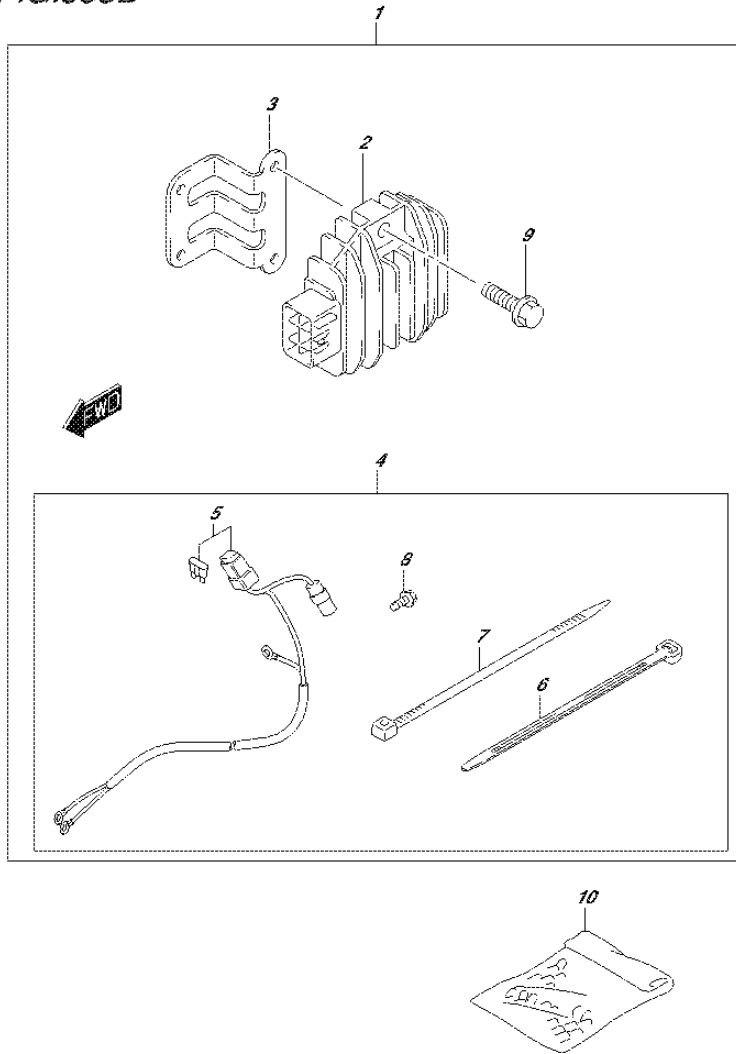


FIG.553B (2-H-3) OPT:ELECTRICAL (MANUAL STARTER) (DF30A P40)

REF NO.	PART NO.	DESCRIPTION	Q'TY	REMARKS
1	32000-94L00	KIT, BATTERY CHARGING	1	
2	32800-88L00	.RECTIFIER & REGULATOR ASSY	1	
3	32815-94L00	.BRACKET, RECTIFIER	1	
4	39600-94L00	.RECEPTACLE SET	1	
5	36740-94L00	..CASE ASSY, FUSE	1	
6	09407-14403	..CLAMP (L:125)	2	
7	09407-14407	..CLAMP (L:145)	3	
8	01550-06127	..BOLT	1	
9	01550-06207	.BOLT	2	
10	36990-87D00	TERMINAL & SLEEVE SET	1	

FIG.553C

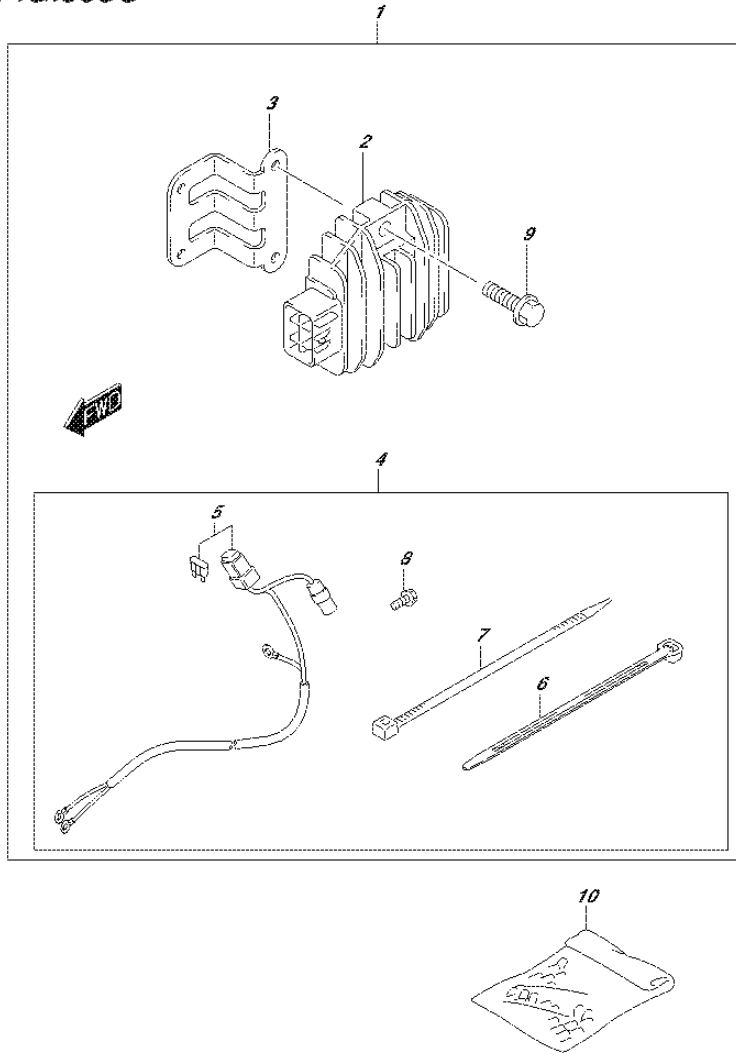


FIG.553C (2-H-4) OPT:ELECTRICAL (MANUAL STARTER) (DF30AQ P01)

REF NO.	PART NO.	DESCRIPTION	Q'TY	REMARKS
1	32000-94L00	KIT, BATTERY CHARGING	1	
2	32800-88L00	.RECTIFIER & REGULATOR ASSY	1	
3	32815-94L00	.BRACKET, RECTIFIER	1	
4	39600-94L00	.RECEPTACLE SET	1	
5	36740-94L00	..CASE ASSY, FUSE	1	
6	09407-14403	..CLAMP (L:125)	2	
7	09407-14407	..CLAMP (L:145)	3	
8	01550-06127	..BOLT	1	
9	01550-06207	.BOLT	2	
10	36990-87D00	TERMINAL & SLEEVE SET	1	

FIG.561A

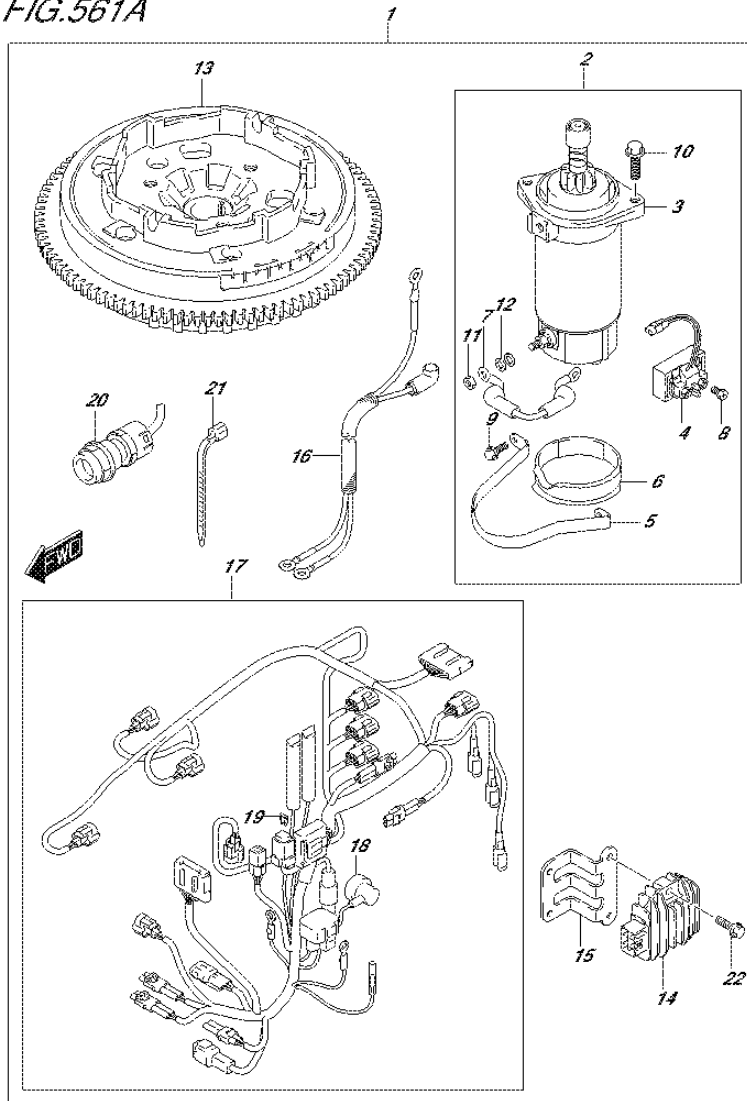


FIG.561A (2-H-5) OPT:STARTING MOTOR (MANUAL STARTER) (DF25A P01)

REF NO.	PART NO.	DESCRIPTION	Q'TY	REMARKS
1	31000-94L00	STARTER SET, ELECTRIC	1	
2	31101-94L00	.MOTOR SET, STARTER	1	
3	31100-94401	..MOTOR ASSY, STARTING	1	
4	31800-94L00	..RELAY ASSY, STARTER MOTOR	1	
5	31912-94L00	..BAND, STARTER MOTOR	1	
6	31918-94401	..DAMPER, LOWER	1	
7	33820-89E01	..CABLE, PLUS TERM TO RELAY	1	
8	09128-06013	..SCREW (6X8)	2	
9	01550-06167	..BOLT	2	
10	01550-08257	..BOLT	2	
11	08310-00067	..NUT	1	
12	08321-01067	..WASHER, LOCK	1	
13	32102-94L10	FLYWHEEL, MAGNETO	1	
14	32800-88L00	.RECTIFIER & REGULATOR ASSY	1	
15	32815-94L00	.BRACKET, RECTIFIER	1	
16	33810-94L00	.CABLE, STARTER	1	
17	36610-94L10	.HARNES ASSY, WIRING (ME)	1	
18	36618-43410	..CAP, OIL PRESSURE SWITCH	1	
19	09481-30501	..FUSE (30A)	1	
20	37161-89L00	.SWITCH ASSY, STARTER MOTOR	1	
21	09407-18402	.CLAMP (L:165)	1	
22	01550-06207	.BOLT	2	

FIG.561B

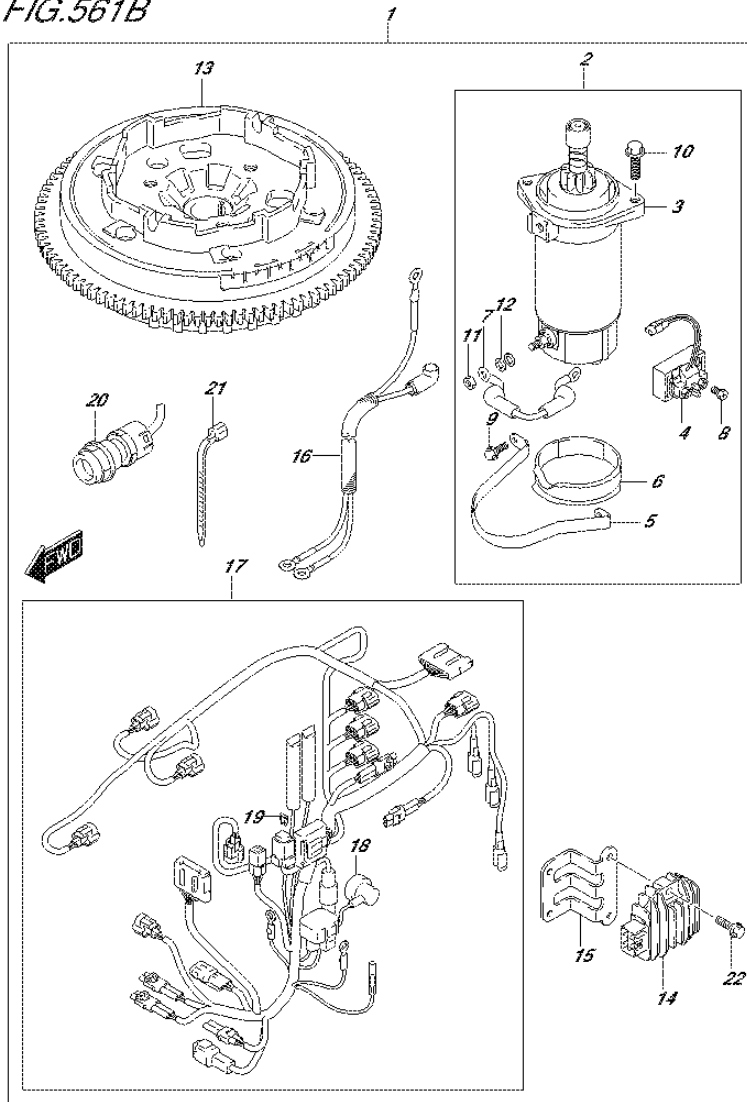


FIG.561B (2-H-6) OPT:STARTING MOTOR (MANUAL STARTER) (DF30A P40)

REF NO.	PART NO.	DESCRIPTION	Q'TY	REMARKS
1	31000-94L00	STARTER SET, ELECTRIC	1	
2	31101-94L00	.MOTOR SET, STARTER	1	
3	31100-94401	..MOTOR ASSY, STARTING	1	
4	31800-94L00	..RELAY ASSY, STARTER MOTOR	1	
5	31912-94L00	..BAND, STARTER MOTOR	1	
6	31918-94401	..DAMPER, LOWER	1	
7	33820-89E01	..CABLE, PLUS TERM TO RELAY	1	
8	09128-06013	..SCREW (6X8)	2	
9	01550-06167	..BOLT	2	
10	01550-08257	..BOLT	2	
11	08310-00067	..NUT	1	
12	08321-01067	..WASHER, LOCK	1	
13	32102-94L10	FLYWHEEL, MAGNETO	1	
14	32800-88L00	.RECTIFIER & REGULATOR ASSY	1	
15	32815-94L00	.BRACKET, RECTIFIER	1	
16	33810-94L00	.CABLE, STARTER	1	
17	36610-94L10	.HARNES ASSY, WIRING (ME)	1	
18	36618-43410	..CAP, OIL PRESSURE SWITCH	1	
19	09481-30501	..FUSE (30A)	1	
20	37161-89L00	.SWITCH ASSY, STARTER MOTOR	1	
21	09407-18402	.CLAMP (L:165)	1	
22	01550-06207	.BOLT	2	

FIG.561C

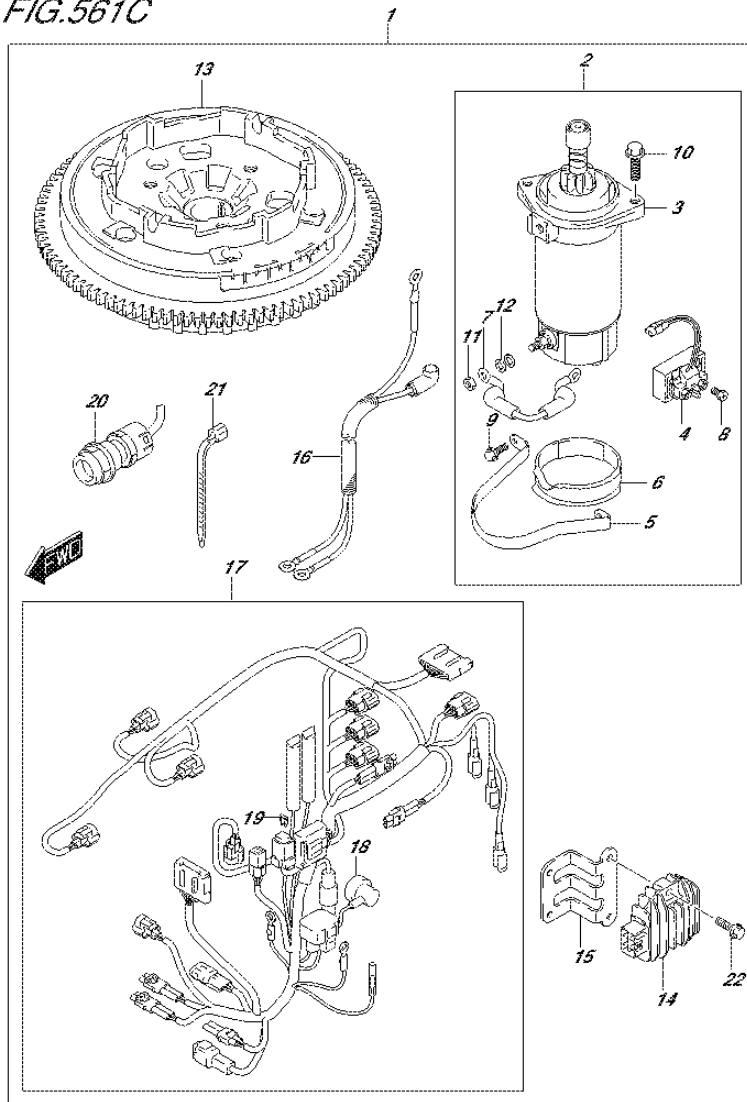


FIG.561C (2-H-7) OPT:STARTING MOTOR (MANUAL STARTER) (DF30AQ P01)

REF NO.	PART NO.	DESCRIPTION	Q'TY	REMARKS
1	31000-94L00	STARTER SET, ELECTRIC	1	
2	31101-94L00	.MOTOR SET, STARTER	1	
3	31100-94401	..MOTOR ASSY, STARTING	1	
4	31800-94L00	..RELAY ASSY, STARTER MOTOR	1	
5	31912-94L00	..BAND, STARTER MOTOR	1	
6	31918-94401	..DAMPER, LOWER	1	
7	33820-89E01	..CABLE, PLUS TERM TO RELAY	1	
8	09128-06013	..SCREW (6X8)	2	
9	01550-06167	..BOLT	2	
10	01550-08257	..BOLT	2	
11	08310-00067	..NUT	1	
12	08321-01067	..WASHER, LOCK	1	
13	32102-94L10	FLYWHEEL, MAGNETO	1	
14	32800-88L00	.RECTIFIER & REGULATOR ASSY	1	
15	32815-94L00	.BRACKET, RECTIFIER	1	
16	33810-94L00	.CABLE, STARTER	1	
17	36610-94L10	.HARNES ASSY, WIRING (ME)	1	
18	36618-43410	..CAP, OIL PRESSURE SWITCH	1	
19	09481-30501	..FUSE (30A)	1	
20	37161-89L00	.SWITCH ASSY, STARTER MOTOR	1	
21	09407-18402	.CLAMP (L:165)	1	
22	01550-06207	.BOLT	2	

FIG.575A

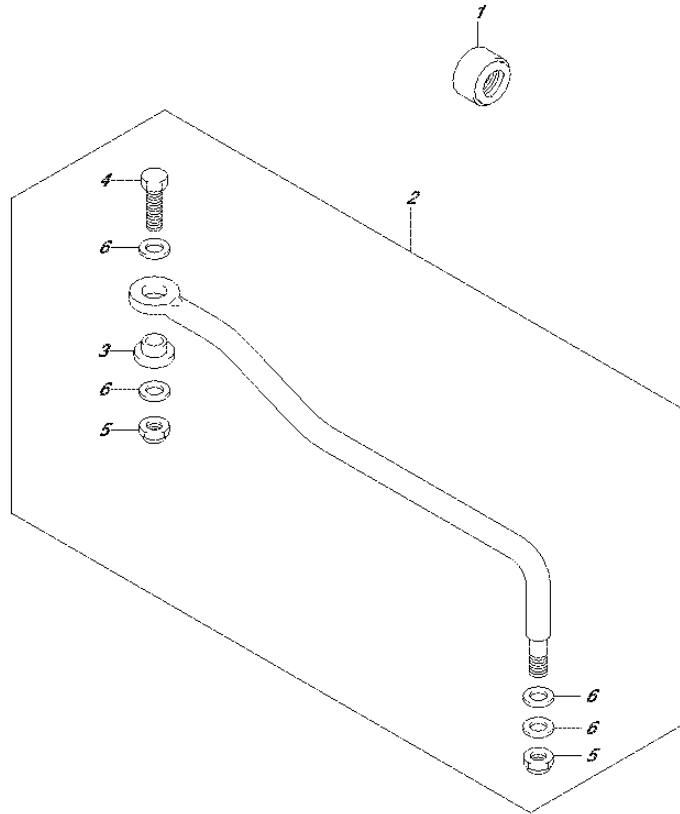


FIG.575A (2-H-8) OPT:DRAG LINK (DF25A P01)

REF NO.	PART NO.	DESCRIPTION	Q'TY	REMARKS
1	41161-94400	SEAL, STEERING CABLE	1	
2	67701-94L00	LINK ASSY, DRAG	1	
3	67721-94L00	.SPACER	1	
4	67725-96J00	.BOLT	1	
5	67726-99E00	.NUT	2	
6	67728-99E00	.WASHER	4	



FIG.575B

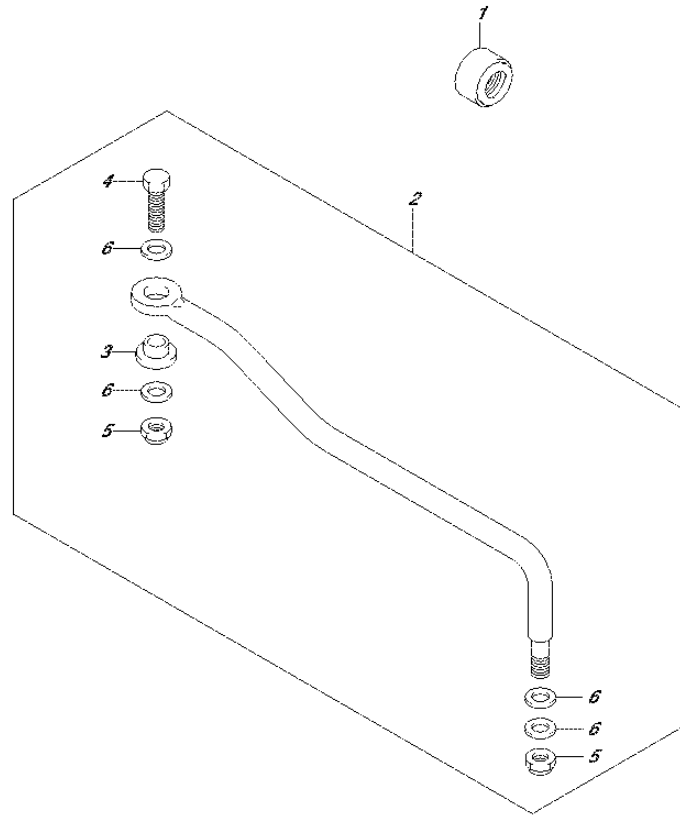


FIG.575B (2-H-9) OPT:DRAG LINK (DF25ATH P01)

REF NO.	PART NO.	DESCRIPTION	Q'TY	REMARKS
1	41161-94400	SEAL, STEERING CABLE	1	
2	67701-94L00	LINK ASSY, DRAG	1	
3	67721-94L00	.SPACER	1	
4	67725-96J00	.BOLT	1	
5	67726-99E00	.NUT	2	
6	67728-99E00	.WASHER	4	



FIG.575C

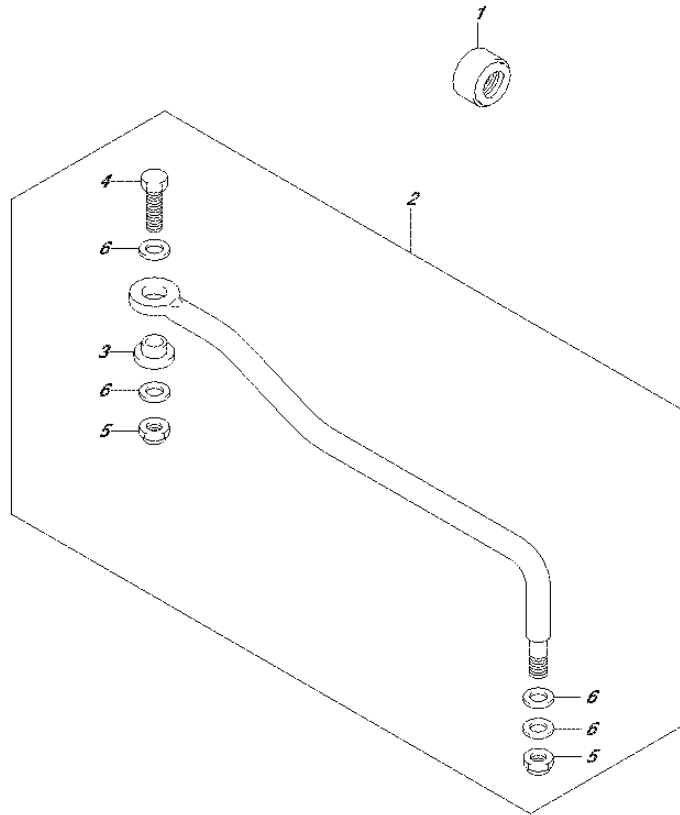


FIG.575C (2-H-10) OPT:DRAG LINK (DF30A P40)

REF NO.	PART NO.	DESCRIPTION	Q'TY	REMARKS
1	41161-94400	SEAL, STEERING CABLE	1	
2	67701-94L00	LINK ASSY, DRAG	1	
3	67721-94L00	.SPACER	1	
4	67725-96J00	.BOLT	1	
5	67726-99E00	.NUT	2	
6	67728-99E00	.WASHER	4	



FIG.575D

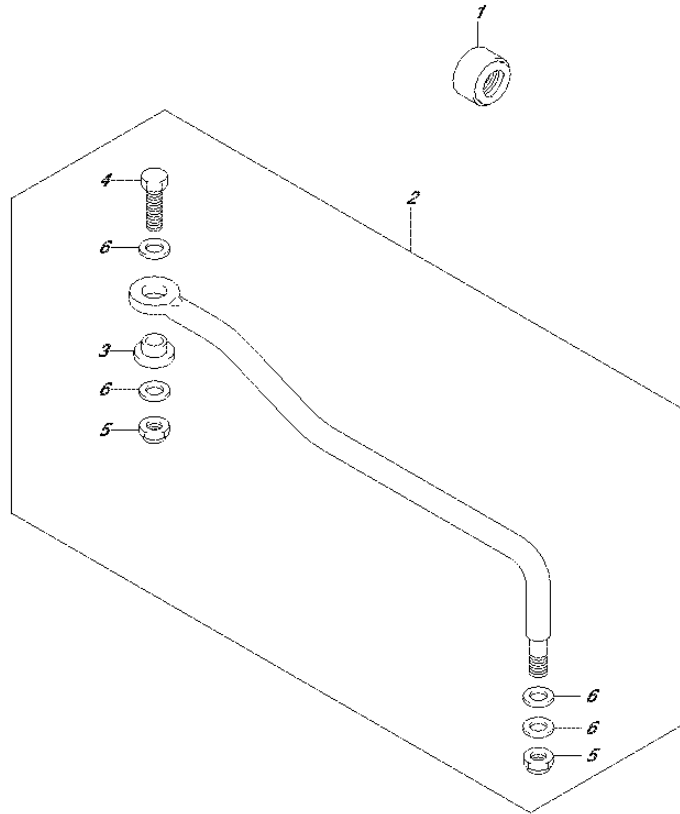


FIG.575D (2-H-11) OPT:DRAG LINK (DF30ATH P01)

REF NO.	PART NO.	DESCRIPTION	Q'TY	REMARKS
1	41161-94400	SEAL, STEERING CABLE	1	
2	67701-94L00	LINK ASSY, DRAG	1	
3	67721-94L00	.SPACER	1	
4	67725-96J00	.BOLT	1	
5	67726-99E00	.NUT	2	
6	67728-99E00	.WASHER	4	



FIG.575E

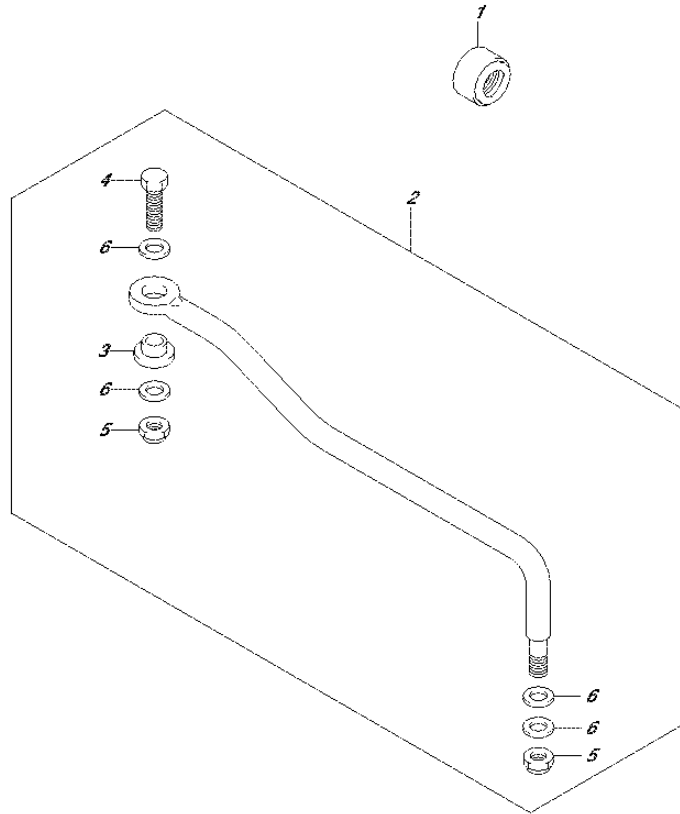


FIG.575E (2-H-12) OPT:DRAG LINK (DF30AQ P01)

REF NO.	PART NO.	DESCRIPTION	Q'TY	REMARKS
1	41161-94400	SEAL, STEERING CABLE	1	
2	67701-94L00	LINK ASSY, DRAG	1	
3	67721-94L00	.SPACER	1	
4	67725-96J00	.BOLT	1	
5	67726-99E00	.NUT	2	
6	67728-99E00	.WASHER	4	



FIG.588A

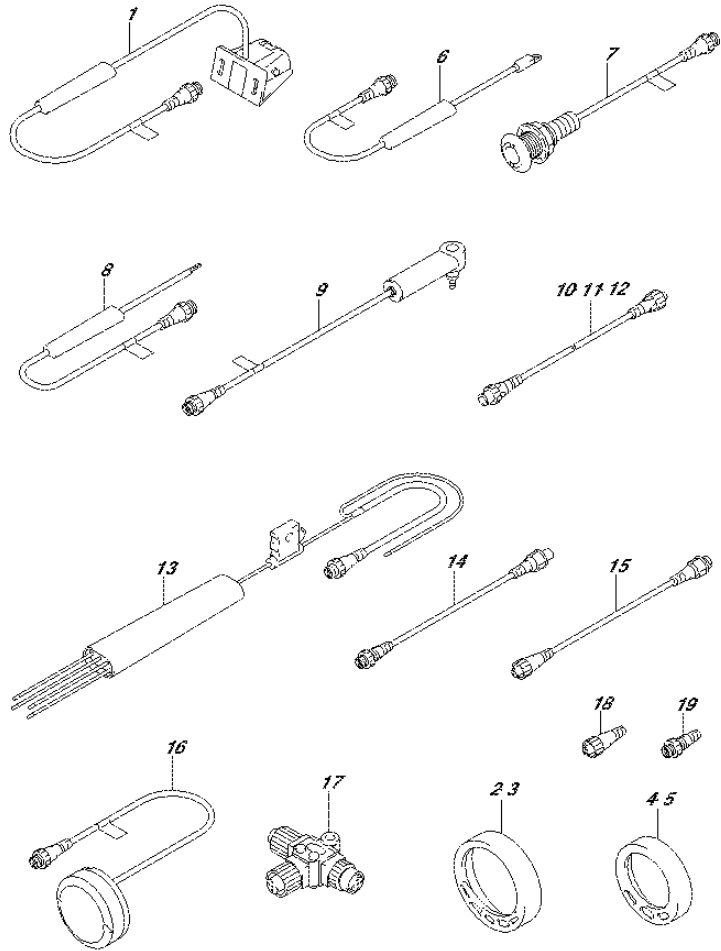


FIG.588A (2-H-13) OPT:LOWRANCE GAUGE (DF25AR P01)

REF NO.	PART NO.	DESCRIPTION	Q'TY	REMARKS
1	34190-88L00	SENSOR ASSY,PAD WHEEL	1	
2	34193-88L00	BEZEL, 4 IN CHR	1	
3	34193-88L20	BEZEL, 4 IN WHITE	1	
4	34193-88L40	BEZEL, 2 IN CHR	1	
5	34193-88L60	BEZEL, 2 IN WHITE	1	
6	34455-88L00	SENSOR ASSY, WATER TEMP	1	
7	34455-88L10	SENSOR ASSY, WATER TEMP	1	
8	34810-88L00	SENSOR ASSY, FLUID LEVEL	1	
9	34960-88L00	SENSOR ASSY, WATER PRESSURE	1	
10	36662-88L10	WIRE, 2 EXTENSION	1	
11	36662-88L20	WIRE, 6 EXTENSION	1	
12	36662-88L30	WIRE, 15 EXTENSION	1	
13	36663-88L10	HARNESS ASSY, NETWORK POWER	1	
14	36666-88L00	WIRE, ADAPTER TO N NETWORK	1	
15	36666-88L10	WIRE, ADAPTER TO L NETWORK	1	
16	39950-88L00	MODULE ASSY, GPS RECEIVER	1	
17	36664-88L00	CONNECTOR, BRANCH	1	
18	36665-88L00	UNIT, RESISTOR FEMALE	1	
19	36665-88L10	UNIT, RESISTOR MALE	1	

FIG.588B

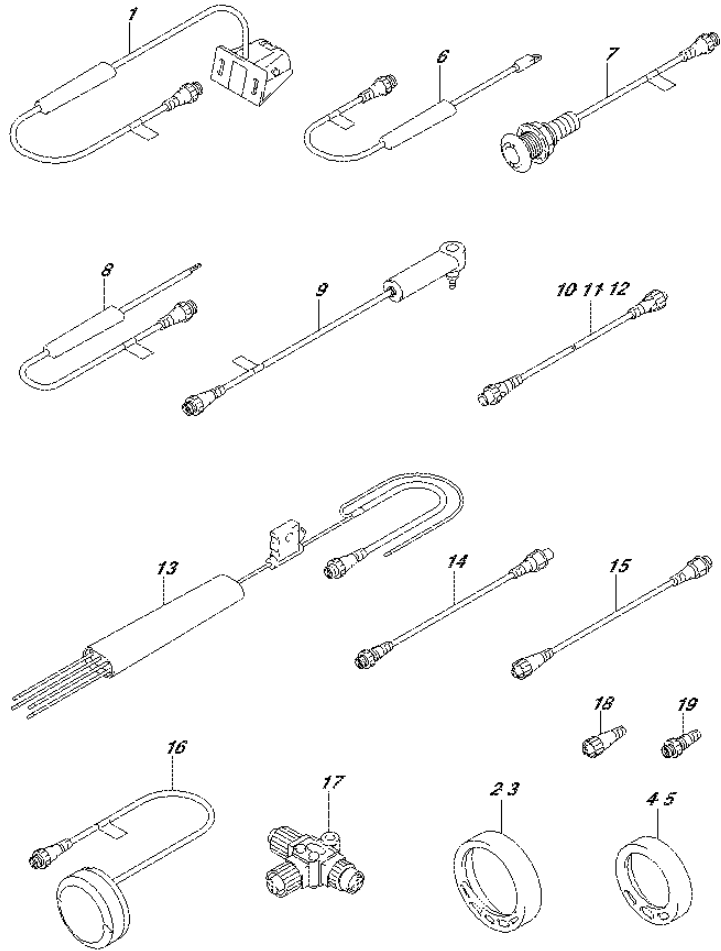


FIG.588B (2-H-14) OPT:LOWRANCE GAUGE (DF25AT P01)

REF NO.	PART NO.	DESCRIPTION	Q'TY	REMARKS
1	34190-88L00	SENSOR ASSY,PAD WHEEL	1	
2	34193-88L00	BEZEL, 4 IN CHR	1	
3	34193-88L20	BEZEL, 4 IN WHITE	1	
4	34193-88L40	BEZEL, 2 IN CHR	1	
5	34193-88L60	BEZEL, 2 IN WHITE	1	
6	34455-88L00	SENSOR ASSY, WATER TEMP	1	
7	34455-88L10	SENSOR ASSY, WATER TEMP	1	
8	34810-88L00	SENSOR ASSY, FLUID LEVEL	1	
9	34960-88L00	SENSOR ASSY, WATER PRESSURE	1	
10	36662-88L10	WIRE, 2 EXTENSION	1	
11	36662-88L20	WIRE, 6 EXTENSION	1	
12	36662-88L30	WIRE, 15 EXTENSION	1	
13	36663-88L10	HARNESS ASSY, NETWORK POWER	1	
14	36666-88L00	WIRE, ADAPTER TO N NETWORK	1	
15	36666-88L10	WIRE, ADAPTER TO L NETWORK	1	
16	39950-88L00	MODULE ASSY, GPS RECEIVER	1	
17	36664-88L00	CONNECTOR, BRANCH	1	
18	36665-88L00	UNIT, RESISTOR FEMALE	1	
19	36665-88L10	UNIT, RESISTOR MALE	1	

FIG.588C

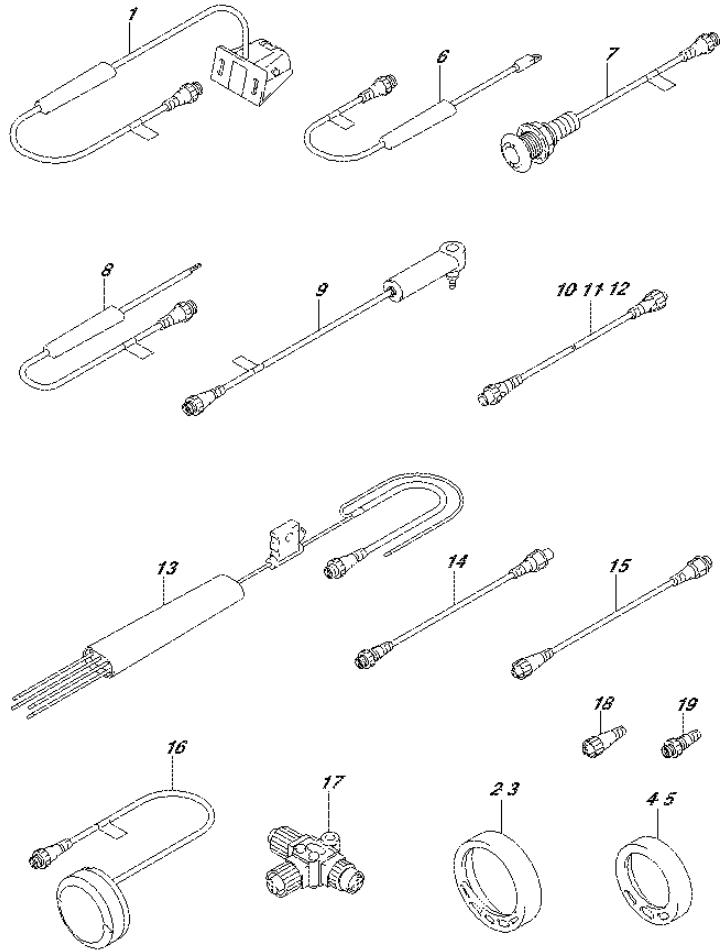


FIG.588C (2-H-15) OPT:LOWRANCE GAUGE (DF30AT P01)

REF NO.	PART NO.	DESCRIPTION	Q'TY	REMARKS
1	34190-88L00	SENSOR ASSY,PAD WHEEL	1	
2	34193-88L00	BEZEL, 4 IN CHR	1	
3	34193-88L20	BEZEL, 4 IN WHITE	1	
4	34193-88L40	BEZEL, 2 IN CHR	1	
5	34193-88L60	BEZEL, 2 IN WHITE	1	
6	34455-88L00	SENSOR ASSY, WATER TEMP	1	
7	34455-88L10	SENSOR ASSY, WATER TEMP	1	
8	34810-88L00	SENSOR ASSY, FLUID LEVEL	1	
9	34960-88L00	SENSOR ASSY, WATER PRESSURE	1	
10	36662-88L10	WIRE, 2 EXTENSION	1	
11	36662-88L20	WIRE, 6 EXTENSION	1	
12	36662-88L30	WIRE, 15 EXTENSION	1	
13	36663-88L10	HARNESS ASSY, NETWORK POWER	1	
14	36666-88L00	WIRE, ADAPTER TO N NETWORK	1	
15	36666-88L10	WIRE, ADAPTER TO L NETWORK	1	
16	39950-88L00	MODULE ASSY, GPS RECEIVER	1	
17	36664-88L00	CONNECTOR, BRANCH	1	
18	36665-88L00	UNIT, RESISTOR FEMALE	1	
19	36665-88L10	UNIT, RESISTOR MALE	1	

PART NO.	FIG.NO.-REF.NO.	PART NO.	FIG.NO.-REF.NO.	PART NO.	FIG.NO.-REF.NO.
10000			122E-1		334F-9
			122F-1		334G-9
			122G-1		334H-10
			122H-1	13711-94L00	122A-16
			122A-2		122B-16
	11110-94L00	111A-1	13119-94L00	122B-2	122C-16
	11112-84400	113A-2		122C-2	122D-16
	11115-30D70	111A-14		122D-2	122E-16
	11119-94L00	111A-2		122E-2	122F-16
	11141-94L00	111A-3		122F-2	122G-16
	11162-94L00	111A-5		122G-2	122H-16
	11170-94L00	111A-6		122H-2	122A-14
	11174-94L00	111A-7	13125-94L00	122A-3	122B-14
	11261-93J00	139A-7		122B-3	122C-14
11291-94L00	113A-7		122C-3	122D-14	
11301-94L00	113A-1		122D-3	122E-14	
11382-93E00	111A-8		122E-3	122F-14	
12100-89L00-050	116A-10		122F-3	122G-14	
12111-89L00-0B0	116A-1		122G-3	122H-14	
12140-89L00	116A-2		122H-3	122A-15	
12140-89L00-050	116A-11	13300-94L00	163A-1	122B-15	
12151-89L00	116A-3	13510-94L00	166B-1	122C-15	
12160-89L00	116A-5		166C-1	122D-15	
12163-89L00	116A-6		166F-1	122E-15	
12220-94L00	116A-7		513A-2	122F-15	
12341-89L10	116A-8		513B-2	122G-15	
12631-94L00	120A-1		513C-2	122H-15	
12635-89L00	120A-2		513D-2	122A-17	
12637-89L00	120A-3		513E-2	122B-17	
12638-89L00	120A-4	13640-32G20	334A-1	122C-17	
12700-94L00	121A-1		334B-1	122D-17	
12741-94L00	120A-5		334C-1	122E-17	
12744-94L00	120A-6		334D-1	122F-17	
12761-94L00	120A-12		334E-1	122G-17	
12764-94L00	120A-13		334F-1	122H-17	
12840-94L00	121A-3		334G-1	122A-18	
12842-09J00	121A-4		334H-1	122B-18	
12843-27A00	121A-5	13650-52G00	334A-9	122C-18	
12861-94L00	121A-6		334B-8	122D-18	
12862-94L00	121A-7		334C-8	122E-18	
12911-94L00	121A-10		334D-8	122F-18	
12915-94L00	121A-11		334E-9	122G-18	
12921-94L00	121A-12		334F-8	122H-18	
12931-09420	121A-13		334G-8	122A-19	
12932-09G00	121A-14		334H-9	122B-19	
12933-94L00	121A-15	13655-87J00	334A-10	122C-19	
13110-94L00	122A-1		334B-9	122D-19	
	122B-1		334C-9	122E-19	
	122C-1		334D-9	122F-19	
	122D-1		334E-10	122G-19	

PART NO.	FIG.NO.-REF.NO.	PART NO.	FIG.NO.-REF.NO.	PART NO.	FIG.NO.-REF.NO.
			122H-19	15100-94L10	146E-22
13816-94L00			122A-20	15131-94L00	146A-23
			122B-20		146B-23
			122C-20		146C-23
			122D-20		146D-23
			122E-20		146E-23
			122F-20		146F-23
			122G-20		146G-23
			122H-20		146H-23
13817-94L00		15191-94L00	122A-21	146A-24	
			122B-21	146B-24	
			122C-21	146C-24	
			122D-21	146D-24	
			122E-21	146E-24	
			122F-21	146F-24	
			122G-21	146G-24	
			122H-21	146H-24	
13820-94L00		15192-94L00	122A-23	146A-25	
			122B-23	146B-25	
			122C-23	146C-25	
			122D-23	146D-25	
13832-94L00			122E-23	146E-25	
			122F-23	146F-25	
			122G-23	146G-25	
			122H-23	146H-25	
13841-94L00		15193-94L00	122A-22	146A-26	
			122B-22	146B-26	
			122C-22	146C-26	
			122D-22	146D-26	
			122E-22	146E-26	
			122F-22	146F-26	
			122G-22	146G-26	
			122H-22	146H-26	
13851-94L00		15194-94L00	122A-24	146A-27	
			122B-24	146B-27	
			122C-24	146C-27	
			122D-24	146D-27	
			122E-24	146E-27	
			122F-24	146F-27	
			122G-24	146G-27	
			122H-24	146H-27	
14110-94L00		15194-94L10	139A-1	146A-28	
14151-94L00			139A-2	146B-28	
15100-94L00			146A-22	146C-28	
			146B-22	146D-28	
			146C-22	146E-28	
			146D-22	146F-28	
			146F-22	146G-28	
			146G-22	146H-28	
		15194-94L20	146H-22	146A-29	
					146B-29
					146C-29
					146D-29
					146E-29
					146F-29
					146G-29
					146H-29
		15194-94L30			146A-30
					146B-30
					146C-30
					146D-30
					146E-30
					146F-30
					146G-30
					146H-30
					146A-31
					146B-31
					146C-31
					146D-31
					146E-31
					146F-31
					146G-31
					146H-31
					146A-1
					146B-1
					146C-1
					146D-1
					146E-1
					146F-1
					146G-1
					146H-1
					162A-5
					146A-2
					146B-2
					146C-2
					146D-2
					146E-2
					146F-2
					146G-2
					146H-2
					146A-32
					146B-32
					146C-32
					146D-32
					146E-32
					146F-32
					146G-32
					146H-32
					146A-3
					146B-3

PART NO.	FIG.NO.-REF.NO.	PART NO.	FIG.NO.-REF.NO.	PART NO.	FIG.NO.-REF.NO.
	146C-3		146E-17		160C-1
	146D-3		146F-17		160D-1
	146E-3		146G-17		160E-1
	146F-3		146H-17		160F-1
	146G-3	15674-94L00	146A-5		160G-1
	146H-3		146B-5		160H-1
15419-87J00	146A-33		146C-5	17413-94L00	160A-2
	146B-33		146D-5		160B-2
	146C-33		146E-5		160C-2
	146D-33		146F-5		160D-2
	146E-33		146G-5		160F-2
	146F-33		146H-5		160G-2
	146G-33	15681-94L00	144A-1		160H-2
	146H-33	15710-82M00	144A-2	17413-94L10	160E-2
15421-94L00	146A-35	15715-82M00	144A-3	17461-94L00	160A-3
	146B-35	15750-94L00	144A-4		160B-3
	146C-35	15770-94L00	146A-6		160C-3
	146D-35		146B-6		160D-3
	146E-35		146C-6		160E-3
	146F-35		146D-6		160F-3
	146G-35		146E-6		160G-3
	146H-35		146F-6		160H-3
15422-94L00	146A-36		146G-6	17462-94L00	160A-4
	146B-36		146H-6		160B-4
	146C-36	15820-94L00	146A-7		160C-4
	146D-36		146B-7		160D-4
	146E-36		146C-7		160E-4
	146F-36		146D-7		160F-4
	146G-36		146E-7		160G-4
	146H-36		146F-7		160H-4
15600-94L00	146A-4		146G-7	17471-94L00	160A-5
	146B-4		146H-7		160B-5
	146C-4	16400-94L00	175A-1		160C-5
	146D-4	16431-94L00	175A-2		160D-5
	146E-4	16440-11D00	113A-6		160F-5
	146F-4	16510-87JL0	175A-5		160G-5
	146G-4	16519-94L00	175A-6		160H-5
	146H-4	16520-94L00	175A-7	17471-94L10	160E-5
15629-89L00	146A-8	16910-94L00	175A-10	17472-94L00	160A-6
	146B-8	16930-94L00	175A-11		160B-6
	146C-8	17400-94L00	160A-18		160C-6
	146D-8		160B-18		160D-6
	146E-8		160C-18		160E-6
	146F-8		160D-18		160F-6
	146G-8		160F-18		160G-6
	146H-8		160G-18		160H-6
15662-94L00	146A-17		160H-18	17561-94L00	160A-7-1
	146B-17	17400-94L10	160E-18		160B-7-1
	146C-17	17411-94L00	160A-1		160C-7-1
	146D-17		160B-1		160D-7-1

PART NO.	FIG.NO.-REF.NO.	PART NO.	FIG.NO.-REF.NO.	PART NO.	FIG.NO.-REF.NO.
	160E-7-1		160G-11		167C-3
	160F-7-1		160H-11		167D-3
	160G-7-1	17670-94J00	162A-1		167E-3
	160H-7-1	17680-94L00	162A-2		167F-3
	160A-7-2	17685-94L00	162A-7		167G-3
17561-94L10	160B-7-2	17712-94L00	162A-4		167H-3
	160C-7-2	17913-93J00	405A-5	18132-89L00	167A-4
	160D-7-2	17914-93J00	405A-6		167B-4
	160E-7-2	17917-87L00	410A-30		167C-4
	160F-7-2		410B-30		167D-4
	160G-7-2		410C-30		167E-4
	160H-7-2		410D-30		167F-4
17562-94L00	160A-8		410E-30		167G-4
	160B-8		410F-30		167H-4
	160C-8		410G-30	18142-93E00	167A-5
	160D-8		410H-30		167B-5
	160E-8	18100-94L00	167A-1		167C-5
	160F-8		167B-1		167D-5
	160G-8		167C-1		167E-5
	160H-8		167D-1		167F-5
17564-94L00	160A-9		167E-1		167G-5
	160B-9		167F-1		167H-5
	160C-9		167G-1	18173-94L00	122A-10
	160D-9		167H-1		122B-10
	160E-9	18117-78K00	122A-7		122C-10
	160F-9		122B-7		122D-10
	160G-9		122C-7		122E-10
	160H-9		122D-7		122F-10
17565-94L00	160A-17		122E-7		122G-10
	160B-17		122F-7		122H-10
	160C-17		122G-7	18193-94L00	167A-11
	160D-17		122H-7		167B-11
	160E-17	18119-94L00	122A-8		167C-11
	160F-17		122B-8		167D-11
	160G-17		122C-8		167E-11
	160H-17		122D-8		167F-11
17631-94L00	160A-10		122E-8		167G-11
	160B-10		122F-8		167H-11
	160C-10		122G-8	18194-94L00	167A-12
	160D-10		122H-8		167B-12
	160E-10	18121-94JL0	167A-2		167C-12
	160F-10		167B-2		167D-12
	160G-10		167C-2		167E-12
	160H-10		167D-2		167F-12
17632-94L00	160A-11		167E-2		167G-12
	160B-11		167F-2		167H-12
	160C-11		167G-2	18210-95L00	167A-6
	160D-11		167H-2		167B-6
	160E-11	18130-93E01	167A-3		167C-6
	160F-11		167B-3		167D-6

PART NO.	FIG.NO.-REF.NO.	PART NO.	FIG.NO.-REF.NO.	PART NO.	FIG.NO.-REF.NO.
18280-93E00	167E-6	19122-99J00	513C-4	19185-99J00	166E-3
	167F-6		513D-4		166G-3
	167G-6		513E-4		166H-3
	167H-6		166B-4		166B-9
	167A-7		166C-4		166C-9
18290-94L00	167B-7	19131-95502	166F-4	20000	166F-9
	167C-7		513A-5		513A-8
	167D-7		513B-5		513B-8
	167E-7		513C-5		513C-8
	167F-7		513D-5		513D-8
	167G-7		513E-5		513E-8
	167H-7		166B-5		
	167A-10		166C-5		
	167B-10		166F-5		
	167C-10		513A-16		
18295-94L00	167D-10	19137-94L00	513B-16	21110-94L00	206B-1
	167E-10		513C-16		206C-1
	167F-10		513D-16		206F-1
	167G-10		513E-16		513A-9
	167H-10		166A-1		513B-9
	167A-13		166B-6		513C-9
	167B-13		166C-6		513D-9
	167C-13		166D-1		513E-9
	167D-13		166E-1		206A-1
	167E-13		166F-6		206D-1
18498-94JM0-170 18590-58M00	167F-13	19140-94L00	166G-1	21111-89L00	206E-1
	167G-13		166H-1		206G-1
	167H-13		166B-7		206H-1
	162A-8		166C-7		206A-2
	334A-11		166F-7		206B-2
	334B-10		513A-6		206C-2
	334C-10		513B-6		206D-2
	334D-10		513C-6		206E-2
	334E-11		513D-6		206F-2
	334F-10		513E-6		206G-2
19116-94L00	334G-10	19140-94L10	166A-2	21122-94L00	206H-2
	334H-11		166D-2		206C-2
	166B-2		166E-2		206D-2
	166C-2		166G-2		206E-2
	166F-2		166H-2		206F-2
	513A-3		166B-8		206G-2
	513B-3		166C-8		206H-2
	513C-3		166F-8		444A-31
	513D-3		513A-7		444B-31
	513E-3		513B-7		444C-31
19120-99J11	166B-3	19184-94L00	513C-7	21151-94L00	444D-31
	166C-3		513D-7		444E-31
	166F-3		513E-7		206A-3
	513A-4		166A-3		206B-3
	513B-4		166D-3		206C-3
					206D-3

PART NO.	FIG.NO.-REF.NO.	PART NO.	FIG.NO.-REF.NO.	PART NO.	FIG.NO.-REF.NO.
21210-94L00	206E-3	23211-94L00	410B-20	30000	503B-25
	206F-3		410C-20		521A-3
	206G-3		410D-20		521B-3
	206H-3		410E-20		521C-3
	206A-4		410F-20		
	206B-4		410G-20		
	206C-4		410H-20		
	206D-4		206A-7		
	206E-4		206B-7		
	206F-4		206C-7		
22511-99011	206G-4	23111-95J00	206D-7	31000-94L00	561A-1
	206H-4		206E-7		561B-1
	336A-1		206F-7		561C-1
	336B-1		206G-7		301A-1
	336C-1		206H-7		301B-1
	336D-1		210A-1		301C-1
	336E-1		25111-94L00		301D-1
	336F-1		25211-94L00		301E-1
	336G-1		25215-94L00		301F-1
	336H-1		25222-94L00		301G-1
23111-94L00	206A-5-1	23111-94L10	210A-10	31101-94L00	301H-1
	206B-5-1		210A-11		561A-3
	206C-5-1		210A-3		561B-3
	206D-5-1		29103-93J00		561C-3
	206E-5-1				561A-2
	206F-5-1		29141-93J00		561B-2
	206G-5-1		160A-13		561C-2
	206H-5-1		160B-13		340A-2
	206A-5-2		160C-13		340B-2
	206B-5-2		160D-13		340C-2
23115-94L00	206C-5-2	23115-94L10	160E-13	31111-89J00	340D-2
	206D-5-2		160F-13		340D-4
	206E-5-2		160G-13		340A-4
	206F-5-2		160H-13		340B-4
	206G-5-2		210A-8		340C-4
	206H-5-2		335A-12		340D-4
	206A-6		335B-12		31123-89J10
	206B-6		335E-12		338A-13
	206C-6		336C-14		338B-13
	206D-6		336D-21		338C-13
23115-94L10	206E-6	29404-93J10	336F-14	31131-96300	338D-13
	206F-6		336G-21		301A-3
	206G-6		336H-21		301B-3
	206H-6		338A-12		301C-3
	206B-6		338B-12		301D-3
	206C-6		338C-12		301E-3
	206D-6		338D-12		301F-3
	513A-10		338D-12		301G-3
	513B-10		501A-15		301H-3
	513C-10		502A-15		31132-96300
513D-10	502B-15	301A-4			
513E-10	503A-25	301B-4			
410A-20		301C-4			

PART NO.	FIG.NO.-REF.NO.	PART NO.	FIG.NO.-REF.NO.	PART NO.	FIG.NO.-REF.NO.
31135-89J00	301D-4	31320-94400	301F-8	32000-94L00	561B-6
	301E-4		301G-8		561C-6
	301F-4		301H-8		553A-1
	301G-4		301A-9		553B-1
	301H-4		301B-9		553C-1
31173-89J00	301A-5	31360-96300	301C-9	32102-94L00	303A-1
	301B-5		301D-9		303B-1
	301C-5		301E-9		303C-1
	301D-5		301F-9		303D-1
	301E-5		301G-9		561A-13
31173-89J00	301F-5	31360-96300	301H-9	32120-94L00	561B-13
	301G-5		301A-10		561C-13
	301H-5		301B-10		303A-2
	301A-2		301C-10		303B-2
	301B-2		301D-10		303C-2
31173-94L00	301C-2	31800-94L00	301E-10	32160-94L00	303D-2
	301D-2		301F-10		303A-3
	301E-2		301G-10		303B-3
	301F-2		301H-10		303C-3
	301G-2		310A-19		303D-3
31281-93340	301H-2	31912-94L00	310B-19	32800-88L00	310A-2
	340A-5		310C-19		310B-2
	340B-5		310D-19		310C-2
	340C-5		310E-19		310D-2
	340D-5		310F-19		310E-2
31310-96300	301A-6	31912-94L00	310G-19	32800-94L00	310F-2
	301B-6		310H-19		310G-2
	301C-6		561A-4		310H-2
	301D-6		561B-4		553A-2
	301E-6		561C-4		553B-2
31311-89J00	301F-6	31918-94401	301A-11	32815-94L00	553C-2
	301G-6		301B-11		561A-14
	301H-6		301C-11		561B-14
	301A-7		301D-11		561C-14
	301B-7		301E-11		310A-1
31312-96300	301C-7	31918-94401	301F-11	32815-94L00	310B-1
	301D-7		301G-11		310C-1
	301E-7		301H-11		310D-1
	301F-7		561A-5		310E-1
	301G-7		561B-5		310F-1
31312-96300	301H-7	31918-94401	561C-5	32815-94L00	310G-1
	340A-3		301A-12		310H-1
	340B-3		301B-12		310A-3
	340C-3		301C-12		310B-3
	340D-3		301D-12		310C-3
31312-96300	301A-8	31918-94401	301E-12	32815-94L00	310D-3
	301B-8		301F-12		310E-3
	301C-8		301G-12		310F-3
	301D-8		301H-12		310G-3
	301E-8		561A-6		310H-3

PART NO.	FIG.NO.-REF.NO.	PART NO.	FIG.NO.-REF.NO.	PART NO.	FIG.NO.-REF.NO.	
32890-94L00	553A-3	33542-16H00	310A-12	33920-94L20	310E-17	
	553B-3		310B-12		33925-94L00	310A-18
	553C-3		310C-12			310B-18
	561A-15		310D-12			310C-18
	561B-15		310E-12			310D-18
32890-94L00	561C-15	33634-94L00	310F-12	34011-88L03	310E-18	
	310A-4		310G-12		310F-18	
	310B-4		310H-12		310G-18	
	310C-4		322A-3		310H-18	
	310D-4		322B-2		501A-1	
33220-50M00	310E-4	33810-94L00	322C-2	34100-93J20	502A-1	
	310F-4		322D-3		502B-1	
	310G-4		322E-3		501A-7	
	310H-4		322F-2		502A-7	
	303A-4		322G-3		502B-7	
33410-94L00	303B-4	33810-94L00	322H-3	34100-93J31	501A-29-1	
	303C-4		322A-1		503A-5-1	
	303D-4		322B-1		503B-5-1	
	310A-10		322C-1		501A-29-2	
	310B-10		322D-1		503A-5-2	
33446-94L00	310C-10	33820-89E01	322E-1	34100-93J40	503B-5-2	
	310D-10		322F-1		501A-29-3	
	310E-10		322G-1		503A-5-3	
	310F-10		322H-1		503B-5-3	
	310G-10		561A-16		501A-29-4	
33510-16H10	310H-10	33820-89E01	561B-16	34193-88L00	503A-5-4	
	310A-11		561C-16		503B-5-4	
	310B-11		301A-13		501A-36	
	310C-11		301B-13		503A-12	
	310D-11		301C-13		503B-12	
33510-16H10	310E-11	33833-91J00	301D-13	34193-88L00	588A-1	
	310F-11		301E-13		588B-1	
	310G-11		301F-13		588C-1	
	310H-11		301G-13		501A-34	
	310A-15		301H-13		503A-10	
33541-16H00	310B-15	33920-94L00	561A-7	34193-88L40	503B-10	
	310C-15		561B-7		501A-31	
	310D-15		561C-7		503A-7	
	310E-15		444A-21		503B-7	
	310F-15		444B-21		588A-2	
33920-94L00	310G-15	33920-94L00	444C-21	34193-88L20	588B-2	
	310H-15		444D-21		588C-2	
	310A-16		444E-21		588A-3	
	310B-16		310A-17		588B-3	
	310C-16		310B-17		588C-3	
33920-94L10	310D-16	33920-94L10	310C-17	34193-88L60	588A-4	
	310E-16		310D-17		588B-4	
	310F-16		310F-17		588C-4	
	310G-16		310G-17		588A-5	
	310H-16		310H-17		588B-5	

PART NO.	FIG.NO.-REF.NO.	PART NO.	FIG.NO.-REF.NO.	PART NO.	FIG.NO.-REF.NO.
34200-87L12	588C-5	34800-88L01	503A-3-2	36610-94L30	513B-11
	501A-17		503B-3-2		513C-11
	502A-17		501A-8		513D-11
34200-88L02	502B-17	34800-93J00	502A-8	36610-94L40	513E-11
	501A-2		502B-8		322D-4
34200-93J00	502A-2	34800-93J11	503A-26-1	36615-96300	322G-4
	502B-2		503B-26-1		322C-3
	501A-39-1		503A-26-2		322F-3
34200-93J12	503A-15-1	34801-99E04	503B-26-2	34922-88L02	322A-7
	503B-15-1		503A-28		322D-7
	501A-39-2		503B-28		322E-7
34200-93J20	503A-15-2	34810-88L00	588A-8	36616-94L00	322G-7
	503B-15-2		588B-8		322H-7
	501A-37-1		588C-8		501A-20
34200-93J32	503A-13-1	34922-88L02	501A-3	36617-93J10	501A-33
	503B-13-1		501A-9		502A-20
	501A-37-2		502A-3		502B-20
34211-87L00	503A-13-2	34960-88L00	502A-9	36618-43410	503A-9
	503B-13-2		502B-3		503B-9
	501A-18		502B-9		322A-8
34300-93J00	502A-18	36360-94L00	588A-9	36617-94L00	322B-7
	502B-18		588B-9		322C-7
	501A-41-1		588C-9		322D-8
34300-93J11	503A-17-1	36360-94L00	334A-3	36617-93J10	322E-8
	503B-17-1		334B-3		322F-7
	501A-41-2		334C-3		322G-8
34310-92E00	503A-17-2	36367-89L00	334D-3	36617-94L00	322H-8
	503B-17-2		334E-3		322A-9
	501A-42		334F-3		322B-8
34360-92E00	503A-18	36367-89L00	334G-3	36618-43410	322C-8
	503B-18		334H-3		322D-9
	501A-43		334A-4		322E-9
34455-88L00	503A-19	36610-94L00	334B-4	36618-43410	322F-8
	503B-19		334C-4		322G-9
	588A-6		334D-4		322H-9
34455-88L10	588B-6	36610-94L00	334E-4	36617-94L00	301C-18
	588C-6		334F-4		301F-18
	588A-7		334G-4		322A-5
34500-93J00	588B-7	36610-94L00	334H-4	36618-43410	322B-4
	588C-7		322A-4-1		322C-4
	501A-25-1		322E-4-1		322D-5
34500-93J11	503A-1-1	36610-94L10	322H-4-1	36617-94L00	322E-5
	503B-1-1		322A-4-2		322F-4
	501A-25-2		322E-4-2		322G-5
34600-93J00	503A-1-2	36610-94L20	322H-4-2	36617-94L00	322H-5
	503B-1-2		561A-17		513A-12
	501A-27-1		561B-17		513B-12
34600-93J11	503A-3-1	36610-94L20	561C-17	36617-94L00	513C-12
	503B-3-1		322B-3		513D-12
	501A-27-2		513A-11		513E-12

PART NO.	FIG.NO.-REF.NO.	PART NO.	FIG.NO.-REF.NO.	PART NO.	FIG.NO.-REF.NO.
36620-93J10	561A-18	36662-88L10	503A-21	36662-88L20	501A-22
	561B-18		503B-21		502A-22
	561C-18		588A-10		502B-22
36620-93J40	521A-1-1	36662-88L30	588B-10	36690-94L00	588A-14
	521B-1-1		588C-10		588B-14
	521C-1-1		588A-11		588C-14
36620-94L00	521A-1-2	36663-88L00	588B-11	36690-94L00	588A-15
	521B-1-2		588C-11		588B-15
	521C-1-2		588A-12		588C-15
36620-94L10	450A-52	36663-88L00	588B-12	36740-94L00	303A-5
	508A-52		588C-12		303B-5
	508B-54		501A-4		303C-5
36628-92E00	508C-52	36663-88L00	501A-11	36890-93J00	303A-6
	508D-54		501A-46		303B-6
	508E-52		502A-4		303C-6
36646-93J01	450B-54	36663-88L10	502A-11	36890-93J00	517A-23
	450C-54		502A-11		517B-23
	450A-2		502B-4		517C-23
36646-93J01	450B-3	36663-98J10	502B-11	36894-87D00	544A-16
	450B-3		503A-22		544B-16
	450C-3		503B-22		544C-16
36656-94L00	508A-2	36663-98J10	588A-13	36990-87D00	336A-2
	508B-3		588B-13		336B-2
	508C-2		588C-13		336E-2
36656-94L00	508D-3	36664-88L00	501A-23-1	36990-87D00	501A-47
	508E-2		502A-23-1		503A-23
	450B-2		502B-23-1		503B-23
36656-94L00	450C-2	36665-88L00	501A-23-2	36665-88L00	508A-17
	508B-2		502A-23-2		588B-17
	508D-2		502B-23-2		588C-17
36660-89L01	410A-31	36665-88L00	588A-17	36665-88L00	501A-5
	410B-33		588B-17		501A-12
	410C-33		588C-17		508E-57
36660-89L01	410D-31	36665-88L00	501A-5	36665-88L00	553A-10
	410E-31		501A-12		553B-10
	410F-33		502A-5		553C-10
36660-89L01	410G-31	36665-88L10	502A-12	36665-88L10	530A-1
	410H-31		502B-12		530B-1
	501A-14		502B-12		530C-1
36661-87L00	502A-14	36665-88L10	588A-18	36665-88L10	530A-16
	502B-14		588B-18		530B-16
	521A-2		588C-18		530C-16
36661-87L00	521B-2	36665-88L10	501A-6	36665-88L10	530A-2
	521C-2		501A-13		530A-17
	501A-19		502A-6		530B-2
36662-88L00	502A-19	36665-88L10	502A-13	36665-88L10	530B-17
	502B-19		502B-6		530C-2
	501A-19		502B-13		530C-17
36662-88L00	501A-45	36665-88L10	588A-19	36665-88L10	530B-17
	502A-10		588B-19		530C-2
	502B-10		588C-19		530C-17

PART NO.	FIG.NO.-REF.NO.	PART NO.	FIG.NO.-REF.NO.	PART NO.	FIG.NO.-REF.NO.
37110-93J11	450B-4	37141-99E30	530A-3-3	37141-99E70	450C-5-7
	450C-4		530A-18-3		508A-4-7
	508B-4		530B-3-3		508B-5-7
	508D-4		530B-18-3		508C-4-7
	450A-3		530C-3-3		508D-5-7
37110-94J02	508A-3	37141-99E40	530C-18-3	37141-99E80	508E-4-7
	508C-3		450A-4-4		530A-3-7
	508E-3		450B-5-4		530A-18-7
	530A-6		450C-5-4		530B-3-7
	530B-6		508A-4-4		530B-18-7
37139-99E00	530C-6	37141-99E40	508B-5-4	37141-99E90	530C-3-7
	530A-21		508C-4-4		530C-18-7
	530B-21		508D-5-4		450A-4-8
	530C-21		508E-4-4		450B-5-8
	450A-4-1		530A-3-4		450C-5-8
37139-99E20	450B-5-1	37141-99E40	530A-18-4	37141-99E80	508A-4-8
	450C-5-1		530B-3-4		508B-5-8
	508A-4-1		530B-18-4		508C-4-8
	508B-5-1		530C-3-4		508D-5-8
	508C-4-1		530C-18-4		508E-4-8
37141-99E00	508D-5-1	37141-99E40	450A-4-5	37141-99E80	530A-3-8
	508E-4-1		450B-5-5		530A-18-8
	530A-3-1		450C-5-5		530B-3-8
	530A-18-1		508A-4-5		530B-18-8
	530B-3-1		508B-5-5		530C-3-8
37141-99E10	530B-18-1	37141-99E40	508C-4-5	37141-99E80	530C-18-8
	530C-3-1		508D-5-5		450A-4-9
	530C-18-1		508E-4-5		450B-5-9
	450A-4-2		530A-3-5		450C-5-9
	450B-5-2		530A-18-5		508A-4-9
37141-99E10	450C-5-2	37141-99E50	530B-3-5	37141-99E90	508B-5-9
	508A-4-2		530B-18-5		508C-4-9
	508B-5-2		530C-3-5		508D-5-9
	508C-4-2		530C-18-5		508E-4-9
	508D-5-2		450A-4-6		530A-3-9
37141-99E20	508E-4-2	37141-99E50	450B-5-6	37141-99E90	530A-18-9
	530A-3-2		450C-5-6		530B-3-9
	530A-18-2		508A-4-6		530B-18-9
	530B-3-2		508B-5-6		530C-3-9
	530B-18-2		508C-4-6		530C-18-9
37141-99E20	530C-3-2	37141-99E50	508D-5-6	37141-99E90	450A-4-10
	530C-18-2		508E-4-6		450B-5-10
	450A-4-3		530A-3-6		450C-5-10
	450B-5-3		530A-18-6		508A-4-10
	450C-5-3		530B-3-6		508B-5-10
37141-99E20	508A-4-3	37141-99E60	530B-18-6	37141-99E90	508C-4-10
	508B-5-3		530C-3-6		508D-5-10
	508C-4-3		530C-18-6		508E-4-10
	508D-5-3		450A-4-7		530A-3-10
	508E-4-3		450B-5-7		530A-18-10

PART NO.	FIG.NO.-REF.NO.	PART NO.	FIG.NO.-REF.NO.	PART NO.	FIG.NO.-REF.NO.
37141-99EA0	530B-3-10	37141-99EA0	508B-7	37141-99EA0	545A-11
	530B-18-10		508C-6		545B-11
	530C-3-10		508D-7		545C-11
	530C-18-10		508E-6		206A-25
	450A-4-11		530A-5		206B-24
37141-99EA0	450B-5-11	37141-99EA0	530A-20	37141-99EA0	206C-24
	450C-5-11		530B-5		206D-25
	508A-4-11		530B-20		206E-25
	508B-5-11		530C-5		206F-24
	508C-4-11		530C-20		206G-25
37141-99EA0	508D-5-11	37161-89L00	334A-5	37161-89L00	206H-25
	508E-4-11		334D-5		530A-9
	530A-3-11		334E-5		530B-9
	530A-18-11		334G-5		530C-9
	530B-3-11		334H-5		334A-2
37141-99EB0	530B-18-11	37163-89L00	561A-20	37163-89L00	334B-2
	530C-3-11		561B-20		334C-2
	530C-18-11		561C-20		334D-2
	450A-4-12		334A-6		334E-2
	450B-5-12		334B-5		334F-2
37141-99EB0	450C-5-12	37163-89L00	334C-5	37163-89L00	334G-2
	508A-4-12		334E-6		334H-2
	508B-5-12		334F-5		450A-7
	508C-4-12		334H-6		450B-9
	508D-5-12		513A-15		450C-9
37141-99EB0	508E-4-12	37163-89L00	513B-15	37163-89L00	508A-7
	530A-3-12		513C-15		508B-9
	530A-18-12		513D-15		508C-7
	530B-3-12		513E-15		508D-9
	530B-18-12		530A-14		508E-7
37143-99E00	530C-3-12	37210-93J00	530B-14	37210-93J00	530A-11
	530C-18-12		530C-14		530A-22
	450A-5		530A-15		530B-11
	450B-6		530B-15		530B-22
	450C-6		530C-15		530C-11
37143-99E00	508A-5	37721-93J91	450B-8	37721-93J91	530C-22
	508B-6		450C-8		450A-8
	508C-5		508B-8		450B-10
	508D-6		508D-8		450C-10
	508E-5		334A-7		508A-8
37143-99E00	530A-4	37721-94L00	334B-6	37721-94L00	508B-10
	530A-19		334C-6		508C-8
	530B-4		334D-6		508D-10
	530B-19		334E-7		508E-8
	530C-4		334F-6		530A-12
37149-93J00	530C-19	37721-95500	334G-6	37721-95500	530A-23
	450A-6		334H-7		530B-12
	450B-7		518A-12		530B-23
	450C-7		518B-12		530C-12
	508A-6		518C-12		530C-23

PART NO.	FIG.NO.-REF.NO.	PART NO.	FIG.NO.-REF.NO.	PART NO.	FIG.NO.-REF.NO.
37823-97J00	444A-34 444B-34 444C-34 444D-34 444E-34	37851-89L00 37852-94JA0	327D-3 327B-8 327D-8 327B-4 327D-4		508D-13 530A-7 530A-26 530B-7 530B-26
37825-99E00	530A-10 530B-10 530C-10 450A-9 450B-11 450C-11	37853-94L00	410A-32 410B-34 410D-32 410E-32 410G-32 410H-32	39600-94L00	530C-7 530C-26 553A-4 553B-4 553C-4 501A-48
37826-92J00	508A-9 508B-11 508C-9 508D-11 508E-9	37856-92J00 37857-92J00	327A-4 327C-4 327A-5 327C-5	39669-94L00 39950-87L00	503A-24 503B-24 501A-21 502A-21
	530A-13 530A-24 530B-13 530B-24 530C-13 530C-24	37859-90J00	450A-10 450B-51 450C-51 508A-51 508B-51 508C-51 508D-51	39950-88L00	502B-21 588A-16 588B-16 588C-16
37826-97J00	444A-35 444B-35 444C-35 444D-35 444E-35	37864-94J10	508E-51 450A-11 508A-10 508C-10 508E-10	40000	335A-1 335B-1 335E-1
37830-94J10	444A-33 444B-33 444C-33 444D-33 444E-33	38100-94L00	338A-14 338B-14 338C-14 338D-14	41111-94L00-0EP 41111-94LA0-0EP	335C-1 335D-1 335F-1
37835-95D00	444A-36 444B-36 444C-36 444D-36 444E-36	38410-93J20	340A-1 340B-1 340C-1 340D-1 327A-1 327B-1	41121-94L00-0EP 41121-94LA0-0EP	335G-1 335H-1 335A-2 335B-2 335E-2 335C-2
37850-90J05	450B-12 450C-12 508B-12 508D-12	38415-94L00	327C-1 327D-1 327A-2 327B-2		335D-2 335F-2 335G-2 335H-2
37850-92E26	517A-5 517B-5 517C-5	38500-93J00	327C-2 327D-2 450A-12	41130-91L00	335A-7 335B-7 335E-7
37850-92J00	327A-3 327C-3 544A-4 544B-4 544C-4		508A-11 508C-11 508E-11 450B-13 450C-13	41130-94LA0	335C-7 335D-7 335F-7 335G-7 335H-7
37850-93J10	544A-4 544B-4 544C-4	38500-93J90	508B-13		335A-13

PART NO.	FIG.NO.-REF.NO.	PART NO.	FIG.NO.-REF.NO.	PART NO.	FIG.NO.-REF.NO.
41135-93JL0	335B-13 335E-13 335C-9 335D-9 335F-9		336D-24 336F-17 336G-24 336H-24 336C-18	41233-94LA0	336D-25 336F-18 336G-25 336H-25 336C-19
	335G-9 335H-9 442A-1 442B-1 442C-1		336D-26 336F-19 336G-26 336H-26	41280-94LA0	336D-26 336F-19 336G-26 336H-26
41161-94400	575A-1 575B-1 575C-1 575D-1 575E-1		336A-31 336D-14 336E-31 336G-14		336A-31 336D-14 336E-31 336G-14
	335A-3 335B-3 335E-3 335C-3	41211-94L00 41211-94LA0	336B-3-1 336E-3-1 336A-3-2 336B-3-2	43111-94L00-0EP 43111-94L10-0EP	336A-3-1 336B-3-1 336E-3-2 336B-3-2
	335D-3 335F-3 335G-3 335H-3 335A-4 335B-4		336C-2 336D-2-1 336G-2-1 336H-2-1	43111-94LA0-0EP	336C-2-1 336D-2-1 336G-2-1 336H-2-1
41212-91J00	335C-4 335D-4 335E-4 335F-4 335G-4		336A-34 336D-17 336E-34 336G-17	43111-94LB0-0EP	336A-34 336D-17 336E-34 336G-17
	335H-4 335A-5 335B-5 335C-5 335D-5	41213-94J01	336H-2-2 405A-2 336A-4 336B-4 336C-3 336D-3	43112-94L00 43211-87JL0	336H-2-2 405A-2 336A-4 336B-4 336C-3 336D-3
	335E-5 335F-5 335G-5 335H-5		336E-4 336F-3 336G-3 336H-3		336E-4 336F-3 336G-3 336H-3
41221-94LA0	336C-15 336D-22 336F-15 336G-22 336H-22	43241-87J00 43411-89L00	336C-15 336A-27 336E-27 336D-10 336G-10		336C-15 336A-27 336E-27 336D-10 336G-10
	336C-16 336D-23 336F-16 336G-23 336H-23	41224-94LA0	336C-16 336D-23 336F-16 336G-23 336H-23		336C-16 336D-23 336F-16 336G-23 336H-23
	336C-17	41230-94LA0	336C-17	43415-94L00	336A-28 336D-11 336E-28 336G-11 336H-11
					336A-28 336D-11 336E-28 336G-11 336H-11

PART NO.	FIG.NO.-REF.NO.	PART NO.	FIG.NO.-REF.NO.	PART NO.	FIG.NO.-REF.NO.
43755-94L00	336E-6-2	45425-94J01	335H-18	48510-89J00	338A-11
	336F-5-2		335A-17	338B-11	
	336G-5-2		335B-17	338C-11	
	336H-5-2		335E-17	338D-11	
	336B-7		336A-38	48518-87D00	338A-15
45211-94L00	336C-6	45722-94L00	336B-31	48551-89J00	338B-15
	336F-6		336E-38		338C-15
	513A-17		336A-39		338D-15
	513B-17		336B-32		338A-16
	513C-17		336E-39		338B-16
45221-94L00	513D-17	45751-94L00	336A-40	48553-97E00	338C-16
	513E-17		336B-33		338D-16
	336A-12		336E-40		338A-17
	336B-16		336A-41		338B-17
	336E-12		336B-34		338C-17
45231-94L00	336A-13	45761-94L00	336E-41	48571-89J01	338D-17
	336B-17		336A-42		338A-2
	336E-13		336B-35		338B-2
	336A-14		336E-42		338C-2
	336B-18		339A-2		338D-2
45241-94L00	336E-14	47225-94L00	338A-20	48572-89J01	338A-3
	336A-15		338B-20		338B-3
	336B-19		338C-20		338C-3
	336E-15		338D-20		338D-3
	336A-16		339A-3		338A-4
45252-94L00	336B-20	47400-95J02	339A-4	48583-95E00	338B-4
	336E-16		338A-1		338C-4
	336A-17		338B-1		338D-4
	336B-21		338C-1		338A-18
	336E-17		338D-1		338B-18
45253-94L00	336A-18	48000-94L00	338A-21	48585-89J00	338C-18
	336B-22		338B-21		338D-18
	336E-18		338C-21		338A-19
	336A-19		338D-21		338B-19
	336B-23		339A-5		338C-19
45255-94L00	336E-19	48321-94L00	338A-22	48585-89J00	338D-19
	336A-20		338B-22		338A-5
	336B-24		338C-22		338B-5
	336E-20		338D-22		338C-5
	339A-1		339A-6		338D-5
45260-94L00	335A-19	48325-94L00	338A-23	48823-89J00	338A-6
	335B-19		338B-23		338B-6
	335E-19		338C-23		338C-6
	335A-16		338D-23		338D-6
	335B-16		339A-7		338A-7
45260-94LA0	335E-16	48326-94L00	338A-26	48832-89J00	338B-7
	335C-17		338B-26		338C-7
	335D-17		338C-26		338D-7
	335F-17		338D-26		338A-8
	335G-17		339A-8		338B-8
45269-89L00	335G-17	48326-94L00	339A-8	48834-89J00	338B-8

PART NO.	FIG.NO.-REF.NO.	PART NO.	FIG.NO.-REF.NO.	PART NO.	FIG.NO.-REF.NO.
48842-89J00	338C-8	55321-87J10	338A-28	57311-91L00	220B-2
	338D-8		338B-28		220C-2
	338A-9		338C-28		220D-2
	338B-9		338D-28		220E-2
	338C-9		339A-9		220F-2
48861-89J01	338D-9	50000	407A-8	57510-94L00	220G-2
	338A-10		335A-14-2		220H-2
	338B-10		335B-14-2		220A-5
	338C-10		335C-10-2		220B-5
	338D-10		335D-10-2		220C-5
51110-94L00	401A-1	50000	335E-14-2	57521-94L00	220D-5
	401A-2		335F-10-2		220E-5
	405A-1-1		335G-10-2		220F-5
	405A-1-2		335H-10-2		220G-5
	405A-4		336A-10-2		220H-5
51211-94L00	401A-6	50000	336B-14-2	57510-94L00	220A-8
	401A-7		336C-12-2		220B-8
	401A-8		336D-8-2		220C-8
	401A-9		336E-10-2		220D-8
	401A-13		336F-12-2		220E-8
51211-94L00-0EP	401A-6	50000	336G-8-2	57521-94L00	220F-8
	401A-7		336H-8-2		220G-8
	401A-8		407A-9		220H-8
	401A-9		407A-10		220A-9
	401A-13		407A-15		220B-9
52110-94L10-0EP	401A-14	50000	407A-15	57521-94L00	220B-9
	405A-11		220A-21		220C-9
	405A-12		220B-21		220D-9
	405A-13		220C-21		220E-9
	405A-14		220D-21		220F-9
54112-94L00	405A-14	50000	220E-21	57610-96311	220G-9
	407A-1		220F-21		220H-9
	407A-2		220G-21		220A-14
	407A-7		220H-21		220B-14
	139A-6		220A-1-1		220C-14
54125-94L00	335A-14-1	50000	220B-1-1	57610-96311	220D-14
	335B-14-1		220C-1-1		220E-14
	335C-10-1		220D-1-1		220F-14
	335D-10-1		220E-1-1		220G-14
	335E-14-1		220F-1-1		220H-14
54130-94L00	335F-10-1	50000	220G-1-1	57621-91L10	220A-15
	335G-10-1		220H-1-1		220B-15
	335H-10-1		220A-1-2		220C-15
	336A-10-1		220B-1-2		220D-15
	336B-14-1		220C-1-2		220E-15
54137-94L00	336C-12-1	50000	220D-1-2	57621-91L10	220F-15
	336D-8-1		220E-1-2		220G-15
	336E-10-1		220F-1-2		220H-15
	336F-12-1		220G-1-2		220A-20
	336G-8-1		220H-1-2		220B-20
54144-94L00	336H-8-1	50000	220A-2	57631-95JL0	220C-20
	336B-8-1		220A-2		220C-20

PART NO.	FIG.NO.-REF.NO.	PART NO.	FIG.NO.-REF.NO.	PART NO.	FIG.NO.-REF.NO.
	220D-20		410F-4		410G-9
	220E-20		410G-4		410H-9
	220F-20		410H-4	61433-94L00	420A-2
	220G-20	61124-94L00	410A-13-1		420B-2
	220H-20		410E-13-1		420C-2
57632-91L00	407A-23		410H-13-1		420D-2
57633-96300	407A-24	61124-94L10	410B-13		420E-2
58100-91L00-019	407A-21-3		410C-13		420F-2
58100-91L10-019	407A-21-4		410F-13		420G-2
58100-95D01-019	407A-21-5		513A-20		420H-2
58100-96371-019	407A-21-6		513B-20	61435-94L00	420A-5
58100-96411-019	407A-21-1		513C-20		420B-5
58100-96421-019	407A-21-2		513D-20		420C-5
58100-96471-019	407A-21-7		513E-20		420D-5
58100-96481-019	407A-21-8	61124-94L20	410A-13-2	61435-94L10	420E-5
58120-96401	407A-22		410D-13		420F-5
59178-97J00	407A-11		410E-13-2		420G-5
59211-94L00	336A-21		410G-13		420H-5
	336B-25		410H-13-2	61443-94L00	420A-6
	336E-21	61134-94L00	410A-5		420B-6
59262-94J00	175A-3		410B-5		420C-6
59412-91J00	146A-9		410C-5		420D-6
	146B-9		410D-5		420E-6
	146C-9		410E-5		420F-6
	146D-9		410F-5		420G-6
	146E-9		410G-5		420H-6
	146F-9		410H-5	61446-89L00	420A-7
	146G-9	61151-91J11	410A-14		420B-7
	146H-9		410B-14		420C-7
59442-94L00	335A-18		410C-14		420D-7
	335B-18		410D-14		420E-7
59800-94L00	335E-18		410E-14		420F-7
	420A-12		410F-14		420G-7
	420B-12		410G-14		420H-7
	420C-12		410H-14	61453-94L00	420A-8
	420D-12	61155-94L00	405A-3		420B-8
	420E-12	61400-94L00-0EP	420A-1		420C-8
	420F-12		420B-1		420D-8
	420G-12		420C-1		420E-8
	420H-12		420D-1		420F-8
			420E-1		420G-8
			420F-1		420H-8
			420G-1	61458-89L00	420A-9
			420H-1		420B-9
			410A-9		420C-9
61112-94L10	410A-4	61412-89L00	410B-9		420D-9
	410B-4		410C-9		420E-9
	410C-4		410D-9		420F-9
	410D-4		410E-9		420G-9
	410E-4		410F-9		420H-9

PART NO.	FIG.NO.-REF.NO.	PART NO.	FIG.NO.-REF.NO.	PART NO.	FIG.NO.-REF.NO.
61471-89L00	420A-10		410C-27		410E-16
	420B-10		410D-27		410F-16
	420C-10		410E-27		410G-16
	420D-10		410F-27		410H-16
	420E-10		410G-27	61830-94L00-0EP	410A-6
	420F-10		410H-27		410B-6
	420G-10	61622-90L00	420A-3		410C-6
	420H-10		420B-3		410D-6
61472-94J00	167E-16		420C-3		410E-6
61472-94J10	167A-16		420D-3		410F-6
	167B-16		420E-3		410G-6
	167C-16		420F-3		410H-6
	167D-16		420G-3	61841-94L00	410A-21
	167E-16		420H-3		410B-21
	167G-16	61642-90L00	410A-28		410C-21
	167H-16		410B-28		410D-21
61493-94L00	167A-17		410C-28		410E-21
	167B-17		410D-28		410F-21
	167C-17		410E-28		410G-21
	167D-17		410F-28		410H-21
	167E-17		410G-28	63111-89L00-0EP	444A-1
	167F-17		410H-28		444B-1
	167G-17	61810-94L00-0EP	410A-1		444C-1
	167H-17		410B-1		444D-1
61494-94L00	167A-18		410C-1		444E-1
	167B-18		410D-1	63114-99J01	444A-22
	167C-18		410E-1		444B-22
	167D-18		410F-1		444C-22
	167E-18		410G-1		444D-22
	167F-18		410H-1		444E-22
	167G-18	61820-94L00-0EP	410A-2	63115-99J00	444A-3
	167H-18		410B-2		444B-3
61610-90L00	410A-10		410E-2		444C-3
	410B-10		410H-2		444D-3
	410C-10	61820-94L20-0EP	410C-2		444E-3
	410D-10		410D-2	63115-99J10	444A-2
	410E-10		410F-2		444B-2
	410F-10		410G-2		444C-2
	410G-10	61827-94L00	410A-15		444D-2
	410H-10		410B-15		444E-2
61616-93EL0	410A-11		410C-15	63116-99J00	444A-4
	410B-11		410D-15		444B-4
	410C-11		410E-15		444C-4
	410D-11		410F-15		444D-4
	410E-11		410G-15		444E-4
	410F-11		410H-15	63121-99J00-0EP	444A-5
	410G-11	61829-94L00	410A-16		444B-5
	410H-11		410B-16		444C-5
61620-94L00	410A-27		410C-16		444D-5
	410B-27		410D-16		444E-5

PART NO.	FIG.NO.-REF.NO.	PART NO.	FIG.NO.-REF.NO.	PART NO.	FIG.NO.-REF.NO.	
63122-99J00	444A-23	63241-986B0	444A-11	67200-93J32	545B-1	
	444B-23		444B-11		545C-1	
	444C-23		444C-11		517A-1	
	444D-23		444D-11		517B-1	
	444E-23		444E-11		517C-1	
63131-94L00-0EP	444A-24	63244-94J00	444A-12	67200-93J50	518A-1	
	444B-24		444B-12		518B-1	
	444C-24		444C-12		518C-1	
	444D-24		444D-12		450B-1	
	444E-24		444E-12		450C-1	
63133-89L00	444A-25	63610-94L00	444A-14	67200-94J20	508B-1	
	444B-25		444B-14		508D-1	
	444C-25		444C-14		450A-1	
	444D-25		444D-14		508A-1	
	444E-25		444E-14		508C-1	
63134-94L00	444A-26	63650-94L00	444A-15	67211-92E50	508E-1	
	444B-26		444B-15		517A-29	
	444C-26		444C-15		517B-29	
	444D-26		444D-15		517C-29	
	444E-26		444E-15		544A-27	
63210-94L00	444A-6	65000-95D01	432A-1	67212-95600	544B-27	
	444B-6		65520-95D01		432A-2	544C-27
	444C-6		65561-95D00		432A-3	450A-13
	444D-6		65700-89L30		432A-8	450B-14
	444E-6		65720-986L0		432A-13	450C-14
63215-93110	444A-32	65740-95D01	432A-4	67212-95600	508A-12	
	444B-32		65750-87JL0		432A-9	508B-14
	444C-32		65750-955L0		432A-10	508C-12
	444D-32		65770-89L00		432A-11	508D-14
	444E-32		65781-98500		432A-12	508E-12
63220-94L00	444A-7	65831-95D00	432A-5	67214-92E00	450A-14	
	444B-7		65890-95D00		432A-6	508A-13
	444C-7		65892-95D00		432A-7	508C-13
	444D-7		67130-94L00		513A-1	508E-13
	444E-7				513B-1	450A-15
63225-93200	444A-9	67140-95600	513C-1	67220-95630	450B-16	
	444B-9		513D-1		450C-16	
	444C-9		513E-1		508A-14	
	444D-9		508A-54		508B-16	
	444E-9		508B-57		508C-14	
63225-94J00	444A-8	6508C-54	508D-16	67221-92E00	508D-16	
	444B-8		508D-57		508E-14	
	444C-8		508E-54		545A-8	
	444D-8		515A-1		545B-8	
	444E-8		515B-1		545C-8	
63240-94J10	444A-10	67200-93J13	515C-1	67221-92E50	518A-7	
	444B-10		544A-1		518B-7	
	444C-10		544B-1		518C-7	
	444D-10		544C-1		545A-2	
	444E-10		545A-1		545B-2	

PART NO.	FIG.NO.-REF.NO.	PART NO.	FIG.NO.-REF.NO.	PART NO.	FIG.NO.-REF.NO.
67222-92E50	545C-2	67229-95600	545C-18	67235-92E00	545A-22
	518A-2		450A-17		545B-22
	518B-2		450B-18		545C-22
	518C-2		450C-18		518A-28
	545A-3		508A-16		518B-28
67223-92E00	545B-3	67223-92E50	508B-18	67230-92E00	518C-28
	545C-3		508C-16		545A-27
	518A-6		508D-18		545B-27
	518B-6		508E-16		545C-27
	518C-6		518A-19		518A-30
67223-99E10	450A-16	67223-99E10	518B-19	67236-92E00	518B-30
	450B-17		518C-19		518C-30
	450C-17		545A-20		545A-32
	508A-15		545B-20		545B-32
	508B-17		545C-20		545C-32
67224-92E00	508C-15	67231-92E00	518A-40	67237-92E01	518A-31
	508D-17		518B-40		518B-31
	508E-15		518C-40		518C-31
	545A-9		545A-41		545A-33
	545B-9		545B-41		545B-33
67224-92E50	545C-9	67232-92E50	545C-41	67238-87D00	545C-33
	518A-8		518A-43		450A-19
	518B-8		518B-43		450B-20
	518C-8		518C-43		450C-20
	518A-25		450A-18		508A-18
67225-92E00	518B-25	67232-95600	450B-19	67232-95600	508B-20
	518C-25		450C-19		508C-18
	518A-9		508A-17		508D-20
	518B-9		508B-19		508E-18
	518C-9		508C-17		67238-92E00
67226-92E00	545A-15	67226-92E00	508D-19	67238-92E50	545B-34
	545B-15		508E-17		545C-34
	545C-15		518A-41		518A-32
	518A-14		518B-41		518B-32
	518B-14		518C-41		518C-32
67226-92E10	518C-14	67226-92E10	545A-42	67239-92E00	518A-33
	545A-16		545B-42		518B-33
	545B-16		545C-42		518C-33
	545C-16		545A-28		545A-35
	518A-23		545B-28		545B-35
67227-92E00	518B-23	67233-92E00	545C-28	67239-92E10	545C-35
	518C-23		518A-27		518A-29
	545A-24		518B-27		518B-29
	545B-24		518C-27		518C-29
	545C-24		545A-26		545A-45
67228-92E00	518A-17	67228-92E00	545B-26	67240-92E00	545B-45
	518B-17		545C-26		545C-45
	518C-17		518A-21		545A-17
	545A-18		518B-21		545B-17
	545B-18		518C-21		545C-17

PART NO.	FIG.NO.-REF.NO.	PART NO.	FIG.NO.-REF.NO.	PART NO.	FIG.NO.-REF.NO.
67240-92E50	518A-16 518B-16 518C-16		508C-22 508D-22 508E-22		450B-27 450C-27 450A-25
67241-92E10	545A-43 545B-43 545C-43	67246-92E00	545A-36 545B-36 545C-36		508B-27 508C-25 508D-27
67241-92E50	518A-42 518B-42 518C-42	67246-92E50	518A-34 518B-34 518C-34		508E-25 518A-39 518B-39
67241-99E10	450A-20 450B-21 450C-21	67251-92E50	517A-9 517B-9 517C-9		518C-39 545A-40 545B-40
	508A-19 508B-21 508C-19	67251-93J00	544A-12 544B-12 544C-12	67254-92E50	545C-40 517A-22 517B-22
67242-92E50	508D-21 508E-19 517A-13	67251-99E20	450A-24 450B-25 450C-25	67255-92E50	517C-22 517A-8 517B-8
	517B-13 517C-13		508A-25 508B-25 508C-23	67255-99E10	517C-8 450A-27 450B-28
67243-92E00	545A-44 545B-44 545C-44		508D-25 508E-23 518A-35		508B-28 508C-26 508D-28
67243-95600	450A-21 450B-22 450C-22	67252-92E00	518A-35 518B-35 518C-35		508E-26 517A-11 517B-11
	508A-20 508B-22 508C-20	67252-92E10	518A-38 518B-38 518C-38	67256-92E50	517C-11 450A-28 450B-29
	508D-22 508E-20 450A-22		545A-39 545B-39 545C-39	67256-95600	450C-29 508A-27 508B-29
67244-95600	450B-23 450C-23 508A-21	67252-95600	450A-25 450B-26 450C-26		508C-27 508D-29 508E-27
	508B-23 508C-21 508D-23		508A-24 508B-26 508C-24	67257-92E00	517A-12 517B-12 517C-12
67245-92E00	508E-21 518A-22 518B-22	67253-92E00	508D-26 508E-24 544A-15		544A-11 544B-11 544C-11
	518C-22 545A-23 545B-23	67253-92E10	544B-15 544C-15 518A-37	67257-99E10	450A-29 450B-30 450C-30
	545C-23 450A-23 450B-24		518B-37 518C-37 545A-38		508A-28 508B-30 508C-34
67245-95600	450C-24 508A-22 508B-24	67253-95600	545B-38 545C-38 450A-26		508D-28 508B-30 508C-28

PART NO.	FIG.NO.-REF.NO.	PART NO.	FIG.NO.-REF.NO.	PART NO.	FIG.NO.-REF.NO.
	508D-30 508E-28 450A-30	67269-92E00	508E-34 545A-29 545B-29		508A-37 508B-52 508C-37
67258-99E00	450B-31 450C-31 508A-29		545C-29 544A-26 544B-26	67271-92E00	508D-52 508E-37 517A-26
	508B-31 508C-29 508D-31	67273-92E00	544C-26 544A-23 544B-23		517B-26 517C-26 517A-27
	508E-29 450A-31 450B-32		544C-23 450A-36 450B-37	67283-92E50	517A-27 517B-27 517C-27
67259-87D00	450C-32 450C-30 508A-30	67273-95600	508A-35 508B-37 508C-35	67284-92E50	450A-39 450B-39 450C-37
	508B-32 508C-30 508D-32		450C-37 508A-35 508B-37	67284-94L00	450B-53 450C-53 508A-38
67261-92E50	508E-30 517A-10 517B-10		508C-30 508C-35 508D-37		508B-53 508C-38 508D-53
	517C-10 544A-2 544B-2	67261-93J00	508E-35 517A-25 517B-25	67286-92E00	508E-38 518A-18 518B-18
	544C-2 450A-32 450B-33	67261-99E10	517C-25 544A-22 544B-22		518C-18 545A-19 545B-19
	450C-33 508A-31 508B-33	67274-92E00	544C-22 544A-24 544B-24	67287-92E00	545C-19 544A-20 544B-20
	508C-31 508D-33 508E-31	67274-92E50	544C-24 517A-28 517B-28	67287-92E50	544C-20 517A-19 517B-19
67263-93J00	544A-3 544B-3 544C-3	67275-95600	517C-28 450A-37 450B-38	67288-92E00	517C-19 545A-4 545B-4
	450A-34 450B-35 450C-35		450C-38 508A-36 508B-38	67288-92E10	545C-4 518A-4 518B-4
67264-95600	508A-33 508B-35 508C-33		508C-36 508D-38 508E-36		518C-4 545A-6 545B-6
	508D-35 508E-33 450A-35	67267-93J00	517A-24 517B-24 517C-24	67288-92E20	545C-6 517A-14 517B-14
	450B-36 450C-36 508A-34	67281-93J00	544A-17 544B-17 544C-17		517C-14 544A-7 544B-7
	508B-36 508C-34 508D-36	67282-94L00	544A-14 450A-38 450B-52	67288-92E30	544C-7 544C-7 544B-14
			450C-52 450A-38 450B-52	67288-92E40	544A-10 544B-14 544C-14

PART NO.	FIG.NO.-REF.NO.	PART NO.	FIG.NO.-REF.NO.	PART NO.	FIG.NO.-REF.NO.
67288-92E60	544B-10		508D-58		508D-15
	544C-10		508E-40		518A-13
	517A-6		508E-55		518B-13
	517B-6		515A-2		518C-13
67288-92E70	517C-6		515B-2		545A-12
	517A-16		515C-2		545B-12
	517B-16	67295-92E00	544A-8		545C-12
67291-92E00	517C-16		544B-8	67296-92E20	518A-15
	518A-5		544C-8		518B-15
	518B-5	67295-92E10	517A-4		518C-15
67291-92E10	518C-5		517B-4		545A-14
	545A-7		517C-4		545B-14
	545B-7		544A-5		545C-14
	545C-7		544B-5	67296-92E30	544A-18
	518A-36		544C-5		544B-18
	518B-36	67295-92E50	517A-18		544C-18
	518C-36		517B-18	67296-92E60	544A-13
67292-94300	545A-37		517C-18		544B-13
	545B-37	67296-88D10	517A-15		544C-13
	545C-37		517B-15	67296-92E70	544A-9
	450A-40		517C-15		544A-28
67294-92E00	450B-39		518A-24		544B-9
	450C-39		518B-24		544B-28
	508A-39		518C-24		544C-9
	508B-39		544A-6		544C-28
	508C-39		544B-6	67296-94300	450A-43
	508D-39		544C-6		450B-42
	508E-39		545A-13		450C-42
	518A-3		545A-30		508A-42
	518B-3		545B-13		508B-42
	518C-3		545B-30		508C-42
67294-92E00	545A-5		545C-13		508D-42
	545B-5		545C-30		508E-42
	545C-5	67296-88D20	517A-17	67296-94310	450A-33
	518A-11		517B-17		450B-34
	518B-11		517C-17		450C-34
	518C-11	67296-88D30	517A-21		508A-32
	545A-10		517B-21		508B-34
67294-95600	545B-10		517C-21		508C-32
	545C-10	67296-90J00	450A-42		508D-34
	450A-41		450B-41		508E-32
	450B-40		450C-41		517A-3
	450C-40		508A-41		517B-3
	508A-40		508B-41		517C-3
	508A-55		508C-41	67296-95600	450A-44
67296-92E11	508B-40		508D-41		450B-43
	508B-58		508E-41		450C-43
	508C-40		450B-15		508A-43
	508C-55		450C-15		508B-43
	508D-40		508B-15		508C-43

PART NO.	FIG.NO.-REF.NO.	PART NO.	FIG.NO.-REF.NO.	PART NO.	FIG.NO.-REF.NO.
67296-95610	508D-43		508C-58-3		508E-58-9
	508E-43		508D-60-3		515A-4-9
	450A-45		508E-58-3		515B-4-9
	450B-44		515A-4-3	67341-94L00	515C-4-9
67296-95620	450C-44		515B-4-3		410B-31
	508A-44		515C-4-3		410C-31
	508B-44	67320-93J30	508A-58-4		410F-31
	508C-44		508B-60-4		513A-21
	508D-44		508C-58-4		513B-21
	508E-44		508D-60-4		513C-21
	544A-25		508E-58-4		513D-21
	544B-25		515A-4-4	67343-94L00	513E-21
	544C-25		515B-4-4		410B-35
	508B-59		515C-4-4		410C-34
67296-95621	508A-56	67320-93J40	508A-58-5		410F-34
	508B-56		508B-60-5		513A-35
67297-95600	508D-59		508C-58-5		513B-35
	508E-56		508D-60-5		513C-35
	515A-3		508E-58-5		513D-35
	515B-3		515A-4-5		513E-35
	515C-3		515B-4-5	67467-89J01	166B-15
	450A-46		515C-4-5		166C-15
	450B-45	67320-93J50	508A-58-6		166F-15
	450C-45		508B-60-6		206B-21
	508A-45		508C-58-6		206C-21
	508B-45		508D-60-6		206F-21
67298-92E50	508C-45		508E-58-6		513A-22
	508D-45		515A-4-6		513B-22
	508E-45		515B-4-6		513C-22
	517A-2		515C-4-6		513D-22
	517B-2	67320-93J60	508A-58-7		513E-22
	517C-2		508B-60-7	67500-93J00	519A-1
	508A-58-1		508C-58-7	67701-94L00	442A-2
67320-93J00	508B-60-1		508D-60-7		442B-2
	508C-58-1		508E-58-7		442C-2
	508D-60-1		515A-4-7		575A-2
	508E-58-1		515B-4-7		575B-2
	515A-4-1		515C-4-7		575C-2
	515B-4-1	67320-93J70	508A-58-8		575D-2
	515C-4-1		508B-60-8		575E-2
	508A-58-2		508C-58-8	67721-94L00	442A-3
	508B-60-2		508D-60-8		442B-3
	508C-58-2		508E-58-8		442C-3
67320-93J10	508D-60-2		515A-4-8		575A-3
	508E-58-2		515B-4-8		575B-3
	515A-4-2		515C-4-8		575C-3
	515B-4-2	67320-93J80	508A-58-9		575D-3
	515C-4-2		508B-60-9		575E-3
	508A-58-3		508C-58-9	67725-96J00	442A-4
	508B-60-3		508D-60-9		442B-4

PART NO.	FIG.NO.-REF.NO.	PART NO.	FIG.NO.-REF.NO.	PART NO.	FIG.NO.-REF.NO.
	166E-7		122B-5		113A-5
	166G-7		122C-5	08113-60060	407A-18
	166H-7		122D-5	08211-15203	220A-7-4
	167A-9		122E-5		220B-7-4
	167B-9		122F-5		220C-7-4
	167C-9		122G-5		220D-7-4
	167D-9		122H-5		220E-7-4
	167E-9	01550-08407	139A-3		220F-7-4
	167F-9	01550-08707	139A-5		220G-7-4
	167G-9	02112-06127	206A-24		220H-7-4
	167H-9		206B-20	08211-15204	220A-7-6
01550-06357	113A-4		206C-20		220B-7-6
01550-06457	146A-21		206D-24		220C-7-6
	146B-21		206E-24		220D-7-6
	146C-21		206F-20		220E-7-6
	146D-21		206G-24		220F-7-6
	146E-21		206H-24		220G-7-6
	146F-21	02122-04127	120A-9		220H-7-6
	146G-21	03112-06303	501A-35	08221-30404	220A-12-1
	146H-21		503A-11		220B-12-1
01550-06557	166B-14		503B-11		220C-12-1
	166C-14	03121-0516A	530A-25		220D-12-1
	166F-14		530B-25		220E-12-1
	513A-34		530C-25		220F-12-1
	513B-34	03142-0416C	210A-7		220G-12-1
	513C-34	03142-04259	160A-12		220H-12-1
	513D-34		160B-12	08310-00067	301A-16
	513E-34		160C-12		301B-16
01550-08207	113A-8		160D-12		301C-16
	139A-10		160E-12		301D-16
	410A-26		160F-12		301E-16
	410B-26		160G-12		301F-16
	410C-26		160H-12		301G-16
	410D-26	03542-05169	322A-14		301H-16
	410E-26		322B-13		561A-11
	410F-26		322C-13		561B-11
	410G-26		322D-14		561C-11
01550-08257	410H-26		322E-14	08316-10067	122A-13
	301A-15		322F-13		122B-13
	301B-15		322G-14		122C-13
	301C-15		322H-14		122D-13
	301D-15		420A-4		122E-13
	301E-15		420B-4		122F-13
	301F-15		420C-4		122G-13
	301G-15		420D-4		122H-13
	301H-15		420E-4	08316-10087	122A-6
	561A-10		420F-4		122B-6
	561B-10		420G-4		122C-6
	561C-10		420H-4		122D-6
01550-08357	122A-5	04211-11129	111A-4		122E-6

PART NO.	FIG.NO.-REF.NO.	PART NO.	FIG.NO.-REF.NO.	PART NO.	FIG.NO.-REF.NO.
	122F-6		338C-24		513B-23
	122G-6		338D-24		513C-23
	122H-6		339A-11		513D-23
08321-01067	301A-17	09100-12093	335C-13		513E-23
	301B-17		335D-13	09116-06202	146A-10
	301C-17		335F-13		146B-10
	301D-17		335G-13		146C-10
	301E-17		335H-14		146D-10
	301F-17	09103-06237	432A-14		146E-10
	301G-17	09103-06281	139A-8		146F-10
	301H-17		335A-15		146G-10
	561A-12		335B-15		146H-10
	561B-12		335C-11	09116-06215	122A-25
	561C-12		335D-11		122B-25
08322-01067	310A-21		335E-15		122C-25
	310B-21		335F-11		122D-25
	310C-21		335G-11		122E-25
	310D-21		335H-11		122F-25
	310E-21		336A-11		122G-25
	310F-21		336B-15		122H-25
	310G-21		336C-13	09116-06223	410A-29
	310H-21		336D-9		410B-29
08341-31039	120A-10		336E-11		410C-29
	120A-11		336F-13		410D-29
	303A-13		336G-9		410E-29
	303B-13		336H-9		410F-29
	303C-13		338A-29		410G-29
	303D-11		338B-29		410H-29
09100-06113	336A-22		338C-29	09116-06225	336A-35
	336B-26		338D-29		336D-18
	336E-22		339A-12		336E-35
	339A-10		407A-12		336G-18
	503A-29	09103-08458	120A-7		336H-18
	503B-29	09106-10065	335C-18		410B-36
09100-06165	335A-9		335D-18		410C-35
	335B-9		335F-18		410F-35
	335E-9		335G-18		513A-36
09100-08232	450A-48		335H-19		513B-36
	450B-47	09108-06149	160A-14		513C-36
	450C-47		160B-14		513D-36
	508A-47		160C-14		513E-36
	508B-47		160D-14	09116-06229	407A-19
	508C-47		160E-14	09116-06234	206A-9
	508D-47		160F-14		206D-9
	508E-47		160G-14		206E-9
09100-10309	335A-21		160H-14		206G-9
	335B-21	09108-08286	336B-9		206H-9
	335E-21		336C-8	09116-08147	407A-13
09100-10323	338A-24		336F-8	09116-08150	401A-3
	338B-24		513A-23	09116-08151	405A-7

PART NO.	FIG.NO.-REF.NO.	PART NO.	FIG.NO.-REF.NO.	PART NO.	FIG.NO.-REF.NO.
	444A-16		450C-48		410H-22
	444B-16		508A-48	09136-06169	410A-3
	444C-16		508B-48		410B-3
	444D-16		508C-48		410C-3
	444E-16		508D-48		410D-3
09116-08152	139A-4		508E-48		410E-3
	401A-10	09126-06006	545A-25		410F-3
09116-08154	405A-15		545B-25		410G-3
	407A-6		545C-25		410H-3
09116-08155	444A-27	09126-06015	444A-17	09137-03008	334A-12
	444B-27		444B-17		334B-11
	444C-27		444C-17		334C-11
	444D-27		444D-17		334D-11
	444E-27		444E-17		334E-12
09116-08162	405A-16	09128-06013	310A-20		334F-11
09119-08L01	113A-3		310B-20		334G-11
09125-04004	518A-26		310C-20		334H-12
	518B-26		310D-20	09140-05005	166B-10
	518C-26		310E-20		166C-10
09125-04021	517A-7		310F-20		166F-10
	517B-7		310G-20		327B-7
	517C-7		310H-20		327D-7
09125-05042	444A-28		561A-8		513A-24
	444B-28		561B-8		513B-24
	444C-28		561C-8		513C-24
	444D-28	09136-05041	444A-18		513D-24
	444E-28		444A-29		513E-24
	518A-20		444B-18		519A-3
	518B-20		444B-29	09140-06020	336A-23
	518C-20		444C-18		336B-27
	545A-21		444C-29		336E-23
	545B-21		444D-18		339A-13
	545C-21		444D-29		450A-50
09125-05046	327B-5		444E-18		450B-49
	327D-5		444E-29		450C-49
09125-05135	519A-2	09136-06168	410A-8		508A-49
09125-06063	336A-7		410A-22		508B-49
	336B-10		410B-8		508C-49
	336C-20		410B-22		508D-49
	336D-27		410C-8		508E-49
	336E-7		410C-22		518A-10
	336F-20		410D-8		518B-10
	336G-27		410D-22		518C-10
	336H-27		410E-8		545A-31
	338A-30		410E-22		545B-31
	338B-30		410F-8		545C-31
	338C-30		410F-22	09140-10031	401A-11
	338D-30		410G-8	09140-14008	303A-7
09126-05003	450A-49		410G-22		303B-7
	450B-48		410H-8		303C-7

PART NO.	FIG.NO.-REF.NO.	PART NO.	FIG.NO.-REF.NO.	PART NO.	FIG.NO.-REF.NO.
	303D-5		544B-19		206C-10
09141-14008	407A-25		544C-19		206D-11
09148-06008	444A-13	09160-05029	206B-9		206E-11
	444B-13		206C-9		206F-10
	444C-13		206F-9		206G-11
	444D-13		513A-26		206H-11
	444E-13		513B-26		210A-12
09159-08046	220A-6		513C-26		335A-10
	220B-6		513D-26		335B-10
	220C-6		513E-26		335E-10
	220D-6		519A-4		336A-24
	220E-6	09160-06046	166A-4		336B-28
	220F-6		166B-11		336C-21
	220G-6		166C-11		336D-28
	220H-6		166D-4		336E-24
09159-08059	336B-11		166E-4		336F-21
	336C-9		166F-11		336G-28
	336F-9		166G-4		336H-28
	513A-25		166H-4	09160-06085	432A-15
	513B-25		206A-10	09160-06094	206A-12
	513C-25		206D-10		206D-12
	513D-25		206E-10		206E-12
	513E-25		206G-10		206G-12
09159-08L02	336A-36		206H-10		206H-12
	336D-19		513A-27	09160-06104	450A-51
	336E-36		513B-27		450B-50
	336G-19		513C-27		450C-50
	336H-19		513D-27		508A-50
09159-10050	335A-22		513E-27		508B-50
	335B-22	09160-06055	166B-16		508C-50
	335C-19		166C-16		508D-50
	335D-19		166F-16		508E-50
	335E-22		206B-22		517A-20
	335F-19		206C-22		517B-20
	335G-19		206F-22		517C-20
	335H-20		513A-28	09160-06170	336C-22
09159-12014	335C-14		513B-28		336D-29
	335D-14		513C-28		336F-22
	335F-14		513D-28		336G-29
	335G-14		513E-28		336H-29
	335H-15	09160-06082	160A-15	09160-08082	336B-8
09159-22006	335A-8		160B-15		336C-7
	335B-8		160C-15		336F-7
	335C-8		160D-15		513A-19
	335D-8		160E-15		513B-19
	335E-8		160F-15		513C-19
	335F-8		160G-15		513D-19
	335G-8		160H-15		513E-19
	335H-8		206A-11	09160-09020	120A-8
09160-05024	544A-19		206B-10	09160-10082	335C-20

PART NO.	FIG.NO.-REF.NO.	PART NO.	FIG.NO.-REF.NO.	PART NO.	FIG.NO.-REF.NO.
	335C-21		220F-7-1		220D-11-1
	335D-20		220G-7-1		220E-11-1
	335D-21		220H-7-1		220F-11-1
	335F-20	09160-15031	220A-7-2		220G-11-1
	335F-21		220B-7-2		220H-11-1
	335G-20		220C-7-2	09160-20069	220A-11-2
	335G-21		220D-7-2		220B-11-2
	335H-21		220E-7-2		220C-11-2
	335H-22		220F-7-2		220D-11-2
09160-10139	335A-23		220G-7-2		220E-11-2
	335B-23		220H-7-2		220F-11-2
	335E-23	09160-15032	220A-7-3		220G-11-2
09160-10140	335A-24		220B-7-3		220H-11-2
	335B-24		220C-7-3	09160-20070	220A-11-3
	335E-24		220D-7-3		220B-11-3
09160-10156	401A-12		220E-7-3		220C-11-3
09160-10158	338A-25		220F-7-3		220D-11-3
	338B-25		220G-7-3		220E-11-3
	338C-25		220H-7-3		220F-11-3
	338D-25	09160-15033	220A-7-5		220G-11-3
	339A-14		220B-7-5		220H-11-3
09160-12044	335C-15		220C-7-5	09160-20071	220A-11-4
	335D-15		220D-7-5		220B-11-4
	335F-15		220E-7-5		220C-11-4
	335G-15		220F-7-5		220D-11-4
	335H-16		220G-7-5		220E-11-4
09160-12066	335C-22		220H-7-5		220F-11-4
	335D-22	09160-15053	220A-7-7		220G-11-4
	335F-22		220B-7-7		220H-11-4
	335G-22		220C-7-7	09160-20072	220A-11-5
	335H-23		220D-7-7		220B-11-5
09160-12110	335C-16		220E-7-7		220C-11-5
	335D-16		220F-7-7		220D-11-5
	335F-16		220G-7-7		220E-11-5
	335G-16		220H-7-7		220F-11-5
	335H-17	09160-15054	220A-7-8		220G-11-5
09160-14028	407A-26		220B-7-8		220H-11-5
09160-14071	206A-13		220C-7-8	09160-20073	220A-11-6
	206B-11		220D-7-8		220B-11-6
	206C-11		220E-7-8		220C-11-6
	206D-13		220F-7-8		220D-11-6
	206E-13		220G-7-8		220E-11-6
	206F-11		220H-7-8		220F-11-6
	206G-13	09160-15057	303A-8		220G-11-6
	206H-13		303B-8		220H-11-6
09160-15030	220A-7-1		303C-8	09160-25032	220A-13-4
	220B-7-1		303D-6		220B-13-4
	220C-7-1	09160-20068	220A-11-1		220C-13-4
	220D-7-1		220B-11-1		220D-13-4
	220E-7-1		220C-11-1		220E-13-4

PART NO.	FIG.NO.-REF.NO.	PART NO.	FIG.NO.-REF.NO.	PART NO.	FIG.NO.-REF.NO.
	220F-13-4		444C-19		09180-06186
	220G-13-4		444D-19		206A-15
	220H-13-4		444E-19		206D-15
09160-25033	220A-13-5	09164-12021	121A-8		206E-15
	220B-13-5	09164-14008	206A-14		206G-15
	220C-13-5		206D-14	09180-06230	206H-15
	220D-13-5		206E-14		146A-13
	220E-13-5		206G-14		146B-13
	220F-13-5		206H-14		146C-13
	220G-13-5	09166-17005	220A-3		146D-13
	220H-13-5		220B-3		146E-13
09160-25034	220A-13-6		220C-3		146F-13
	220B-13-6		220D-3		146G-13
	220C-13-6		220E-3		146H-13
	220D-13-6		220F-3		166A-5
	220E-13-6		220G-3		166B-12
	220F-13-6		220H-3		166C-12
	220G-13-6	09168-12017	405A-9		166D-5
	220H-13-6	09169-06062	146A-12		166E-5
09160-25035	220A-13-7		146B-12		166F-12
	220B-13-7		146C-12		166G-5
	220C-13-7		146D-12		166H-5
	220D-13-7		146E-12		513A-29
	220E-13-7		146F-12		513B-29
	220F-13-7		146G-12		513C-29
	220G-13-7		146H-12		513D-29
	220H-13-7	09169-06063	310A-6	09180-06342	513E-29
09160-30057	336A-8		310B-6		335A-11
	336B-12		310C-6		335B-11
	336C-10		310D-6	09180-06362	335E-11
	336D-6		310E-6		206A-16
	336E-8		310F-6		206B-12
	336F-10		310G-6		206C-12
	336G-6		310H-6		206D-16
	336H-6	09169-06075	122A-26		206E-16
09161-04012	410A-12		122B-26		206F-12
	410B-12		122C-26		206G-16
	410C-12		122D-26	09181-16008	206H-16
	410D-12		122E-26		220A-10
	410E-12		122F-26		220B-10
	410F-12		122G-26		220C-10
	410G-12		122H-26		220D-10
	410H-12		146A-11		220E-10
09161-08019	336A-37		146B-11		220F-10
	336D-20		146C-11		220G-10
	336E-37		146D-11	09181-25190	220H-10
	336G-20		146E-11		220A-13-1
	336H-20		146F-11		220B-13-1
09163-06001	444A-19		146G-11		220C-13-1
	444B-19		146H-11		220D-13-1
					220E-13-1

PART NO.	FIG.NO.-REF.NO.	PART NO.	FIG.NO.-REF.NO.	PART NO.	FIG.NO.-REF.NO.
09181-25248	220F-13-1	09202-06023	220E-16	09229-04005	220E-17
	220G-13-1		220F-16		220F-17
	220H-13-1		220G-16		220G-17
	220A-13-2		220H-16		220H-17
	220B-13-2		401A-4		410A-18
09181-25251	220C-13-2	09204-01002	405A-8	09248-08001	410B-18
	220D-13-2		407A-5		410C-18
	220E-13-2		206A-8		410D-18
	220F-13-2		206B-8		410E-18
	220G-13-2		206C-8		410F-18
09181-25268	220H-13-2	09204-01006	206D-8	09251-09007	410G-18
	220A-13-3		206E-8		410H-18
	220B-13-3		206F-8		407A-14
	220C-13-3		206G-8		405A-10
	220D-13-3		206H-8		444A-30
09181-30158	220E-13-3	09205-02004	336A-26	09260-10006	444B-30
	220F-13-3		336B-30		444C-30
	220G-13-3		336E-26		444D-30
	220H-13-3		513A-18		444E-30
	220A-13-8		513B-18		410A-17
09181-30162	220B-13-8	09205-04002	513C-18	09263-20046	410B-17
	220C-13-8		513D-18		206A-18
	220D-13-8		513E-18		206B-14
	220E-13-8		336C-23		206C-14
	220F-13-8		336D-30		206D-18
09200-06072	220G-13-8	09205-06021	336F-23	09265-17002	206E-18
	220H-13-8		336G-30		206F-14
	220A-12-2		336H-30		206G-18
	220B-12-2		407A-27		206H-18
	220C-12-2		210A-4		407A-3
09202-05021	220D-12-2	09209-08016	206A-17	09265-25047	407A-16
	220E-12-2		206B-13		220A-4
	220F-12-2		206C-13		220B-4
	220G-12-2		206D-17		220C-4
	220H-12-2		206E-17		220D-4
09202-05021	220A-12-3	09209-08016	206F-13	09280-06012	220E-4
	220B-12-3		206G-17		220F-4
	220C-12-3		206H-17		220G-4
	220D-12-3		335A-6		220H-4
	220E-12-3		335B-6		407A-4
09202-05021	220F-12-3	09209-08016	335C-6	09280-12012	210A-13
	220G-12-3		335D-6		175A-8
	220H-12-3		335E-6		210A-14
	336A-25		335F-6		111A-9
	336B-29		335G-6		
09202-05021	336E-25	09209-08016	335H-6	09280-13005	
	220A-16		220A-17		
	220B-16		220B-17		
	220C-16		220C-17		
	220D-16		220D-17		

PART NO.	FIG.NO.-REF.NO.	PART NO.	FIG.NO.-REF.NO.	PART NO.	FIG.NO.-REF.NO.
09280-21008	175A-12	09320-09039	310B-7	09352-70103-600	146D-16
09280-22019	139A-9		310C-7		146E-16
09280-26005	146A-37		310D-7		146F-16
	146B-37		310E-7		146G-16
	146C-37		310F-7		146H-16
	146D-37	09320-09052	310G-7	09355-70125-600	410B-37
	146E-37		310H-7		410C-36
	146F-37		122A-27		410F-36
	146G-37		122B-27		513A-37
	146H-37		122C-27		513B-37
09280-50009	220A-23	09320-09052	122D-27	09355-70125-600	513C-37
	220B-23		122E-27		513D-37
	220C-23		122F-27		513E-37
	220D-23		122G-27		122A-9
	220E-23		122H-27		122B-9
09280-54004	220F-23	09320-11017	146A-14	09380-12002	122C-9
	220G-23		146B-14		122D-9
	220H-23		146C-14		122E-9
	160A-16		146D-14		122F-9
	160B-16		146E-14		122G-9
	160C-16	09320-11017	146F-14	09381-14004	122H-9
	160D-16		146G-14		336A-43
	160E-16		146H-14		336B-36
	160F-16		410A-7		336E-43
	160G-16		410A-23		338A-27
09280-75002	407A-20	09320-11017	410B-7	09381-14004	338B-27
09282-15009	401A-5		410B-23		338C-27
09282-17006	220A-22		410C-7		338D-27
	220B-22		410C-23		339A-15
	220C-22		410D-7		206A-19
09282-30008	220D-22	09343-50L01-040	410D-23	09381-16001	206B-15
	220E-22		410E-7		206C-15
	220F-22		410E-23		206D-19
	220G-22		410F-7		206E-19
	220H-22		410F-23		206F-15
	336A-9	09343-50L01-040	410G-7	09381-16001	206G-19
	336B-13		410G-23		206H-19
	336C-11		410H-7		116A-4
	336D-7		410H-23		206A-20
	336E-9		146A-15		206B-16
	336F-11	09343-50L01-040	146B-15	09383-04002	206C-16
	336G-7		146C-15		206D-20
	336H-7		146D-15		206E-20
	121A-2		146E-15		206F-16
	116A-9		146F-15		206G-20
09283-27022	116A-9	09351-50807-070	146G-15	09385-04003	206H-20
09283-32039	121A-16		146H-15		410A-19
09289-05008	407A-17		146A-16		410B-19
09289-20L01	120A-14		146B-16		410C-19
09320-05019	310A-7		146C-16		410D-19

PART NO.	FIG.NO.-REF.NO.	PART NO.	FIG.NO.-REF.NO.	PART NO.	FIG.NO.-REF.NO.
	410E-19		146B-39		530B-8
	410F-19		146C-39		530B-27
	410G-19		146D-39		530C-8
	410H-19		146E-39		530C-27
09385-06012	166B-17		146F-39	09407-14403	553A-6
	166C-17		146G-39		553B-6
	166F-17		146H-39		553C-6
	206B-23	09401-15414	111A-10	09407-14407	303A-9
	206C-23	09401-18414	146A-40		303B-9
	206F-23		146B-40		303C-9
	513A-30		146C-40		303D-7
	513B-30		146D-40		334A-13
	513C-30		146E-40		334B-12
	513D-30		146F-40		334C-12
	513E-30		146G-40		334D-12
09401-08412	146A-18		146H-40		334E-13
	146B-18	09401-20410	146A-41		334F-12
	146C-18		146B-41		334G-12
	146D-18		146C-41		334H-13
	146E-18		146D-41		501A-16
	146F-18		146E-41		501A-32
	146G-18		146F-41		502A-16
	146H-18		146G-41		502B-16
09401-08413	162A-6		146H-41		503A-8
09401-11423	122A-11	09403-07340	327A-6		503A-30
	122B-11		327B-9		503B-8
	122C-11		327C-6		503B-30
	122D-11		327D-9		513A-31
	122E-11	09403-08404	322A-10		513B-31
	122F-11		322B-9		513C-31
	122G-11		322C-9		513D-31
	122H-11		322D-10		513E-31
	146A-34		322E-10		521A-4
	146A-38		322F-9		521B-4
	146B-34		322G-10		521C-4
	146B-38		322H-10		553A-7
	146C-34	09403-20308	322A-11		553B-7
	146C-38		322B-10		553C-7
	146D-34		322C-10	09407-18402	322A-2
	146D-38		322D-11		322D-2
	146E-34		322E-11		322E-2
	146E-38		322F-10		322G-2
	146F-34		322G-11		322H-2
	146F-38		322H-11		561A-21
	146G-34	09404-06207	338A-31		561B-21
	146G-38		338B-31		561C-21
	146H-34		338C-31	09408-00008	322A-12
	146H-38		338D-31		322B-11
09401-11425	144A-5	09407-08401	530A-8		322C-11
09401-13423	146A-39		530A-27		322D-12

PART NO.	FIG.NO.-REF.NO.	PART NO.	FIG.NO.-REF.NO.	PART NO.	FIG.NO.-REF.NO.
	322E-12		220G-18		503B-4
	322F-11		220H-18		503B-20
	322G-12	09440-07080	206A-21		503B-27
	322H-12		206B-17	09481-05501	501A-24
	310A-13		206C-17		502A-24
09408-00020	310B-13		206D-21		502B-24
	310C-13		206E-21	09481-10501	322B-5
	310D-13		206F-17		322C-5
	310E-13		206G-21		322F-5
	310F-13		206H-21		450A-53
	310G-13	09440-12027	444A-20		450B-55
	310H-13		444B-20		450C-55
09408-00043	146A-42		444C-20		508A-53
	146B-42		444D-20		508B-55
	146C-42		444E-20		508C-53
	146D-42	09440-13057	336C-24		508D-55
	146E-42		336D-31		508E-53
	146F-42		336F-24		513A-13
	146G-42		336G-31		513B-13
	146H-42		336H-31		513C-13
09408-00054	322A-15	09440-35004	220A-19		513D-13
	322B-14		220B-19		513E-13
	322C-14		220C-19	09481-30501	322A-6
	322D-15		220D-19		322B-6
	322E-15		220E-19		322C-6
	322F-14		220F-19		322D-6
	322G-15		220G-19		322E-6
	322H-15		220H-19		322F-6
09408-00233	146A-43	09443-10043	336C-25		322G-6
	146B-43		336D-32		322H-6
	146C-43		336F-25		513A-14
	146D-43		336G-32		513B-14
	146E-43		336H-32		513C-14
	146F-43	09471-12028	501A-30		513D-14
	146G-43		501A-38		513E-14
	146H-43		503A-6		561A-19
09409-05302-5PK	410A-24		503A-14		561B-19
	410B-24		503B-6		561C-19
	410C-24		503B-14	09482-00L04	111A-13
	410D-24	09471-12077	501A-40		
	410E-24		503A-16		
	410F-24		503B-16		
	410G-24	09471-12103	501A-26		
	410H-24		501A-28		
09440-07074	220A-18		501A-44		
	220B-18		503A-2		
	220C-18		503A-4		
	220D-18		503A-20		
	220E-18		503A-27		
	220F-18		503B-2		

SUZUKI DF25A/30A PARTS CATALOGUE

SUZUKI MOTOR CORPORATION All rights reserved

No part of this document may be reproduced or transmitted in any form or by any means, electronic or mechanical, for any purpose, without the express written permission of Suzuki Motor Corporation.

SUZUKI MOTOR CORPORATION

Technical Readiness Group, Quality Administration Department
300 Takatsuka, Minami, Hamamatsu, Japan

Reprint Prohibited

SUZUKI MOTOR CORPORATION